

Track Rating: Soft, Weather: Overcast, Rail Position: True

Distance To Go		1fur	2fur	3fur	4fur	5fur	6fur					
Field Times		0:17.00 (0:17.00)	0:30.48 (0:13.48)	0:42.44 (0:11.96)	0:54.46 (0:12.01)	1:06.99 (0:12.52)	1:20.35 (0:13.36)					
Rank	TAB Horse	Barrier	Top Speed [mi/h]	Fastest Section							Last 3fur	Distance Travelled [m]
1	3 DASHING WILLOUGHBY Oisin Murphy	3	38.2	0:12.07	0:17.12 [3]	0:30.48 [1]	0:42.65 [3]	0:54.72 [3]	1:07.34 [3]	1:20.69 [3]	0:38.39	2879.9
			4fur	4fur	(0:17.12)	(0:13.36)	(0:12.17)	(0:12.07)	(0:12.62)	(0:13.35)		
2	2 BARBADOS W M Lordan	2	38.1	0:11.97	0:17.14 [5]	0:30.54 [4]	0:42.58 [2]	0:54.55 [2]	1:07.18 [2]	1:20.49 [2]	0:38.67	2885.0
			4fur	4fur	(0:17.14)	(0:13.40)	(0:12.04)	(0:11.97)	(0:12.63)	(0:13.31)		
3	9 NAYEF ROAD Andrea Atzeni	9	38.4	0:11.90	0:17.31 [7]	0:30.54 [3]	0:42.44 [1]	0:54.46 [1]	1:06.99 [1]	1:20.35 [1]	0:38.96	2881.8
			4fur	3fur	(0:17.31)	(0:13.23)	(0:11.90)	(0:12.02)	(0:12.53)	(0:13.36)		
4	7 MOONLIGHT SPIRIT K McEvoy	7	38.1	0:11.99	0:17.29 [6]	0:30.79 [7]	0:43.29 [8]	0:55.28 [8]	1:08.13 [8]	1:21.40 [8]	0:38.70	2885.2
			4fur	4fur	(0:17.29)	(0:13.50)	(0:12.50)	(0:11.99)	(0:12.85)	(0:13.27)		
5	4 EMINENT AUTHORITY J P Spencer	4	38.1	0:12.04	0:17.42 [10]	0:30.90 [9]	0:43.36 [9]	0:55.40 [9]	1:08.38 [10]	1:21.55 [9]	0:38.48	2878.0
			4fur	4fur	(0:17.42)	(0:13.48)	(0:12.46)	(0:12.04)	(0:12.98)	(0:13.17)		
6	5 HARPO MARX J A Heffernan	5	37.9	0:11.97	0:17.91 [12]	0:31.39 [12]	0:43.90 [12]	0:55.87 [12]	1:08.80 [13]	1:22.06 [12]	0:38.66	2879.3
			4fur	4fur	(0:17.91)	(0:13.48)	(0:12.51)	(0:11.97)	(0:12.93)	(0:13.26)		
7	1 ALMOST MIDNIGHT James McDonald	1	38.3	0:11.95	0:18.17 [13]	0:31.44 [13]	0:44.00 [13]	0:55.95 [13]	1:08.78 [12]	1:22.14 [13]	0:38.99	2876.6
			4fur	4fur	(0:18.17)	(0:13.27)	(0:12.56)	(0:11.95)	(0:12.83)	(0:13.36)		
8	12 THEMAXWECAN S De Sousa	12	38.1	0:12.03	0:17.41 [9]	0:30.74 [6]	0:43.10 [6]	0:55.13 [6]	1:07.84 [6]	1:21.17 [7]	0:39.48	2873.0
			4fur	4fur	(0:17.41)	(0:13.33)	(0:12.36)	(0:12.03)	(0:12.71)	(0:13.33)		
9	10 NORWAY R L Moore	10	38.0	0:11.95	0:17.62 [11]	0:31.12 [11]	0:43.63 [11]	0:55.58 [11]	1:08.51 [11]	1:21.88 [11]	0:38.95	2885.0
			4fur	4fur	(0:17.62)	(0:13.50)	(0:12.51)	(0:11.95)	(0:12.93)	(0:13.37)		
10	8 NATE THE GREAT Hollie Doyle	8	38.1	0:12.01	0:17.13 [4]	0:30.85 [8]	0:43.14 [7]	0:55.15 [7]	1:07.86 [7]	1:21.09 [6]	0:40.06	2894.8
			4fur	4fur	(0:17.13)	(0:13.72)	(0:12.29)	(0:12.01)	(0:12.71)	(0:13.23)		

Track Rating: Soft, Weather: Overcast, Rail Position: True

Distance To Go				1fur	2fur	3fur	4fur	5fur	6fur			
Field Times				0:17.00 (0:17.00)	0:30.48 (0:13.48)	0:42.44 (0:11.96)	0:54.46 (0:12.01)	1:06.99 (0:12.52)	1:20.35 (0:13.36)			
Rank	TAB Horse	Barrier	Top Speed [mi/h]	Fastest Section							Last 3fur	Distance Travelled [m]
11	11 PYTHION C T Keane	11	37.9	0:12.05	0:17.12 [2] (0:17.12)	0:30.61 [5] (0:13.49)	0:42.87 [5] (0:12.26)	0:54.92 [5] (0:12.05)	1:07.55 [5] (0:12.63)	1:20.92 [5] (0:13.37)	0:41.13	2874.2
12	13 WESTERN AUSTRALIA D O'Brien	13	37.9	0:11.97	0:17.40 [8] (0:17.40)	0:31.09 [10] (0:13.69)	0:43.55 [10] (0:12.46)	0:55.52 [10] (0:11.97)	1:08.33 [9] (0:12.81)	1:21.69 [10] (0:13.36)	0:44.54	2885.3
13	6 JALMOUD James Doyle	6	38.2	0:12.04	0:17.00 [1] (0:17.00)	0:30.52 [2] (0:13.52)	0:42.78 [4] (0:12.26)	0:54.82 [4] (0:12.04)	1:07.46 [4] (0:12.64)	1:20.78 [4] (0:13.32)	0:46.50	2892.2

Track Rating: Soft, Weather: Overcast, Rail Position: True

Distance To Go		7fur	8fur	9fur	10fur	11fur	12fur					
Field Times		1:34.76 (1:34.76)	1:48.90 (0:14.13)	2:02.40 (0:13.50)	2:15.44 (0:13.04)	2:29.14 (0:13.69)	2:41.90 (0:12.76)					
Rank	TAB Horse	Barrier	Top Speed [mi/h]	Fastest Section							Last 3fur	Distance Travelled [m]
1	3 DASHING WILLOUGHBY Oisin Murphy	3	38.2	0:12.07	1:35.18 [3] (0:14.49)	1:49.36 [3] (0:14.18)	2:02.88 [3] (0:13.52)	2:15.95 [3] (0:13.07)	2:29.38 [3] (0:13.43)	2:41.98 [3] (0:12.60)	0:38.39	2879.9
2	2 BARBADOS W M Lordan	2	38.1	0:11.97	1:34.90 [2] (0:14.41)	1:49.02 [2] (0:14.12)	2:02.49 [2] (0:13.47)	2:15.62 [2] (0:13.13)	2:29.24 [2] (0:13.62)	2:41.90 [1] (0:12.66)	0:38.67	2885.0
3	9 NAYEF ROAD Andrea Atzeni	9	38.4	0:11.90	1:34.76 [1] (0:14.41)	1:48.90 [1] (0:14.14)	2:02.40 [1] (0:13.50)	2:15.44 [1] (0:13.04)	2:29.14 [1] (0:13.70)	2:41.94 [2] (0:12.80)	0:38.96	2881.8
4	7 MOONLIGHT SPIRIT K McEvoy	7	38.1	0:11.99	1:35.95 [8] (0:14.55)	1:50.06 [8] (0:14.11)	2:03.56 [8] (0:13.50)	2:16.62 [8] (0:13.06)	2:29.82 [8] (0:13.20)	2:42.38 [5] (0:12.56)	0:38.70	2885.2
5	4 EMINENT AUTHORITY J P Spencer	4	38.1	0:12.04	1:35.99 [9] (0:14.44)	1:50.12 [9] (0:14.13)	2:03.71 [9] (0:13.59)	2:16.72 [9] (0:13.01)	2:30.05 [10] (0:13.33)	2:42.65 [9] (0:12.60)	0:38.48	2878.0
6	5 HARPO MARX J A Heffernan	5	37.9	0:11.97	1:36.50 [12] (0:14.44)	1:50.75 [12] (0:14.25)	2:04.23 [12] (0:13.48)	2:17.46 [13] (0:13.23)	2:30.18 [12] (0:12.72)	2:42.66 [10] (0:12.48)	0:38.66	2879.3
7	1 ALMOST MIDNIGHT James McDonald	1	38.3	0:11.95	1:36.76 [13] (0:14.62)	1:50.86 [13] (0:14.10)	2:04.37 [13] (0:13.51)	2:17.21 [12] (0:12.84)	2:29.98 [9] (0:12.77)	2:42.49 [7] (0:12.51)	0:38.99	2876.6
8	12 THEMAXWECAN S De Sousa	12	38.1	0:12.03	1:35.60 [7] (0:14.43)	1:49.89 [7] (0:14.29)	2:03.40 [7] (0:13.51)	2:16.42 [7] (0:13.02)	2:29.72 [6] (0:13.30)	2:42.40 [6] (0:12.68)	0:39.48	2873.0
9	10 NORWAY R L Moore	10	38.0	0:11.95	1:36.40 [11] (0:14.52)	1:50.49 [11] (0:14.09)	2:04.09 [11] (0:13.60)	2:17.12 [11] (0:13.03)	2:30.27 [13] (0:13.15)	2:42.87 [12] (0:12.60)	0:38.95	2885.0
10	8 NATE THE GREAT Hollie Doyle	8	38.1	0:12.01	1:35.54 [6] (0:14.45)	1:49.63 [6] (0:14.09)	2:03.22 [6] (0:13.59)	2:16.31 [6] (0:13.09)	2:29.76 [7] (0:13.45)	2:42.52 [8] (0:12.76)	0:40.06	2894.8

Track Rating: Soft, Weather: Overcast, Rail Position: True

Distance To Go		7fur	8fur	9fur	10fur	11fur	12fur					
Field Times		1:34.76 (1:34.76)	1:48.90 (0:14.13)	2:02.40 (0:13.50)	2:15.44 (0:13.04)	2:29.14 (0:13.69)	2:41.90 (0:12.76)					
Rank	TAB Horse	Barrier	Top Speed [mi/h]	Fastest Section							Last 3fur	Distance Travelled [m]
11	11 PYTHION C T Keane	11	37.9	0:12.05	1:35.41 [5] (0:14.49)	1:49.61 [5] (0:14.20)	2:03.13 [5] (0:13.52)	2:16.16 [5] (0:13.03)	2:29.47 [4] (0:13.31)	2:42.30 [4] (0:12.83)	0:41.13	2874.2
12	13 WESTERN AUSTRALIA D O'Brien	13	37.9	0:11.97	1:36.28 [10] (0:14.59)	1:50.46 [10] (0:14.18)	2:03.89 [10] (0:13.43)	2:16.96 [10] (0:13.07)	2:30.11 [11] (0:13.15)	2:43.04 [13] (0:12.93)	0:44.54	2885.3
13	6 JALMOUD James Doyle	6	38.2	0:12.04	1:35.34 [4] (0:14.56)	1:49.47 [4] (0:14.13)	2:03.02 [4] (0:13.55)	2:16.10 [4] (0:13.08)	2:29.58 [5] (0:13.48)	2:42.72 [11] (0:13.14)	0:46.50	2892.2

Track Rating: Soft, Weather: Overcast, Rail Position: True

Distance To Go		13fur	Finish			Official				
Field Times		2:54.74 (2:54.74)	3:07.77 (0:13.03)			Finish Time				
Rank	TAB Horse	Barrier	Top Speed [mi/h]	Fastest Section				Last 3fur	Distance Travelled [m]	
1	3 DASHING WILLOUGHBY Oisin Murphy	3	38.2 4fur	0:12.07 4fur	2:54.78 [2] (0:12.80)	3:07.77 [1] (0:12.99)	3:07.86	0:38.39	2879.9	
2	2 BARBADOS W M Lordan	2	38.1 4fur	0:11.97 4fur	2:54.74 [1] (0:12.84)	3:07.91 [2] (0:13.17)	3:07.97	0:38.67	2885.0	
3	9 NAYEF ROAD Andrea Atzeni	9	38.4 4fur	0:11.90 3fur	2:54.89 [3] (0:12.95)	3:08.10 [3] (0:13.21)	3:08.07	0:38.96	2881.8	
4	7 MOONLIGHT SPIRIT K McEvoy	7	38.1 4fur	0:11.99 4fur	2:55.27 [4] (0:12.89)	3:08.52 [4] (0:13.25)	3:08.54	0:38.70	2885.2	
5	4 EMINENT AUTHORITY J P Spencer	4	38.1 4fur	0:12.04 4fur	2:55.47 [6] (0:12.82)	3:08.53 [5] (0:13.06)	3:08.72	0:38.48	2878.0	
6	5 HARPO MARX J A Heffernan	5	37.9 4fur	0:11.97 4fur	2:55.59 [7] (0:12.93)	3:08.84 [6] (0:13.25)	3:08.80	0:38.66	2879.3	
7	1 ALMOST MIDNIGHT James McDonald	1	38.3 4fur	0:11.95 4fur	2:55.46 [5] (0:12.97)	3:08.97 [7] (0:13.51)	3:09.00	0:38.99	2876.6	
8	12 THEMAXWECAN S De Sousa	12	38.1 4fur	0:12.03 4fur	2:55.61 [8] (0:13.21)	3:09.20 [8] (0:13.59)	3:09.18	0:39.48	2873.0	
9	10 NORWAY R L Moore	10	38.0 4fur	0:11.95 4fur	2:55.75 [9] (0:12.88)	3:09.22 [9] (0:13.47)	3:09.18	0:38.95	2885.0	
10	8 NATE THE GREAT Hollie Doyle	8	38.1 4fur	0:12.01 4fur	2:55.97 [11] (0:13.45)	3:09.82 [10] (0:13.85)	3:09.87	0:40.06	2894.8	

Track Rating: Soft, Weather: Overcast, Rail Position: True

Distance To Go		13fur	Finish			Official				
Field Times		2:54.74	3:07.77			Finish Time				
		(2:54.74)	(0:13.03)							
Rank	TAB	Horse	Barrier	Top Speed [mi/h]	Fastest Section				Last 3fur	Distance Travelled [m]
11	11	PYTHON	11	37.9	0:12.05	2:55.86 [10]	3:10.60 [11]	3:10.64	0:41.13	2874.2
		C T Keane		4fur	4fur	(0:13.56)	(0:14.74)			
12	13	WESTERN AUSTRALIA	13	37.9	0:11.97	2:56.88 [12]	3:14.65 [12]	3:14.60	0:44.54	2885.3
		D O'Brien		4fur	4fur	(0:13.84)	(0:17.77)			
13	6	JALMOUD	6	38.2	0:12.04	2:57.69 [13]	3:16.08 [13]	3:16.39	0:46.50	2892.2
		James Doyle		4fur	4fur	(0:14.97)	(0:18.39)			



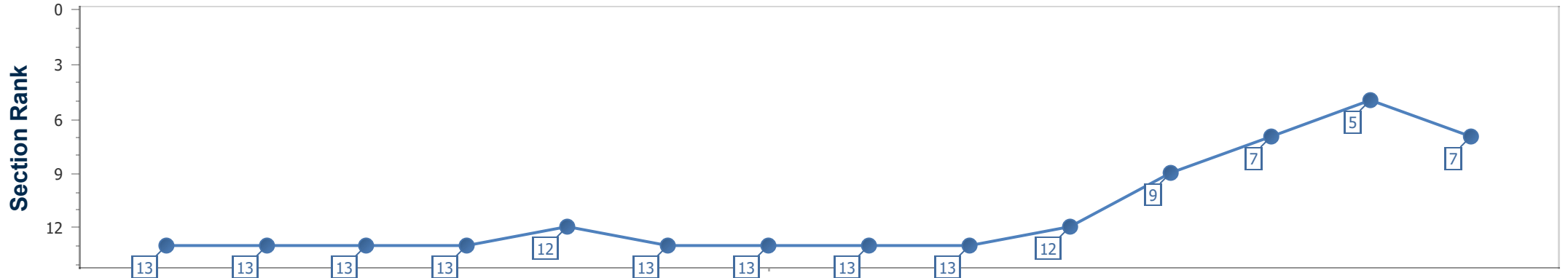
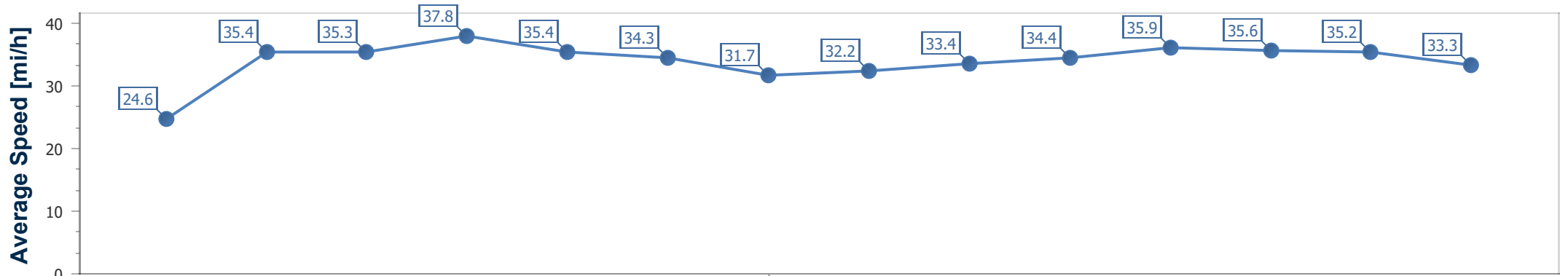
Horse Name	Almost Midnight
Finish Rank	7
Fastest Section Time (Section)	0:11.95 (4fur)
Top Speed [mi/h] (Section)	38.3 (4fur)
Race State	Finished



Royal Ascot Day
 Race 2: Queen's Vase - 1M 6F 34Y
 19 June 2019 - 15:06
 Track Rating: Firm, Weather: Overcast, Rail Position: True



Distance To Go	2fur	3fur	4fur	5fur	6fur	7fur	8fur	9fur	10fur	11fur	12fur	13fur	Finish
Section Times	0:31.44 [13] (0:13.27)	0:44.00 [13] (0:12.56)	0:55.95 [13] (0:11.95)	1:08.78 [12] (0:12.83)	1:22.14 [13] (0:13.36)	1:36.76 [13] (0:14.62)	1:50.86 [13] (0:14.10)	2:04.37 [13] (0:13.51)	2:17.21 [12] (0:12.84)	2:29.98 [9] (0:12.77)	2:42.49 [7] (0:12.51)	2:55.46 [5] (0:12.97)	3:08.97 [7] (0:13.51)
Average Speed [mi/h]	35.4	35.3	37.8	35.4	34.3	31.7	32.2	33.4	34.4	35.9	35.6	35.2	33.3
Top Speed [mi/h]	36.6	36.8	38.3	37.1	34.9	32.3	32.7	34.3	35.6	36.6	36.3	36.2	34.1



- [] Ranking at each section and finish
- .-.- No data available at this section
- NA No data available



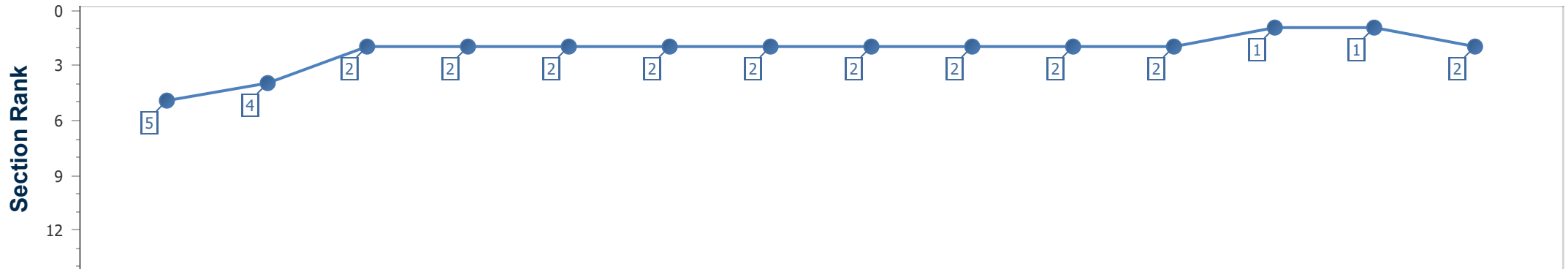
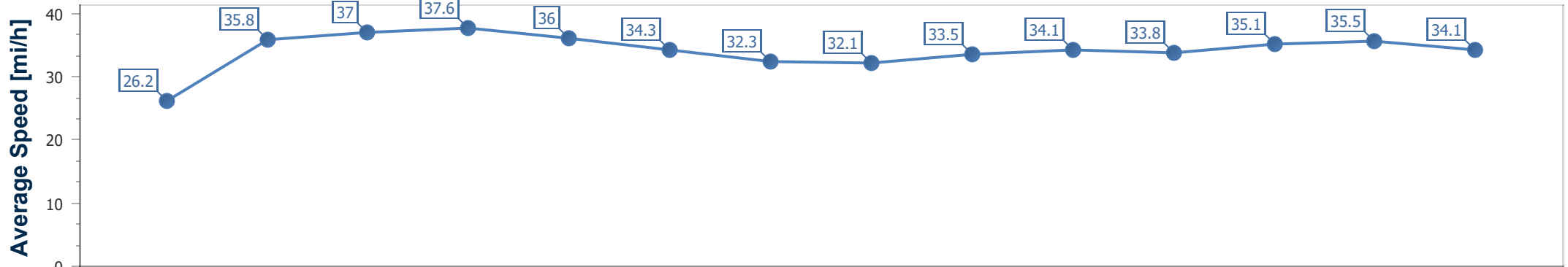
Horse Name	Barbados
Finish Rank	2
Fastest Section Time (Section)	0:11.97 (4fur)
Top Speed [mi/h] (Section)	38.1 (4fur)
Race State	Finished



Royal Ascot Day
 Race 2: Queen's Vase - 1M 6F 34Y
 19 June 2019 - 15:06
 Track Rating: Firm, Weather: Overcast, Rail Position: True



Distance To Go	2fur	3fur	4fur	5fur	6fur	7fur	8fur	9fur	10fur	11fur	12fur	13fur	Finish
Section Times	0:30.54 [4] (0:13.40)	0:42.58 [2] (0:12.04)	0:54.55 [2] (0:11.97)	1:07.18 [2] (0:12.63)	1:20.49 [2] (0:13.31)	1:34.90 [2] (0:14.41)	1:49.02 [2] (0:14.12)	2:02.49 [2] (0:13.47)	2:15.62 [2] (0:13.13)	2:29.24 [2] (0:13.62)	2:41.90 [1] (0:12.66)	2:54.74 [1] (0:12.84)	3:07.91 [2] (0:13.17)
Average Speed [mi/h]	35.8	37.0	37.6	36.0	34.3	32.3	32.1	33.5	34.1	33.8	35.1	35.5	34.1
Top Speed [mi/h]	37.1	37.8	38.1	37.3	35.0	32.7	33.5	33.9	34.8	34.8	36.1	36.1	34.7



- [] Ranking at each section and finish
- .-.- No data available at this section
- NA No data available



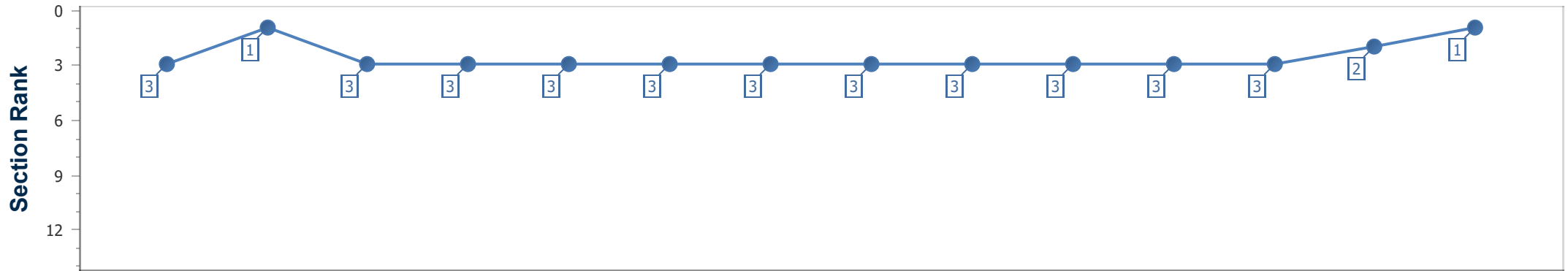
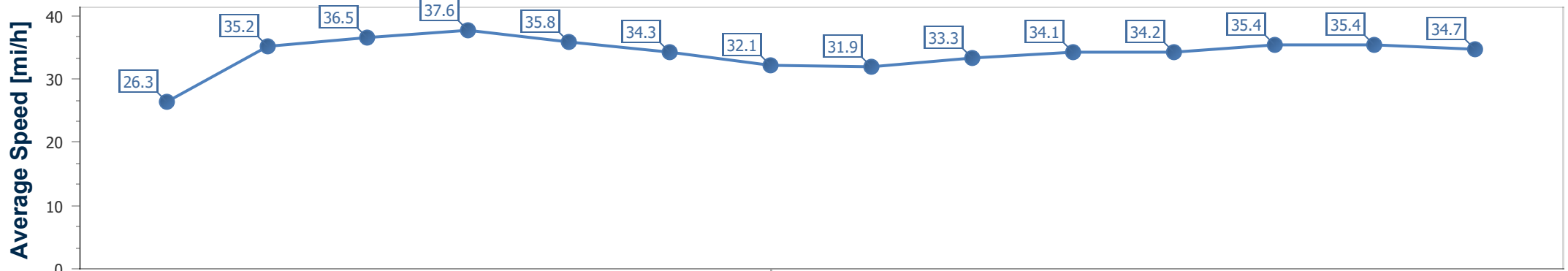
Horse Name	Dashing Willoughby
Finish Rank	1
Fastest Section Time (Section)	0:12.07 (4fur)
Top Speed [mi/h] (Section)	38.2 (4fur)
Race State	Finished



Royal Ascot Day
 Race 2: Queen's Vase - 1M 6F 34Y
 19 June 2019 - 15:06
 Track Rating: Firm, Weather: Overcast, Rail Position: True



Distance To Go	2fur	3fur	4fur	5fur	6fur	7fur	8fur	9fur	10fur	11fur	12fur	13fur	Finish
Section Times	0:30.48 [1] (0:13.36)	0:42.65 [3] (0:12.17)	0:54.72 [3] (0:12.07)	1:07.34 [3] (0:12.62)	1:20.69 [3] (0:13.35)	1:35.18 [3] (0:14.49)	1:49.36 [3] (0:14.18)	2:02.88 [3] (0:13.52)	2:15.95 [3] (0:13.07)	2:29.38 [3] (0:13.43)	2:41.98 [3] (0:12.60)	2:54.78 [2] (0:12.80)	3:07.77 [1] (0:12.99)
Average Speed [mi/h]	35.2	36.5	37.6	35.8	34.3	32.1	31.9	33.3	34.1	34.2	35.4	35.4	34.7
Top Speed [mi/h]	36.5	37.5	38.2	36.3	35.3	32.7	33.2	33.6	35.3	35.3	36.3	36.1	35.0



- [] Ranking at each section and finish
- .-.- No data available at this section
- NA No data available




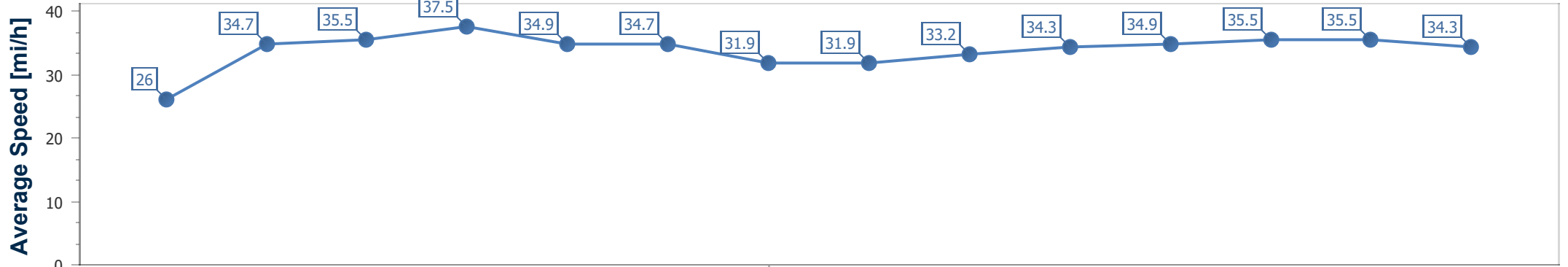
Horse Name	Eminent Authority
Finish Rank	5
Fastest Section Time (Section)	0:12.04 (4fur)
Top Speed [mi/h] (Section)	38.1 (4fur)
Race State	Finished



Royal Ascot Day
 Race 2: Queen's Vase - 1M 6F 34Y
 19 June 2019 - 15:06
 Track Rating: Firm, Weather: Overcast, Rail Position: True



Distance To Go	2fur	3fur	4fur	5fur	6fur	7fur	8fur	9fur	10fur	11fur	12fur	13fur	Finish
Section Times	0:30.90 [9] (0:13.48)	0:43.36 [9] (0:12.46)	0:55.40 [9] (0:12.04)	1:08.38 [10] (0:12.98)	1:21.55 [9] (0:13.17)	1:35.99 [9] (0:14.44)	1:50.12 [9] (0:14.13)	2:03.71 [9] (0:13.59)	2:16.72 [9] (0:13.01)	2:30.05 [10] (0:13.33)	2:42.65 [9] (0:12.60)	2:55.47 [6] (0:12.82)	3:08.53 [5] (0:13.06)
Average Speed [mi/h]	34.7	35.5	37.5	34.9	34.7	31.9	31.9	33.2	34.3	34.9	35.5	35.5	34.3
Top Speed [mi/h]	36.4	37.2	38.1	37.2	35.6	32.6	33.5	34.0	35.5	36.1	36.9	36.4	34.8



- [] Ranking at each section and finish
- .-.- No data available at this section
- NA No data available



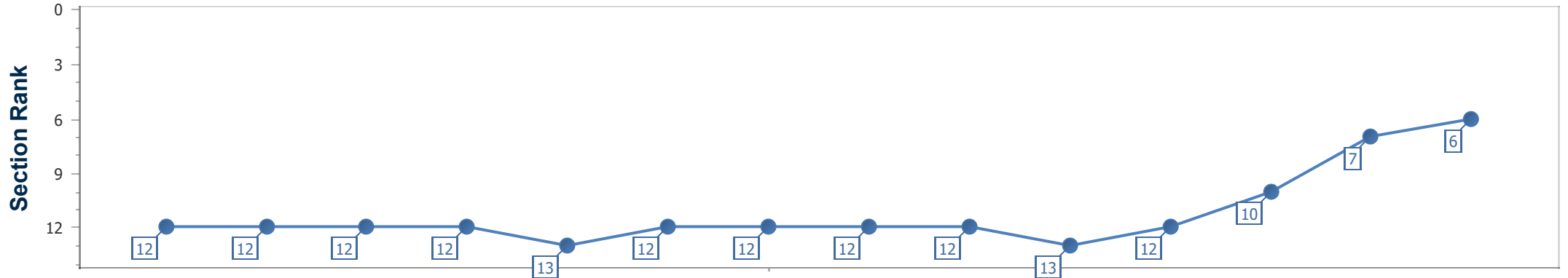
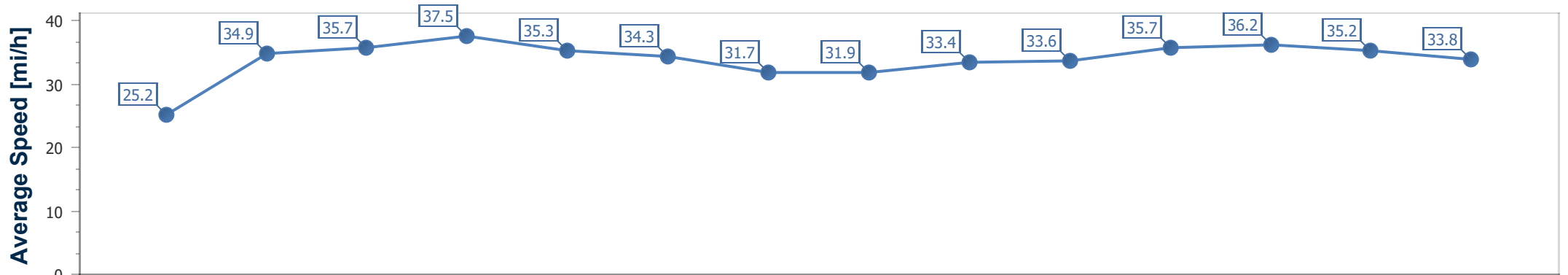
Horse Name	Harpo Marx
Finish Rank	6
Fastest Section Time (Section)	0:11.97 (4fur)
Top Speed [mi/h] (Section)	37.9 (4fur)
Race State	Finished



Royal Ascot Day
 Race 2: Queen's Vase - 1M 6F 34Y
 19 June 2019 - 15:06
 Track Rating: Firm, Weather: Overcast, Rail Position: True



Distance To Go	2fur	3fur	4fur	5fur	6fur	7fur	8fur	9fur	10fur	11fur	12fur	13fur	Finish
Section Times	0:31.39 [12] (0:13.48)	0:43.90 [12] (0:12.51)	0:55.87 [12] (0:11.97)	1:08.80 [13] (0:12.93)	1:22.06 [12] (0:13.26)	1:36.50 [12] (0:14.44)	1:50.75 [12] (0:14.25)	2:04.23 [12] (0:13.48)	2:17.46 [13] (0:13.23)	2:30.18 [12] (0:12.72)	2:42.66 [10] (0:12.48)	2:55.59 [7] (0:12.93)	3:08.84 [6] (0:13.25)
Average Speed [mi/h]	34.9	35.7	37.5	35.3	34.3	31.7	31.9	33.4	33.6	35.7	36.2	35.2	33.8
Top Speed [mi/h]	35.8	36.6	37.9	37.6	34.9	32.8	32.3	33.8	34.8	36.3	36.8	36.3	34.3



- [] Ranking at each section and finish
- .-.- No data available at this section
- NA No data available



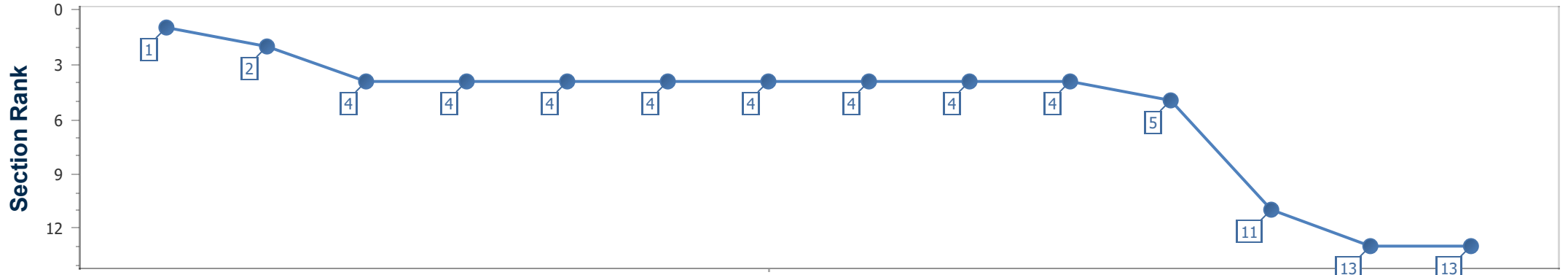
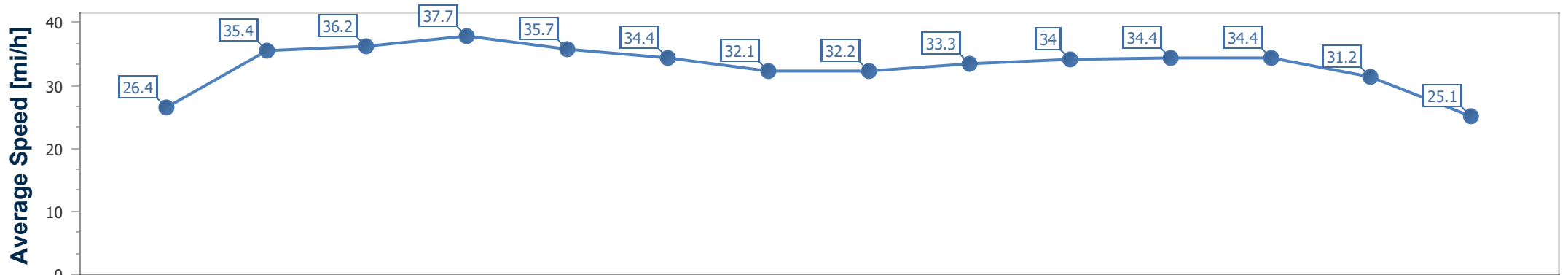
Horse Name	Jalmoud
Finish Rank	13
Fastest Section Time (Section)	0:12.04 (4fur)
Top Speed [mi/h] (Section)	38.2 (4fur)
Race State	Finished



Royal Ascot Day
 Race 2: Queen's Vase - 1M 6F 34Y
 19 June 2019 - 15:06
 Track Rating: Firm, Weather: Overcast, Rail Position: True



Distance To Go	2fur	3fur	4fur	5fur	6fur	7fur	8fur	9fur	10fur	11fur	12fur	13fur	Finish
Section Times	0:30.52 [2] (0:13.52)	0:42.78 [4] (0:12.26)	0:54.82 [4] (0:12.04)	1:07.46 [4] (0:12.64)	1:20.78 [4] (0:13.32)	1:35.34 [4] (0:14.56)	1:49.47 [4] (0:14.13)	2:03.02 [4] (0:13.55)	2:16.10 [4] (0:13.08)	2:29.58 [5] (0:13.48)	2:42.72 [11] (0:13.14)	2:57.69 [13] (0:14.97)	3:16.08 [13] (0:18.39)
Average Speed [mi/h]	35.4	36.2	37.7	35.7	34.4	32.1	32.2	33.3	34.0	34.4	34.4	31.2	25.1
Top Speed [mi/h]	36.8	37.6	38.2	36.8	35.5	33.2	33.3	33.5	35.5	35.5	35.4	33.9	27.0



- [] Ranking at each section and finish
- .-.- No data available at this section
- NA No data available



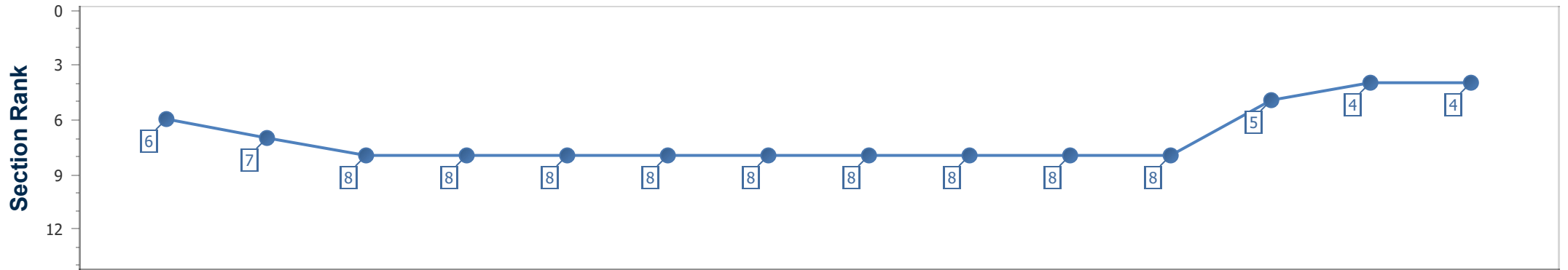

Horse Name	Moonlight Spirit
Finish Rank	4
Fastest Section Time (Section)	0:11.99 (4fur)
Top Speed [mi/h] (Section)	38.1 (4fur)
Race State	Finished



Royal Ascot Day
 Race 2: Queen's Vase - 1M 6F 34Y
 19 June 2019 - 15:06
 Track Rating: Firm, Weather: Overcast, Rail Position: True



Distance To Go	2fur	3fur	4fur	5fur	6fur	7fur	8fur	9fur	10fur	11fur	12fur	13fur	Finish
Section Times	0:30.79 [7] (0:13.50)	0:43.29 [8] (0:12.50)	0:55.28 [8] (0:11.99)	1:08.13 [8] (0:12.85)	1:21.40 [8] (0:13.27)	1:35.95 [8] (0:14.55)	1:50.06 [8] (0:14.11)	2:03.56 [8] (0:13.50)	2:16.62 [8] (0:13.06)	2:29.82 [8] (0:13.20)	2:42.38 [5] (0:12.56)	2:55.27 [4] (0:12.89)	3:08.52 [4] (0:13.25)
Average Speed [mi/h]	35.5	35.6	37.7	35.3	34.6	32.0	32.0	33.6	34.0	35.2	35.5	35.3	33.9
Top Speed [mi/h]	37.2	37.0	38.1	37.3	35.4	32.7	33.6	34.5	35.3	36.0	36.6	36.3	34.4



- [] Ranking at each section and finish
- .-.- No data available at this section
- NA No data available



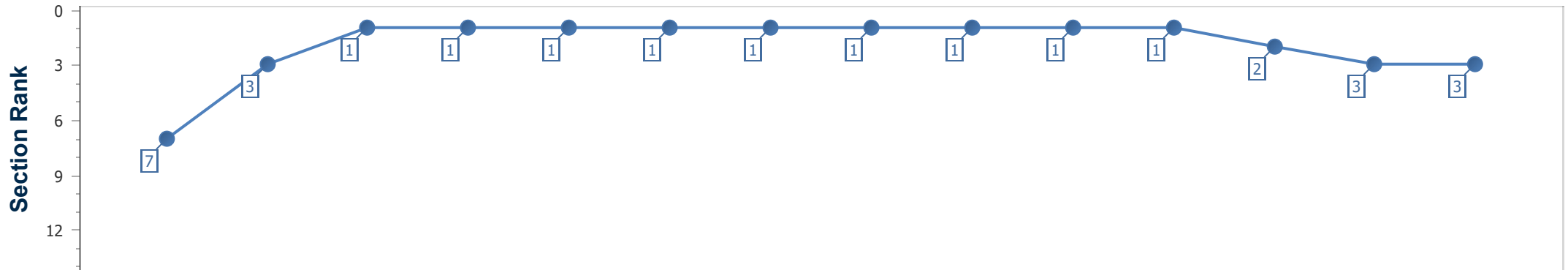
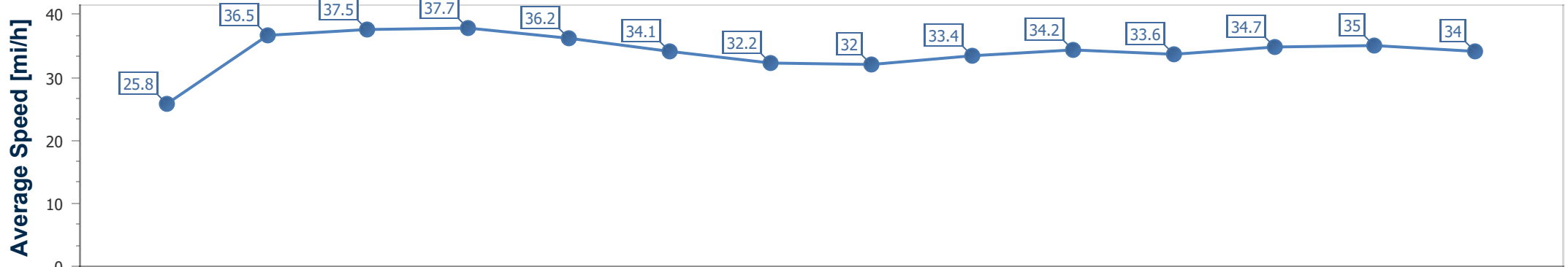
Horse Name	Nayef Road
Finish Rank	3
Fastest Section Time (Section)	0:11.90 (3fur)
Top Speed [mi/h] (Section)	38.4 (4fur)
Race State	Finished



Royal Ascot Day
 Race 2: Queen's Vase - 1M 6F 34Y
 19 June 2019 - 15:06
 Track Rating: Firm, Weather: Overcast, Rail Position: True



Distance To Go	2fur	3fur	4fur	5fur	6fur	7fur	8fur	9fur	10fur	11fur	12fur	13fur	Finish
Section Times	0:30.54 [3] (0:13.23)	0:42.44 [1] (0:11.90)	0:54.46 [1] (0:12.02)	1:06.99 [1] (0:12.53)	1:20.35 [1] (0:13.36)	1:34.76 [1] (0:14.41)	1:48.90 [1] (0:14.14)	2:02.40 [1] (0:13.50)	2:15.44 [1] (0:13.04)	2:29.14 [1] (0:13.70)	2:41.94 [2] (0:12.80)	2:54.89 [3] (0:12.95)	3:08.10 [3] (0:13.21)
Average Speed [mi/h]	36.5	37.5	37.7	36.2	34.1	32.2	32.0	33.4	34.2	33.6	34.7	35.0	34.0
Top Speed [mi/h]	38.0	38.3	38.4	36.7	35.3	32.7	33.5	33.9	35.3	35.2	35.7	35.2	34.5



- [] Ranking at each section and finish
- .-.- No data available at this section
- NA No data available



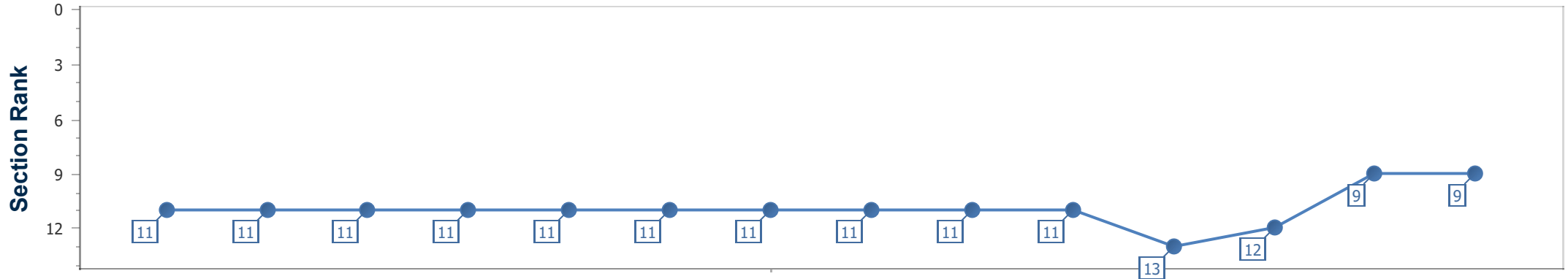
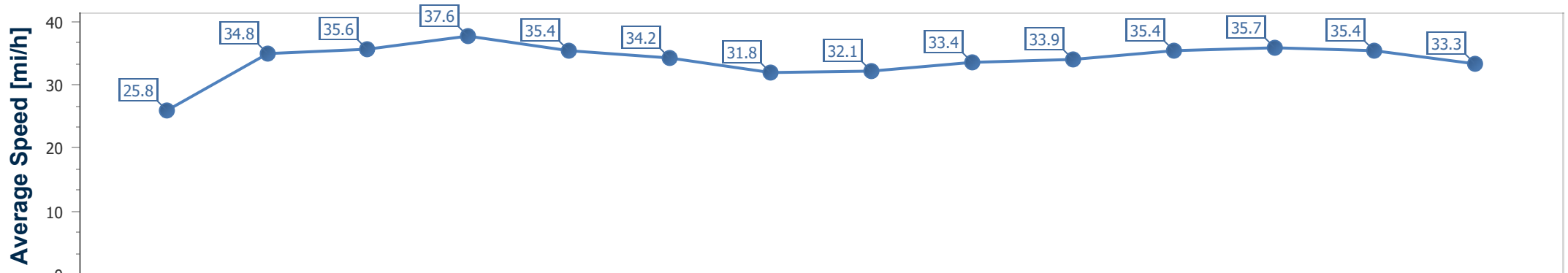
Horse Name	Norway
Finish Rank	9
Fastest Section Time (Section)	0:11.95 (4fur)
Top Speed [mi/h] (Section)	38.0 (4fur)
Race State	Finished



Royal Ascot Day
 Race 2: Queen's Vase - 1M 6F 34Y
 19 June 2019 - 15:06
 Track Rating: Firm, Weather: Overcast, Rail Position: True



Distance To Go	2fur	3fur	4fur	5fur	6fur	7fur	8fur	9fur	10fur	11fur	12fur	13fur	Finish
Section Times	0:31.12 [11] (0:13.50)	0:43.63 [11] (0:12.51)	0:55.58 [11] (0:11.95)	1:08.51 [11] (0:12.93)	1:21.88 [11] (0:13.37)	1:36.40 [11] (0:14.52)	1:50.49 [11] (0:14.09)	2:04.09 [11] (0:13.60)	2:17.12 [11] (0:13.03)	2:30.27 [13] (0:13.15)	2:42.87 [12] (0:12.60)	2:55.75 [9] (0:12.88)	3:09.22 [9] (0:13.47)
Average Speed [mi/h]	34.8	35.6	37.6	35.4	34.2	31.8	32.1	33.4	33.9	35.4	35.7	35.4	33.3
Top Speed [mi/h]	35.4	36.5	38.0	37.6	35.1	32.4	33.2	34.0	35.3	35.9	36.9	36.7	34.2



- [] Ranking at each section and finish
- .-.- No data available at this section
- NA No data available



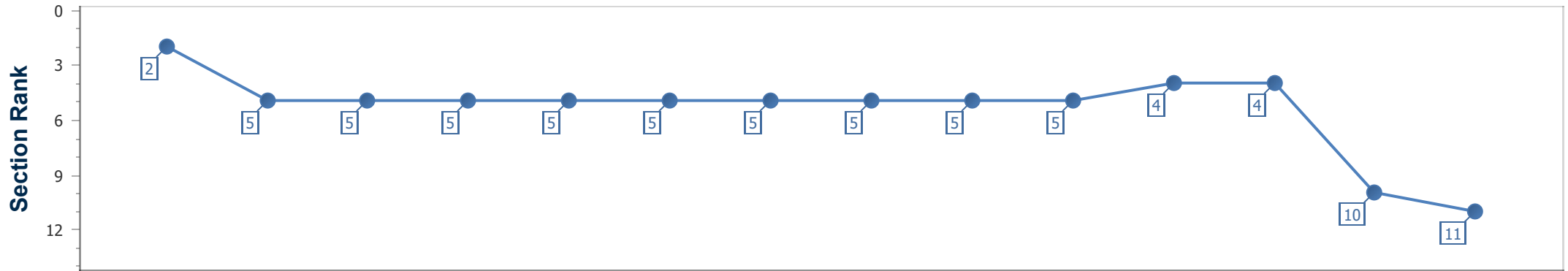
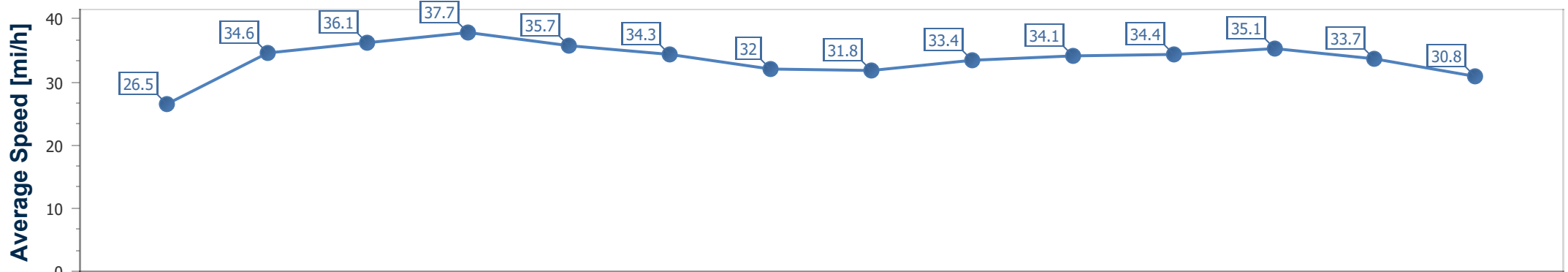
Horse Name	Python
Finish Rank	11
Fastest Section Time (Section)	0:12.05 (4fur)
Top Speed [mi/h] (Section)	37.9 (4fur)
Race State	Finished



Royal Ascot Day
 Race 2: Queen's Vase - 1M 6F 34Y
 19 June 2019 - 15:06
 Track Rating: Firm, Weather: Overcast, Rail Position: True



Distance To Go	2fur	3fur	4fur	5fur	6fur	7fur	8fur	9fur	10fur	11fur	12fur	13fur	Finish
Section Times	0:30.61 [5] (0:13.49)	0:42.87 [5] (0:12.26)	0:54.92 [5] (0:12.05)	1:07.55 [5] (0:12.63)	1:20.92 [5] (0:13.37)	1:35.41 [5] (0:14.49)	1:49.61 [5] (0:14.20)	2:03.13 [5] (0:13.52)	2:16.16 [5] (0:13.03)	2:29.47 [4] (0:13.31)	2:42.30 [4] (0:12.83)	2:55.86 [10] (0:13.56)	3:10.60 [11] (0:14.74)
Average Speed [mi/h]	34.6	36.1	37.7	35.7	34.3	32.0	31.8	33.4	34.1	34.4	35.1	33.7	30.8
Top Speed [mi/h]	36.1	37.9	37.9	36.6	35.5	32.7	33.2	33.7	35.5	35.6	35.8	34.8	32.1



- [] Ranking at each section and finish
- .-.- No data available at this section
- NA No data available




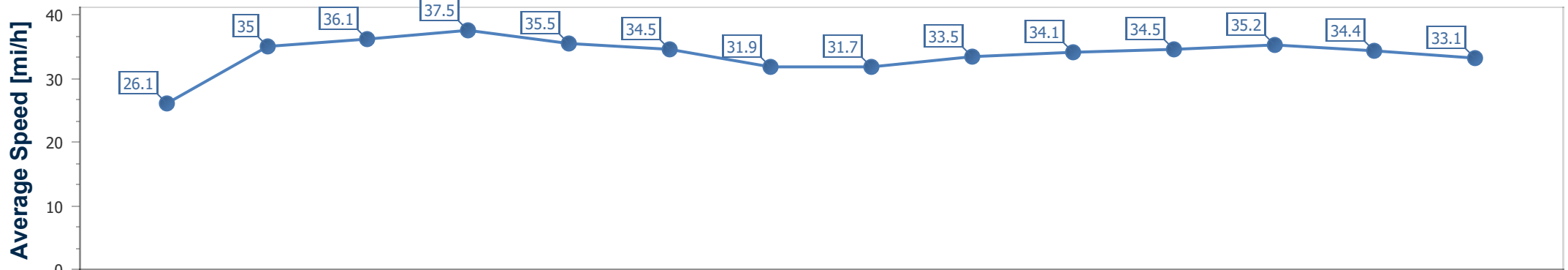
Horse Name	Themaxwecan
Finish Rank	8
Fastest Section Time (Section)	0:12.03 (4fur)
Top Speed [mi/h] (Section)	38.1 (4fur)
Race State	Finished



Royal Ascot Day
 Race 2: Queen's Vase - 1M 6F 34Y
 19 June 2019 - 15:06
 Track Rating: Firm, Weather: Overcast, Rail Position: True



Distance To Go	2fur	3fur	4fur	5fur	6fur	7fur	8fur	9fur	10fur	11fur	12fur	13fur	Finish
Section Times	0:30.74 [6] (0:13.33)	0:43.10 [6] (0:12.36)	0:55.13 [6] (0:12.03)	1:07.84 [6] (0:12.71)	1:21.17 [7] (0:13.33)	1:35.60 [7] (0:14.43)	1:49.89 [7] (0:14.29)	2:03.40 [7] (0:13.51)	2:16.42 [7] (0:13.02)	2:29.72 [6] (0:13.30)	2:42.40 [6] (0:12.68)	2:55.61 [8] (0:13.21)	3:09.20 [8] (0:13.59)
Average Speed [mi/h]	35.0	36.1	37.5	35.5	34.5	31.9	31.7	33.5	34.1	34.5	35.2	34.4	33.1
Top Speed [mi/h]	36.1	37.0	38.1	36.9	35.7	32.6	33.2	33.8	35.4	35.8	36.2	35.3	33.7



- [] Ranking at each section and finish
- .-.- No data available at this section
- NA No data available



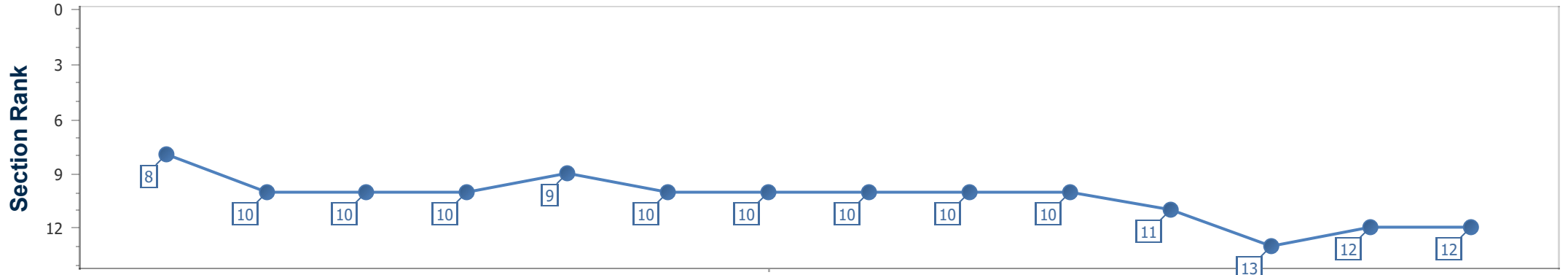
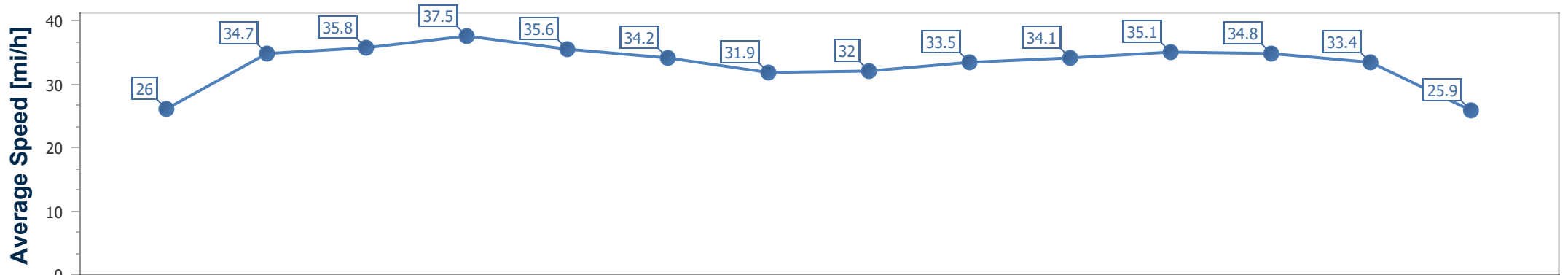
Horse Name	Western Australia
Finish Rank	12
Fastest Section Time (Section)	0:11.97 (4fur)
Top Speed [mi/h] (Section)	37.9 (4fur)
Race State	Finished



Royal Ascot Day
 Race 2: Queen's Vase - 1M 6F 34Y
 19 June 2019 - 15:06
 Track Rating: Firm, Weather: Overcast, Rail Position: True



Distance To Go	2fur	3fur	4fur	5fur	6fur	7fur	8fur	9fur	10fur	11fur	12fur	13fur	Finish
Section Times	0:31.09 [10] (0:13.69)	0:43.55 [10] (0:12.46)	0:55.52 [10] (0:11.97)	1:08.33 [9] (0:12.81)	1:21.69 [10] (0:13.36)	1:36.28 [10] (0:14.59)	1:50.46 [10] (0:14.18)	2:03.89 [10] (0:13.43)	2:16.96 [10] (0:13.07)	2:30.11 [11] (0:13.15)	2:43.04 [13] (0:12.93)	2:56.88 [12] (0:13.84)	3:14.65 [12] (0:17.77)
Average Speed [mi/h]	34.7	35.8	37.5	35.6	34.2	31.9	32.0	33.5	34.1	35.1	34.8	33.4	25.9
Top Speed [mi/h]	36.4	36.5	37.9	37.6	35.3	32.5	33.0	33.8	35.3	35.5	35.6	35.6	30.9



- [] Ranking at each section and finish
- .-.- No data available at this section
- NA No data available



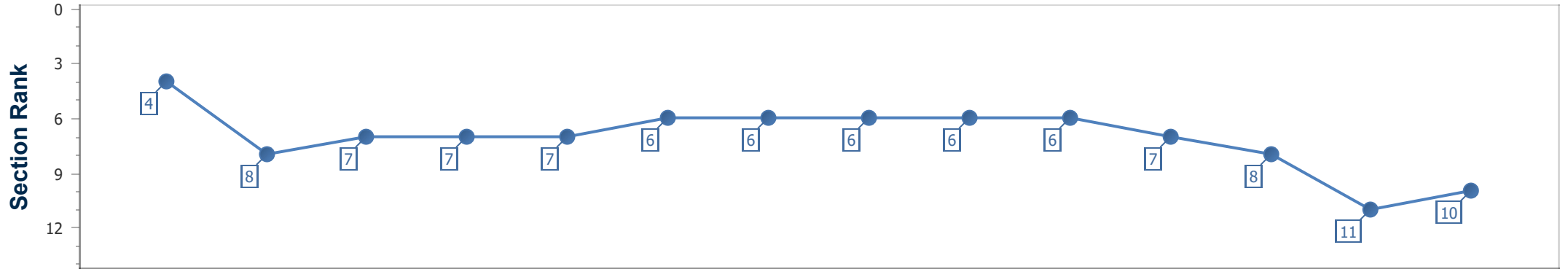
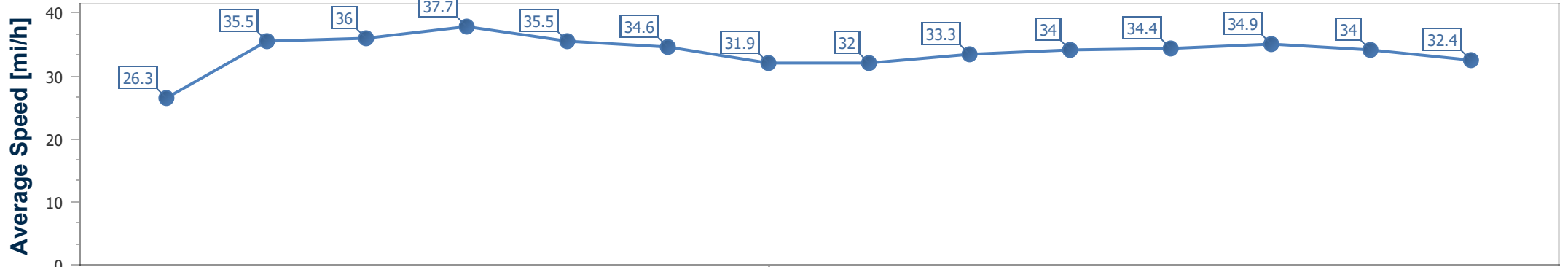
Horse Name	Nate The Great
Finish Rank	10
Fastest Section Time (Section)	0:12.01 (4fur)
Top Speed [mi/h] (Section)	38.1 (4fur)
Race State	Finished



Royal Ascot Day
 Race 2: Queen's Vase - 1M 6F 34Y
 19 June 2019 - 15:06
 Track Rating: Firm, Weather: Overcast, Rail Position: True



Distance To Go	2fur	3fur	4fur	5fur	6fur	7fur	8fur	9fur	10fur	11fur	12fur	13fur	Finish
Section Times	0:30.85 [8] (0:13.72)	0:43.14 [7] (0:12.29)	0:55.15 [7] (0:12.01)	1:07.86 [7] (0:12.71)	1:21.09 [6] (0:13.23)	1:35.54 [6] (0:14.45)	1:49.63 [6] (0:14.09)	2:03.22 [6] (0:13.59)	2:16.31 [6] (0:13.09)	2:29.76 [7] (0:13.45)	2:42.52 [8] (0:12.76)	2:55.97 [11] (0:13.45)	3:09.82 [10] (0:13.85)
Average Speed [mi/h]	35.5	36.0	37.7	35.5	34.6	31.9	32.0	33.3	34.0	34.4	34.9	34.0	32.4
Top Speed [mi/h]	36.5	37.2	38.1	37.2	35.5	32.9	33.7	33.8	35.3	35.5	36.0	35.7	32.8



- [] Ranking at each section and finish
- .-.- No data available at this section
- NA No data available