

Track Rating: Good, Weather: Overcast, Rail Position: True

Distance To Go				1fur	2fur	3fur	4fur	5fur	6fur	7fur			
Field Times				0:15.06 (0:15.06)	0:26.79 (0:11.72)	0:38.41 (0:11.61)	0:50.04 (0:11.63)	1:01.54 (0:11.49)	1:13.14 (0:11.59)	1:25.20 (0:12.06)			
Rank	TAB Horse	Barrier	Top Speed [mi/h]	Fastest Section								Last 3fur	Distance Travelled [m]
1	7 LORD GLITTERS D Tudhope	7	40.8	0:11.10	0:15.96 [15] (0:15.96)	0:27.77 [15] (0:11.81)	0:39.43 [13] (0:11.66)	0:51.01 [13] (0:11.58)	1:02.36 [13] (0:11.35)	1:13.46 [8] (0:11.10)	1:25.20 [1] (0:11.74)	0:35.02	1612.9
2	3 BEAT THE BANK S De Sousa	3	40.4	0:11.28	0:15.62 [9] (0:15.62)	0:27.30 [8] (0:11.68)	0:39.12 [8] (0:11.82)	0:50.74 [8] (0:11.62)	1:02.06 [7] (0:11.32)	1:13.34 [6] (0:11.28)	1:25.26 [2] (0:11.92)	0:35.47	1608.9
3	16 ONE MASTER P C Boudot	16	40.8	0:11.10	0:15.79 [14] (0:15.79)	0:27.57 [12] (0:11.78)	0:39.47 [14] (0:11.90)	0:51.02 [14] (0:11.55)	1:02.47 [14] (0:11.45)	1:13.57 [10] (0:11.10)	1:25.27 [3] (0:11.70)	0:35.20	1610.0
4	12 ROMANISED W J Lee	12	40.1	0:11.32	0:15.65 [11] (0:15.65)	0:27.47 [11] (0:11.82)	0:39.16 [9] (0:11.69)	0:50.75 [9] (0:11.59)	1:02.25 [9] (0:11.50)	1:13.57 [11] (0:11.32)	1:25.52 [10] (0:11.95)	0:35.45	1610.3
5	6 LE BRIVIDO R L Moore	6	40.4	0:11.23	0:15.76 [13] (0:15.76)	0:27.65 [14] (0:11.89)	0:39.48 [15] (0:11.83)	0:51.17 [15] (0:11.69)	1:02.58 [15] (0:11.41)	1:13.81 [15] (0:11.23)	1:25.50 [8] (0:11.69)	0:35.45	1610.1
6	15 LAURENS P J McDonald	15	40.6	0:11.35	0:15.12 [2] (0:15.12)	0:26.86 [2] (0:11.74)	0:38.63 [2] (0:11.77)	0:50.31 [2] (0:11.68)	1:01.80 [3] (0:11.49)	1:13.15 [2] (0:11.35)	1:25.28 [4] (0:12.13)	0:36.23	1611.8
7	9 MUSTASHRY Jim Crowley	9	40.1	0:11.31	0:15.34 [7] (0:15.34)	0:27.18 [7] (0:11.84)	0:38.94 [6] (0:11.76)	0:50.57 [6] (0:11.63)	1:02.00 [5] (0:11.43)	1:13.31 [5] (0:11.31)	1:25.38 [6] (0:12.07)	0:35.97	1608.6
8	2 BARNEY ROY James Doyle	2	40.2	0:11.29	0:15.74 [12] (0:15.74)	0:27.57 [13] (0:11.83)	0:39.28 [11] (0:11.71)	0:50.87 [12] (0:11.59)	1:02.29 [11] (0:11.42)	1:13.58 [12] (0:11.29)	1:25.63 [11] (0:12.05)	0:35.96	1611.0
9	13 SHARJA BRIDGE Andrea Atzeni	13	40.2	0:11.25	0:15.30 [4] (0:15.30)	0:27.07 [5] (0:11.77)	0:38.97 [7] (0:11.90)	0:50.57 [7] (0:11.60)	1:02.14 [8] (0:11.57)	1:13.39 [7] (0:11.25)	1:25.50 [8] (0:12.11)	0:36.38	1608.6
10	8 MATTERHORN Oisin Murphy	8	39.9	0:11.36	0:15.12 [3] (0:15.12)	0:26.92 [3] (0:11.80)	0:38.74 [3] (0:11.82)	0:50.36 [3] (0:11.62)	1:01.79 [2] (0:11.43)	1:13.15 [3] (0:11.36)	1:25.40 [7] (0:12.25)	0:36.64	1609.1

Did Not Finish: Accidental Agent (1)

Track Rating: Good, Weather: Overcast, Rail Position: True

Distance To Go				1fur	2fur	3fur	4fur	5fur	6fur	7fur			
Field Times				0:15.06 (0:15.06)	0:26.79 (0:11.72)	0:38.41 (0:11.61)	0:50.04 (0:11.63)	1:01.54 (0:11.49)	1:13.14 (0:11.59)	1:25.20 (0:12.06)			
Rank	TAB Horse	Barrier	Top Speed [mi/h]	Fastest Section								Last 3fur	Distance Travelled [m]
11	14 STORMY ANTARCTIC G Mosse	14	40.2	0:11.41	0:15.33 [6] (0:15.33)	0:27.18 [6] (0:11.85)	0:38.92 [5] (0:11.74)	0:50.41 [4] (0:11.49)	1:01.84 [4] (0:11.43)	1:13.25 [4] (0:11.41)	1:25.35 [5] (0:12.10)	0:36.81	1609.4
12	5 HAZAPOUR L Dettori	5	40.6	0:11.45	0:15.31 [5] (0:15.31)	0:27.07 [4] (0:11.76)	0:38.83 [4] (0:11.76)	0:50.49 [5] (0:11.66)	1:02.03 [6] (0:11.54)	1:13.48 [9] (0:11.45)	1:25.94 [13] (0:12.46)	0:36.89	1608.5
13	10 MYTHICAL MAGIC K McEvoy	10	40.0	0:11.50	0:15.06 [1] (0:15.06)	0:26.79 [1] (0:11.73)	0:38.41 [1] (0:11.62)	0:50.04 [1] (0:11.63)	1:01.54 [1] (0:11.50)	1:13.14 [1] (0:11.60)	1:25.71 [12] (0:12.57)	0:37.41	1609.8
14	4 DREAM CASTLE C Soumillon	4	40.2	0:11.35	0:15.62 [10] (0:15.62)	0:27.47 [10] (0:11.85)	0:39.26 [10] (0:11.79)	0:50.84 [10] (0:11.58)	1:02.26 [10] (0:11.42)	1:13.61 [13] (0:11.35)	1:26.02 [14] (0:12.41)	0:37.56	1609.4
15	11 OLMEDO C Demuro	11	39.8	0:11.45	0:15.53 [8] (0:15.53)	0:27.42 [9] (0:11.89)	0:39.30 [12] (0:11.88)	0:50.87 [11] (0:11.57)	1:02.33 [12] (0:11.46)	1:13.78 [14] (0:11.45)	1:26.43 [15] (0:12.65)	0:37.50	1609.6

Did Not Finish: Accidental Agent (1)

Track Rating: Good, Weather: Overcast, Rail Position: True

Distance To Go				Finish		Official			
Field Times				1:37.38 (1:37.38)		Finish Time			
Rank	TAB Horse	Barrier	Top Speed [mi/h]	Fastest Section				Last 3fur	Distance Travelled [m]
1	7 LORD GLITTERS D Tudhope	7	40.8 6fur	0:11.10 6fur	1:37.38 [1] (0:12.18)	1:37.40		0:35.02	1612.9
2	3 BEAT THE BANK S De Sousa	3	40.4 6fur	0:11.28 6fur	1:37.53 [2] (0:12.27)	1:37.44		0:35.47	1608.9
3	16 ONE MASTER P C Boudot	16	40.8 6fur	0:11.10 6fur	1:37.67 [3] (0:12.40)	1:37.55		0:35.20	1610.0
4	12 ROMANISED W J Lee	12	40.1 2fur	0:11.32 6fur	1:37.70 [4] (0:12.18)	1:37.67		0:35.45	1610.3
5	6 LE BRIVIDO R L Moore	6	40.4 6fur	0:11.23 6fur	1:38.03 [5] (0:12.53)	1:37.87		0:35.45	1610.1
6	15 LAURENS P J McDonald	15	40.6 2fur	0:11.35 6fur	1:38.03 [6] (0:12.75)	1:37.96		0:36.23	1611.8
7	9 MUSTASHRY Jim Crowley	9	40.1 6fur	0:11.31 6fur	1:37.97 [7] (0:12.59)	1:37.97		0:35.97	1608.6
8	2 BARNEY ROY James Doyle	2	40.2 6fur	0:11.29 6fur	1:38.25 [8] (0:12.62)	1:38.22		0:35.96	1611.0
9	13 SHARJA BRIDGE Andrea Atzeni	13	40.2 6fur	0:11.25 6fur	1:38.52 [9] (0:13.02)	1:38.36		0:36.38	1608.6
10	8 MATTERHORN Oisin Murphy	8	39.9 2fur	0:11.36 6fur	1:38.43 [10] (0:13.03)	1:38.49		0:36.64	1609.1

Did Not Finish: Accidental Agent (1)

Track Rating: Good, Weather: Overcast, Rail Position: True

Distance To Go				Finish		Official			
Field Times				1:37.38		Finish Time			
				(1:37.38)					
Rank	TAB Horse	Barrier	Top Speed [mi/h]	Fastest Section				Last 3fur	Distance Travelled [m]
11	14 STORMY ANTARCTIC	14	40.2	0:11.41	1:38.65 [11]	1:38.69		0:36.81	1609.4
	G Mosse		2fur	6fur	(0:13.30)				
12	5 HAZAPOUR	5	40.6	0:11.45	1:38.92 [12]	1:38.79		0:36.89	1608.5
	L Dettori		2fur	6fur	(0:12.98)				
13	10 MYTHICAL MAGIC	10	40.0	0:11.50	1:38.95 [13]	1:38.96		0:37.41	1609.8
	K McEvoy		2fur	5fur	(0:13.24)				
14	4 DREAM CASTLE	4	40.2	0:11.35	1:39.82 [14]	1:39.68		0:37.56	1609.4
	C Soumillon		6fur	6fur	(0:13.80)				
15	11 OLMEDO	11	39.8	0:11.45	1:39.83 [15]	1:39.72		0:37.50	1609.6
	C Demuro		6fur	6fur	(0:13.40)				

Did Not Finish: Accidental Agent (1)



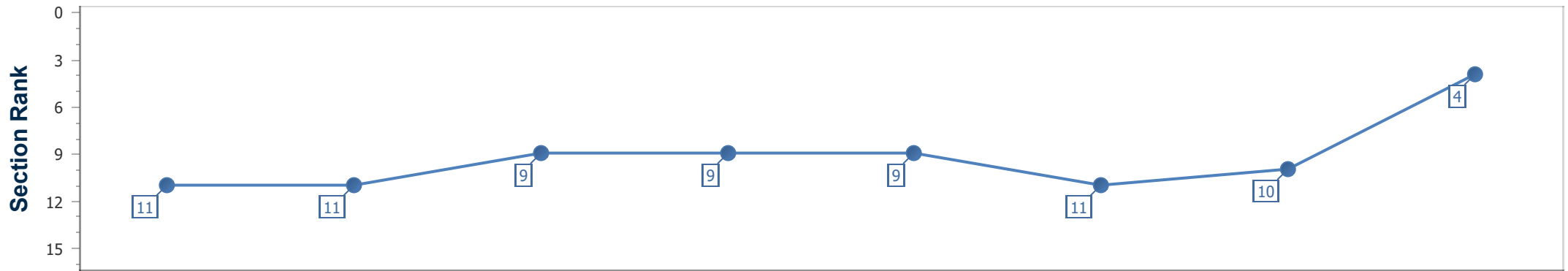

Horse Name	Romanised
Finish Rank	4
Fastest Section Time (Section)	0:11.32 (6fur)
Top Speed [mi/h] (Section)	40.1 (2fur)
Race State	Finished



Royal Ascot Day
 Race 1: Queen Anne Stakes - 1M
 18 June 2019 - 15:31
 Track Rating: Firm, Weather: Overcast, Rail Position: True



Distance To Go	1fur	2fur	3fur	4fur	5fur	6fur	7fur	Finish				
Section Times	0:15.65 [11] (0:15.65)	0:27.47 [11] (0:11.82)	0:39.16 [9] (0:11.69)	0:50.75 [9] (0:11.59)	1:02.25 [9] (0:11.50)	1:13.57 [11] (0:11.32)	1:25.52 [10] (0:11.95)	1:37.70 [4] (0:12.18)				
Average Speed [mi/h]	19.3	39.6	39.1	38.9	39.0	39.8	38.5	37.2				
Top Speed [mi/h]	38.1	40.1	39.3	39.0	39.3	40.0	39.9	37.5				



- [] Ranking at each section and finish
- .-.- No data available at this section
- NA No data available



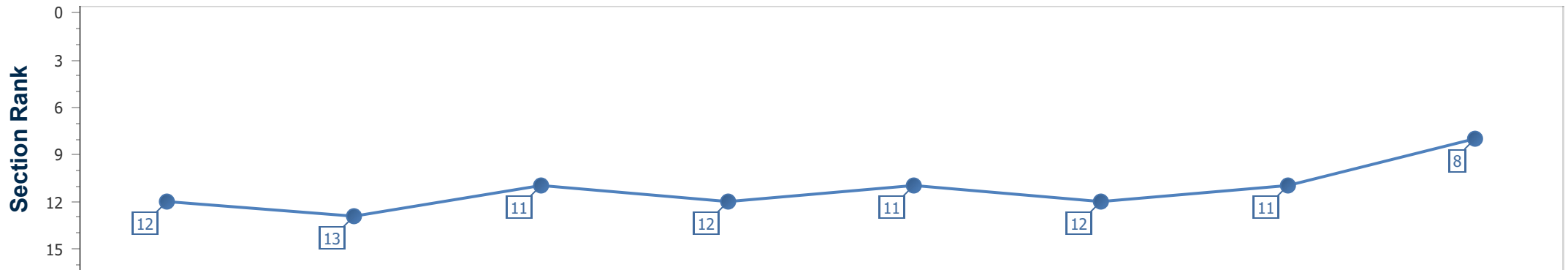
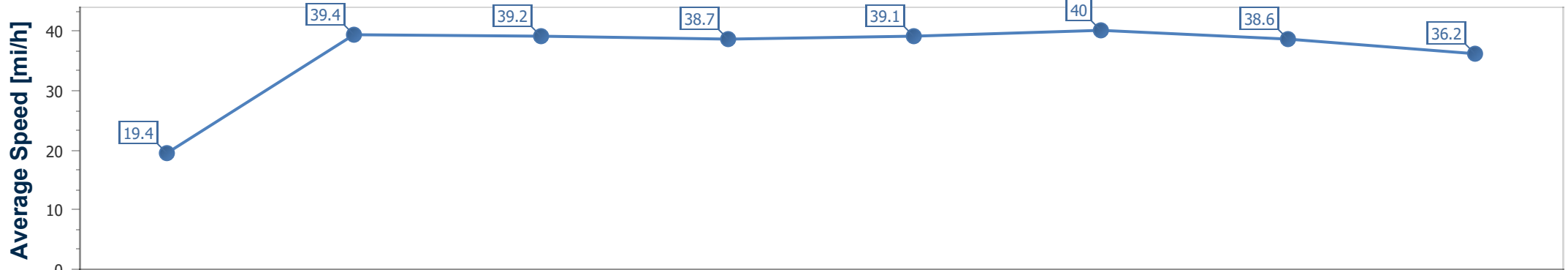
Horse Name	Barney Roy
Finish Rank	8
Fastest Section Time (Section)	0:11.29 (6fur)
Top Speed [mi/h] (Section)	40.2 (6fur)
Race State	Finished



Royal Ascot Day
 Race 1: Queen Anne Stakes - 1M
 18 June 2019 - 15:31
 Track Rating: Firm, Weather: Overcast, Rail Position: True



Distance To Go	1fur	2fur	3fur	4fur	5fur	6fur	7fur	Finish					
Section Times	0:15.74 [12] (0:15.74)	0:27.57 [13] (0:11.83)	0:39.28 [11] (0:11.71)	0:50.87 [12] (0:11.59)	1:02.29 [11] (0:11.42)	1:13.58 [12] (0:11.29)	1:25.63 [11] (0:12.05)	1:38.25 [8] (0:12.62)					
Average Speed [mi/h]	19.4	39.4	39.2	38.7	39.1	40.0	38.6	36.2					
Top Speed [mi/h]	38.6	39.6	39.5	39.0	39.5	40.2	40.0	37.2					



- [] Ranking at each section and finish
- .-.- No data available at this section
- NA No data available




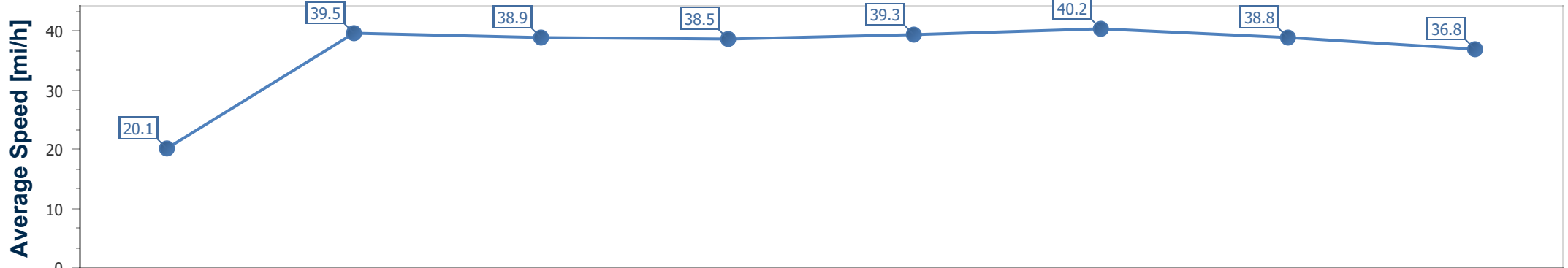
Horse Name	Beat The Bank
Finish Rank	2
Fastest Section Time (Section)	0:11.28 (6fur)
Top Speed [mi/h] (Section)	40.4 (6fur)
Race State	Finished



Royal Ascot Day
 Race 1: Queen Anne Stakes - 1M
 18 June 2019 - 15:31
 Track Rating: Firm, Weather: Overcast, Rail Position: True



Distance To Go	1fur	2fur	3fur	4fur	5fur	6fur	7fur	Finish				
Section Times	0:15.62 [9] (0:15.62)	0:27.30 [8] (0:11.68)	0:39.12 [8] (0:11.82)	0:50.74 [8] (0:11.62)	1:02.06 [7] (0:11.32)	1:13.34 [6] (0:11.28)	1:25.26 [2] (0:11.92)	1:37.53 [2] (0:12.27)				
Average Speed [mi/h]	20.1	39.5	38.9	38.5	39.3	40.2	38.8	36.8				
Top Speed [mi/h]	37.7	40.1	39.9	38.8	39.8	40.4	40.0	37.7				



- [] Ranking at each section and finish
- .-.- No data available at this section
- NA No data available



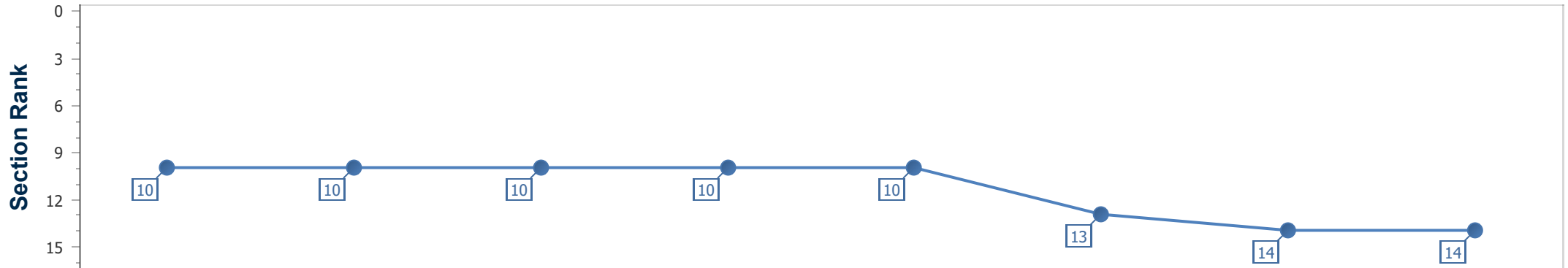
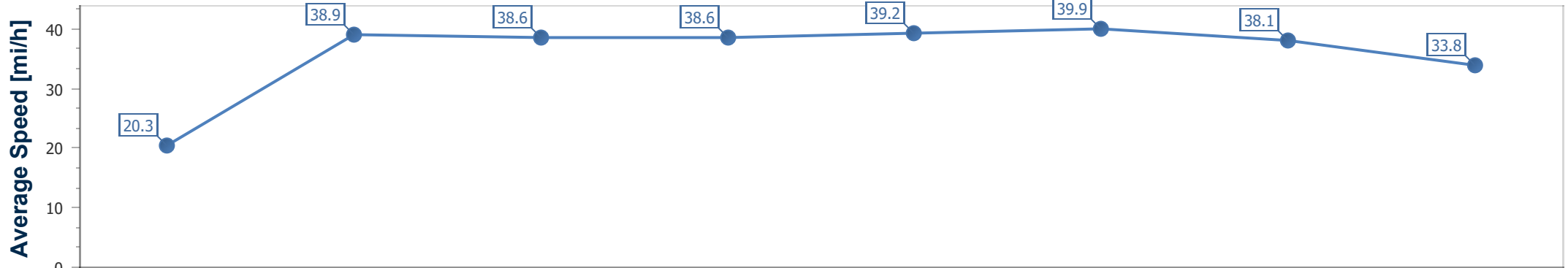
Horse Name	Dream Castle
Finish Rank	14
Fastest Section Time (Section)	0:11.35 (6fur)
Top Speed [mi/h] (Section)	40.2 (6fur)
Race State	Finished



Royal Ascot Day
 Race 1: Queen Anne Stakes - 1M
 18 June 2019 - 15:31
 Track Rating: Firm, Weather: Overcast, Rail Position: True



Distance To Go	1fur	2fur	3fur	4fur	5fur	6fur	7fur	Finish					
Section Times	0:15.62 [10] (0:15.62)	0:27.47 [10] (0:11.85)	0:39.26 [10] (0:11.79)	0:50.84 [10] (0:11.58)	1:02.26 [10] (0:11.42)	1:13.61 [13] (0:11.35)	1:26.02 [14] (0:12.41)	1:39.82 [14] (0:13.80)					
Average Speed [mi/h]	20.3	38.9	38.6	38.6	39.2	39.9	38.1	33.8					
Top Speed [mi/h]	37.4	39.4	39.2	39.0	39.4	40.2	39.8	36.0					



- [] Ranking at each section and finish
- .-.- No data available at this section
- NA No data available




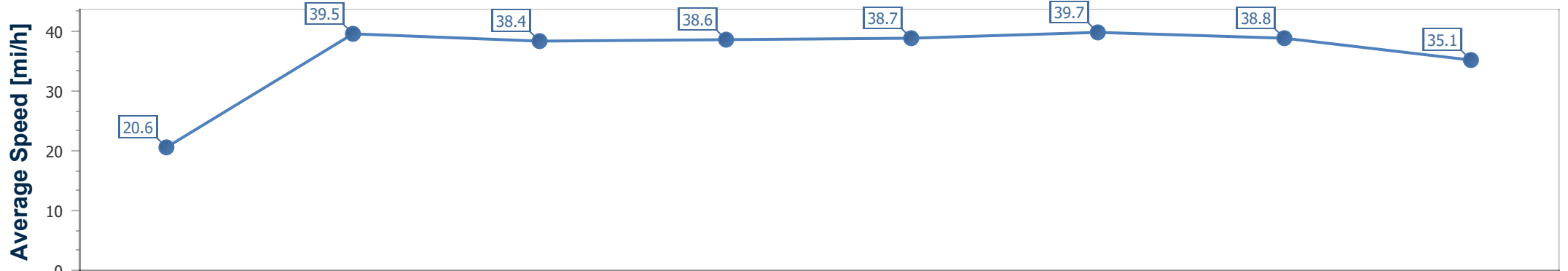
Horse Name	Sharja Bridge
Finish Rank	9
Fastest Section Time (Section)	0:11.25 (6fur)
Top Speed [mi/h] (Section)	40.2 (6fur)
Race State	Finished



Royal Ascot Day
 Race 1: Queen Anne Stakes - 1M
 18 June 2019 - 15:31
 Track Rating: Firm, Weather: Overcast, Rail Position: True



Distance To Go	1fur	2fur	3fur	4fur	5fur	6fur	7fur	Finish					
Section Times	0:15.30 [4] (0:15.30)	0:27.07 [5] (0:11.77)	0:38.97 [7] (0:11.90)	0:50.57 [7] (0:11.60)	1:02.14 [8] (0:11.57)	1:13.39 [7] (0:11.25)	1:25.50 [8] (0:12.11)	1:38.52 [10] (0:13.02)					
Average Speed [mi/h]	20.6	39.5	38.4	38.6	38.7	39.7	38.8	35.1					
Top Speed [mi/h]	38.5	39.8	39.5	39.0	39.0	40.2	40.2	37.0					



- [] Ranking at each section and finish
- .-.- No data available at this section
- NA No data available



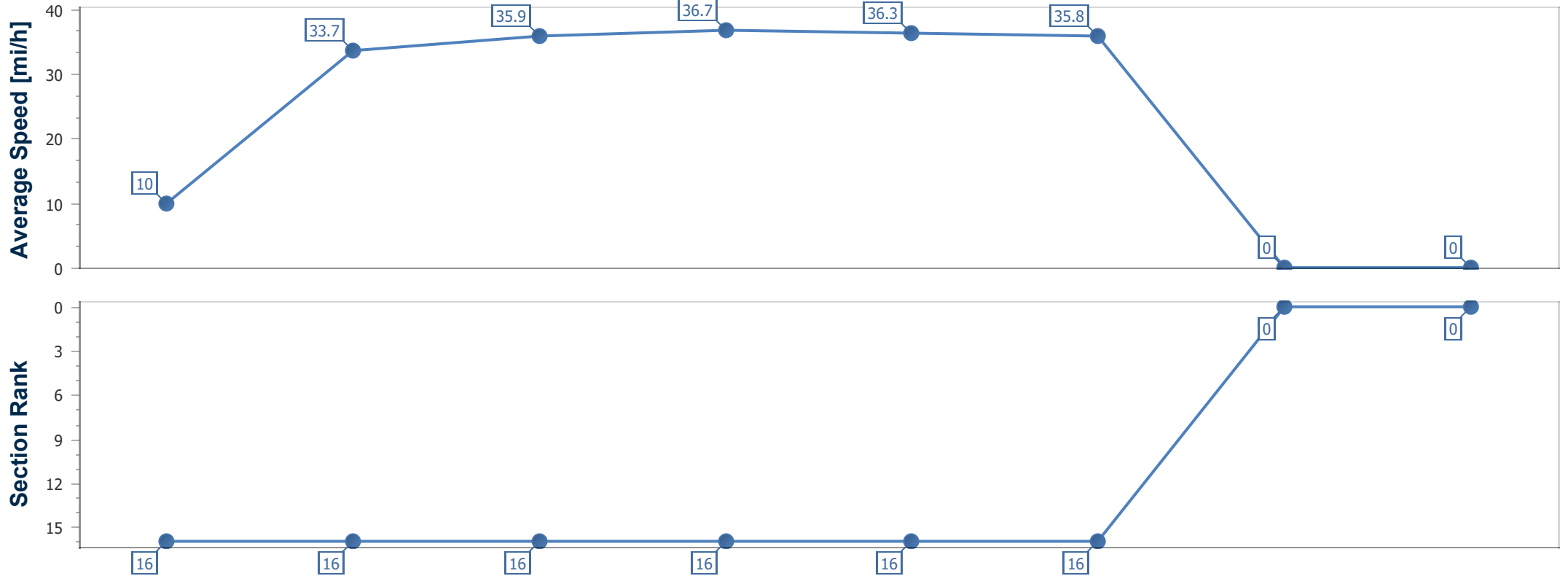
Horse Name	Accidental Agent
Finish Rank	2147483647
Fastest Section Time (Section)	0:12.34 (4fur)
Top Speed [mi/h] (Section)	36.8 (4fur)
Race State	DidNotFinish



Royal Ascot Day
 Race 1: Queen Anne Stakes - 1M
 18 June 2019 - 15:31
 Track Rating: Firm, Weather: Overcast, Rail Position: True



Distance To Go	1fur	2fur	3fur	4fur	5fur	6fur	7fur	Finish					
Section Times	0:32.74 [16] (0:32.74)	0:45.84 [16] (0:13.10)	0:58.22 [16] (0:12.38)	1:10.56 [16] (0:12.34)	1:23.03 [16] (0:12.47)	1:35.72 [16] (0:12.69)	-:--:--	-:--:--					
Average Speed [mi/h]	10.0	33.7	35.9	36.7	36.3	35.8	0.0	0.0					
Top Speed [mi/h]	31.3	35.1	36.6	36.8	36.6	36.0	--:--	--:--					



- [] Ranking at each section and finish
- :--:-- No data available at this section
- NA No data available



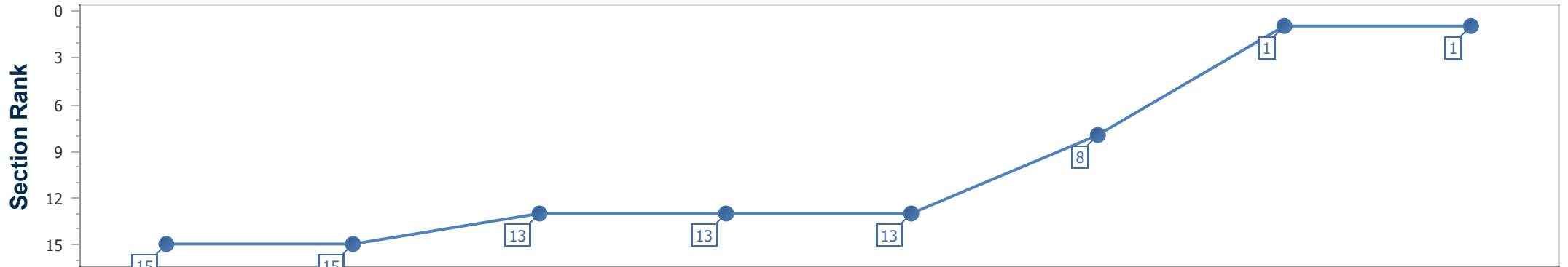
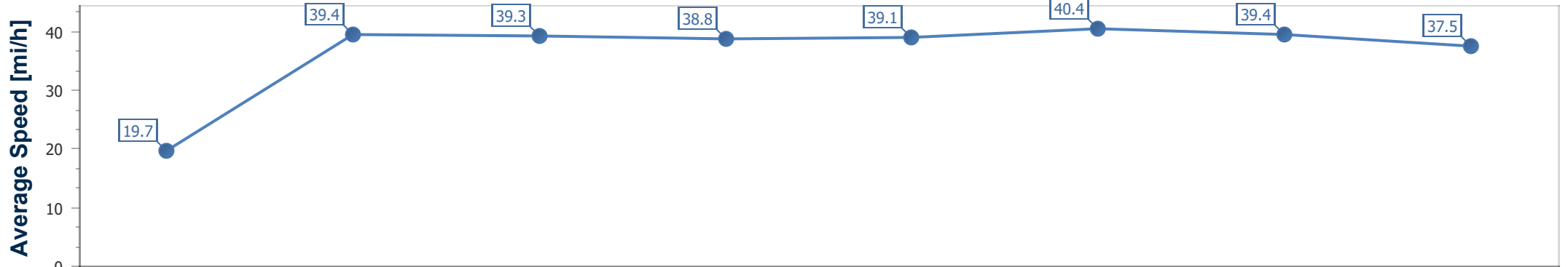
Horse Name	Lord Glitters
Finish Rank	1
Fastest Section Time (Section)	0:11.10 (6fur)
Top Speed [mi/h] (Section)	40.8 (6fur)
Race State	Finished



Royal Ascot Day
 Race 1: Queen Anne Stakes - 1M
 18 June 2019 - 15:31
 Track Rating: Firm, Weather: Overcast, Rail Position: True



Distance To Go	1fur	2fur	3fur	4fur	5fur	6fur	7fur	Finish					
Section Times	0:15.96 [15] (0:15.96)	0:27.77 [15] (0:11.81)	0:39.43 [13] (0:11.66)	0:51.01 [13] (0:11.58)	1:02.36 [13] (0:11.35)	1:13.46 [8] (0:11.10)	1:25.20 [1] (0:11.74)	1:37.38 [1] (0:12.18)					
Average Speed [mi/h]	19.7	39.4	39.3	38.8	39.1	40.4	39.4	37.5					
Top Speed [mi/h]	37.9	39.7	39.6	38.9	39.6	40.8	40.7	38.2					



- [] Ranking at each section and finish
- .-.- No data available at this section
- NA No data available



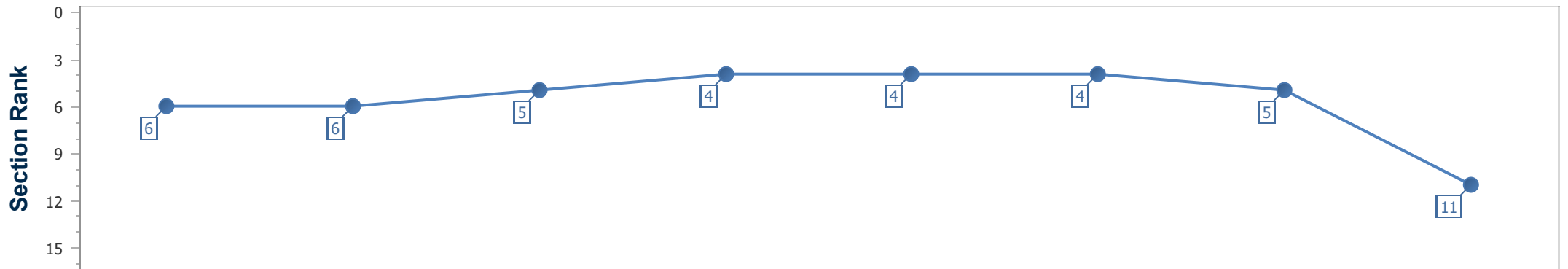
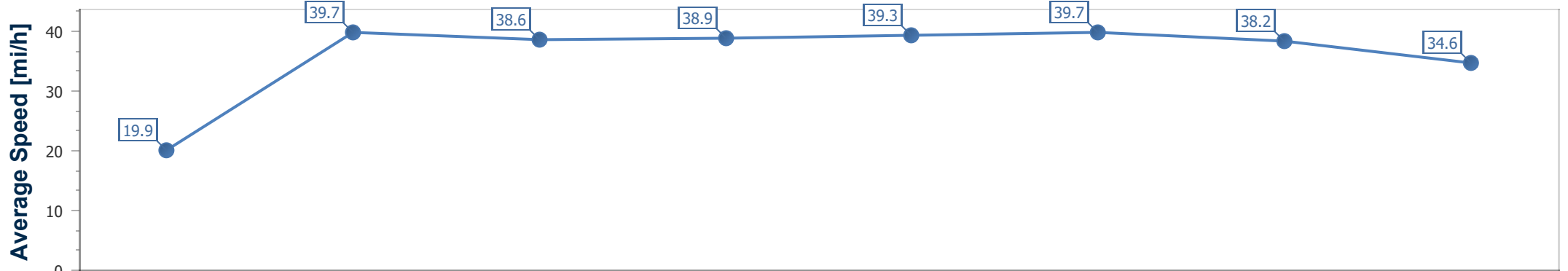
Horse Name	Stormy Antarctic
Finish Rank	11
Fastest Section Time (Section)	0:11.41 (6fur)
Top Speed [mi/h] (Section)	40.2 (2fur)
Race State	Finished



Royal Ascot Day
 Race 1: Queen Anne Stakes - 1M
 18 June 2019 - 15:31
 Track Rating: Firm, Weather: Overcast, Rail Position: True



Distance To Go	1fur	2fur	3fur	4fur	5fur	6fur	7fur	Finish				
Section Times	0:15.33 [6] (0:15.33)	0:27.18 [6] (0:11.85)	0:38.92 [5] (0:11.74)	0:50.41 [4] (0:11.49)	1:01.84 [4] (0:11.43)	1:13.25 [4] (0:11.41)	1:25.35 [5] (0:12.10)	1:38.65 [11] (0:13.30)				
Average Speed [mi/h]	19.9	39.7	38.6	38.9	39.3	39.7	38.2	34.6				
Top Speed [mi/h]	38.2	40.2	39.2	39.4	39.5	39.8	39.4	37.0				



- [] Ranking at each section and finish
- .-.- No data available at this section
- NA No data available




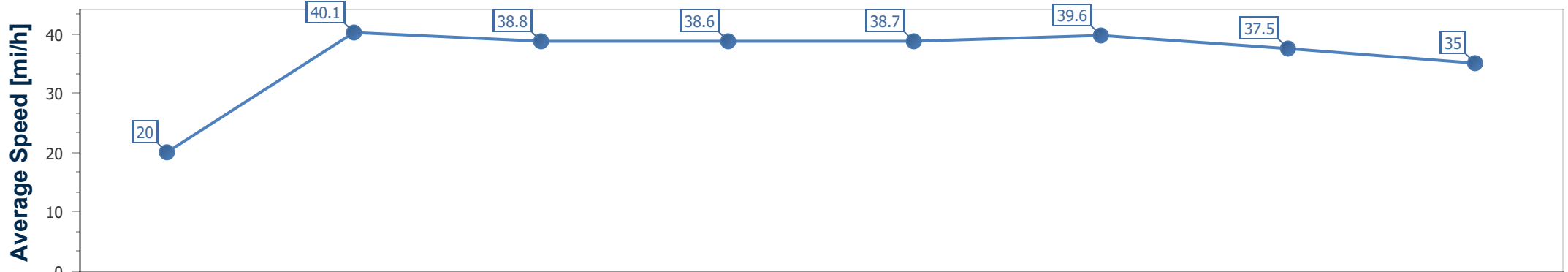
Horse Name	Hazapour
Finish Rank	12
Fastest Section Time (Section)	0:11.45 (6fur)
Top Speed [mi/h] (Section)	40.6 (2fur)
Race State	Finished



Royal Ascot Day
 Race 1: Queen Anne Stakes - 1M
 18 June 2019 - 15:31
 Track Rating: Firm, Weather: Overcast, Rail Position: True



Distance To Go	1fur	2fur	3fur	4fur	5fur	6fur	7fur	Finish
Section Times	0:15.31 [5] (0:15.31)	0:27.07 [4] (0:11.76)	0:38.83 [4] (0:11.76)	0:50.49 [5] (0:11.66)	1:02.03 [6] (0:11.54)	1:13.48 [9] (0:11.45)	1:25.94 [13] (0:12.46)	1:38.92 [12] (0:12.98)
Average Speed [mi/h]	20.0	40.1	38.8	38.6	38.7	39.6	37.5	35.0
Top Speed [mi/h]	38.7	40.6	39.5	38.7	39.0	39.9	39.4	35.8



- [] Ranking at each section and finish
- .-.- No data available at this section
- NA No data available



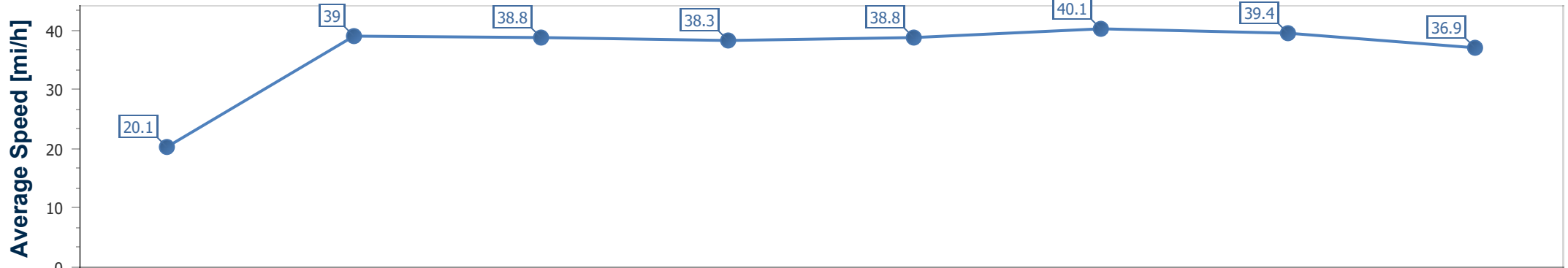
Horse Name	Le Brivido
Finish Rank	5
Fastest Section Time (Section)	0:11.23 (6fur)
Top Speed [mi/h] (Section)	40.4 (6fur)
Race State	Finished



Royal Ascot Day
 Race 1: Queen Anne Stakes - 1M
 18 June 2019 - 15:31
 Track Rating: Firm, Weather: Overcast, Rail Position: True



Distance To Go	1fur	2fur	3fur	4fur	5fur	6fur	7fur	Finish
Section Times	0:15.76 [13] (0:15.76)	0:27.65 [14] (0:11.89)	0:39.48 [15] (0:11.83)	0:51.17 [15] (0:11.69)	1:02.58 [15] (0:11.41)	1:13.81 [15] (0:11.23)	1:25.50 [8] (0:11.69)	1:38.03 [6] (0:12.53)
Average Speed [mi/h]	20.1	39.0	38.8	38.3	38.8	40.1	39.4	36.9
Top Speed [mi/h]	37.9	39.2	39.2	38.6	39.4	40.4	40.1	38.5



- [] Ranking at each section and finish
- .-.- No data available at this section
- NA No data available




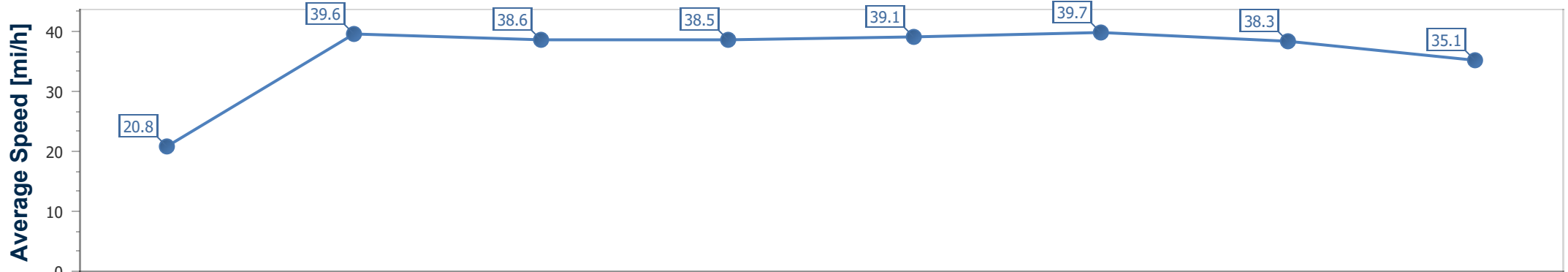
Horse Name	Matterhorn
Finish Rank	10
Fastest Section Time (Section)	0:11.36 (6fur)
Top Speed [mi/h] (Section)	39.9 (2fur)
Race State	Finished



Royal Ascot Day
 Race 1: Queen Anne Stakes - 1M
 18 June 2019 - 15:31
 Track Rating: Firm, Weather: Overcast, Rail Position: True



Distance To Go	1fur	2fur	3fur	4fur	5fur	6fur	7fur	Finish					
Section Times	0:15.12 [3] (0:15.12)	0:26.92 [3] (0:11.80)	0:38.74 [3] (0:11.82)	0:50.36 [3] (0:11.62)	1:01.79 [2] (0:11.43)	1:13.15 [3] (0:11.36)	1:25.40 [7] (0:12.25)	1:38.43 [9] (0:13.03)					
Average Speed [mi/h]	20.8	39.6	38.6	38.5	39.1	39.7	38.3	35.1					
Top Speed [mi/h]	38.6	39.9	39.4	38.8	39.4	39.9	39.7	36.6					



- [] Ranking at each section and finish
- .-.- No data available at this section
- NA No data available






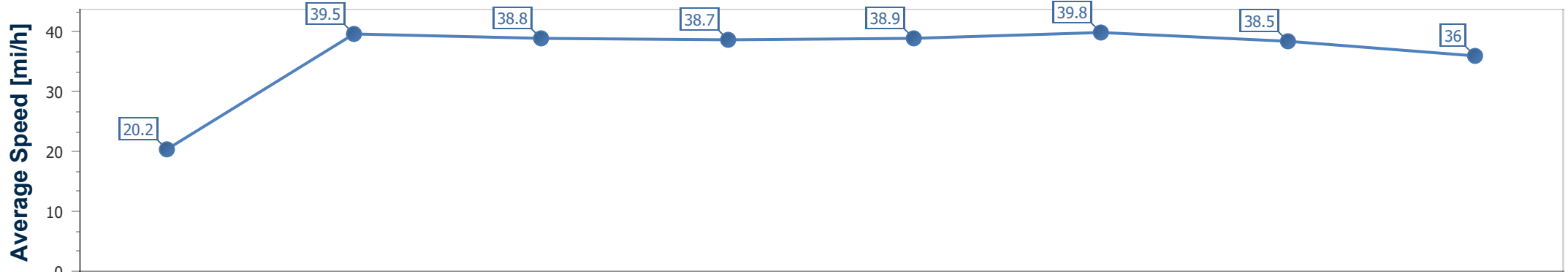
Horse Name	Mustashry
Finish Rank	7
Fastest Section Time (Section)	0:11.31 (6fur)
Top Speed [mi/h] (Section)	40.1 (6fur)
Race State	Finished



Royal Ascot Day
 Race 1: Queen Anne Stakes - 1M
 18 June 2019 - 15:31
 Track Rating: Firm, Weather: Overcast, Rail Position: True



Distance To Go	1fur	2fur	3fur	4fur	5fur	6fur	7fur	Finish					
Section Times	0:15.34 [7] (0:15.34)	0:27.18 [7] (0:11.84)	0:38.94 [6] (0:11.76)	0:50.57 [6] (0:11.63)	1:02.00 [5] (0:11.43)	1:13.31 [5] (0:11.31)	1:25.38 [6] (0:12.07)	1:37.97 [5] (0:12.59)					
Average Speed [mi/h]	20.2	39.5	38.8	38.7	38.9	39.8	38.5	36.0					
Top Speed [mi/h]	38.2	40.0	39.2	39.0	39.4	40.1	39.9	37.1					



- [] Ranking at each section and finish
- .-.- No data available at this section
- NA No data available



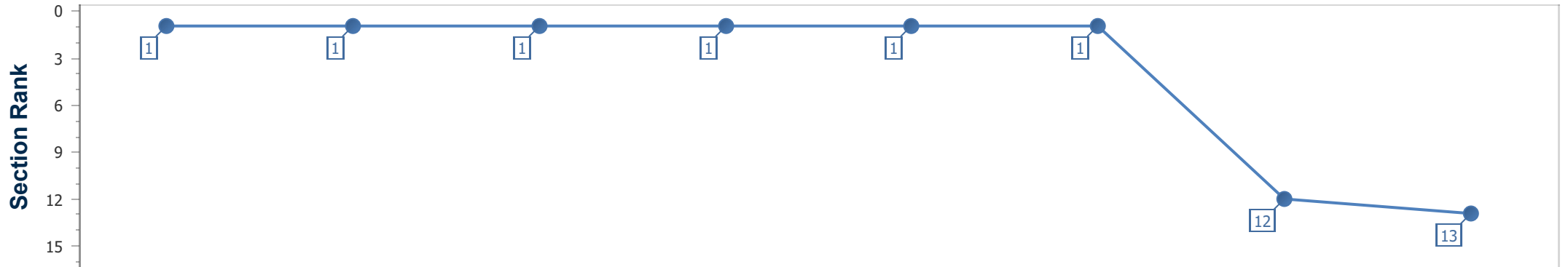
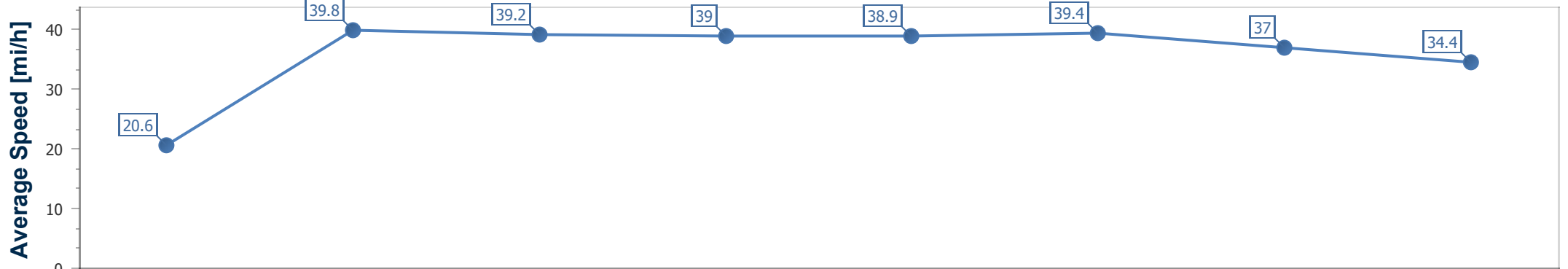
Horse Name	Mythical Magic
Finish Rank	13
Fastest Section Time (Section)	0:11.50 (5fur)
Top Speed [mi/h] (Section)	40.0 (2fur)
Race State	Finished



Royal Ascot Day
 Race 1: Queen Anne Stakes - 1M
 18 June 2019 - 15:31
 Track Rating: Firm, Weather: Overcast, Rail Position: True



Distance To Go	1fur	2fur	3fur	4fur	5fur	6fur	7fur	Finish					
Section Times	0:15.06 [1] (0:15.06)	0:26.79 [1] (0:11.73)	0:38.41 [1] (0:11.62)	0:50.04 [1] (0:11.63)	1:01.54 [1] (0:11.50)	1:13.14 [1] (0:11.60)	1:25.71 [12] (0:12.57)	1:38.95 [13] (0:13.24)					
Average Speed [mi/h]	20.6	39.8	39.2	39.0	38.9	39.4	37.0	34.4					
Top Speed [mi/h]	39.1	40.0	39.6	39.1	39.1	39.6	38.9	35.3					



- [] Ranking at each section and finish
- .-.- No data available at this section
- NA No data available




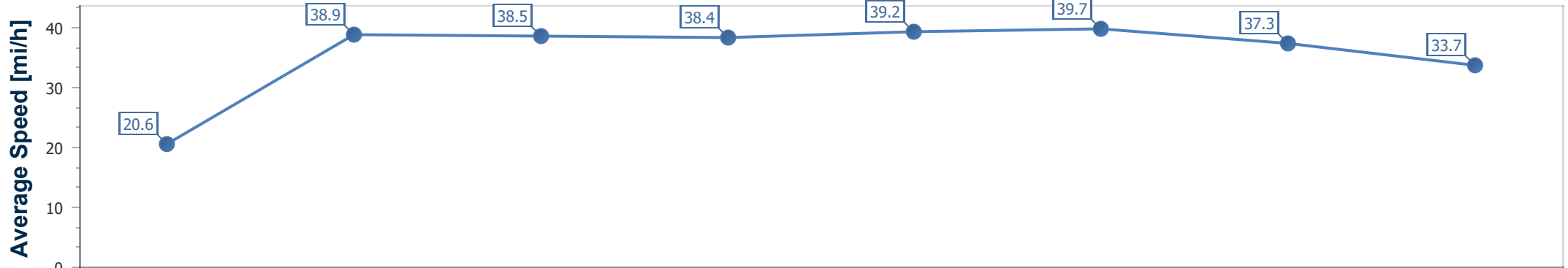
Horse Name	Olmedo
Finish Rank	15
Fastest Section Time (Section)	0:11.45 (6fur)
Top Speed [mi/h] (Section)	39.8 (6fur)
Race State	Finished



Royal Ascot Day
 Race 1: Queen Anne Stakes - 1M
 18 June 2019 - 15:31
 Track Rating: Firm, Weather: Overcast, Rail Position: True



Distance To Go	1fur	2fur	3fur	4fur	5fur	6fur	7fur	Finish
Section Times	0:15.53 [8] (0:15.53)	0:27.42 [9] (0:11.89)	0:39.30 [12] (0:11.88)	0:50.87 [11] (0:11.57)	1:02.33 [12] (0:11.46)	1:13.78 [14] (0:11.45)	1:26.43 [15] (0:12.65)	1:39.83 [15] (0:13.40)
Average Speed [mi/h]	20.6	38.9	38.5	38.4	39.2	39.7	37.3	33.7
Top Speed [mi/h]	37.2	39.6	39.3	39.0	39.3	39.8	39.4	35.2



- [] Ranking at each section and finish
- .-.- No data available at this section
- NA No data available




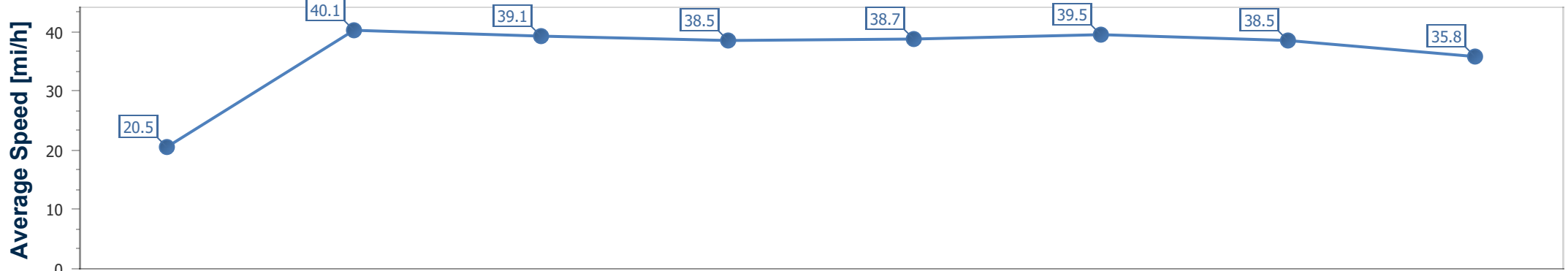
Horse Name	Laurens
Finish Rank	6
Fastest Section Time (Section)	0:11.35 (6fur)
Top Speed [mi/h] (Section)	40.6 (2fur)
Race State	Finished



Royal Ascot Day
 Race 1: Queen Anne Stakes - 1M
 18 June 2019 - 15:31
 Track Rating: Firm, Weather: Overcast, Rail Position: True



Distance To Go	1fur	2fur	3fur	4fur	5fur	6fur	7fur	Finish					
Section Times	0:15.12 [2] (0:15.12)	0:26.86 [2] (0:11.74)	0:38.63 [2] (0:11.77)	0:50.31 [2] (0:11.68)	1:01.80 [3] (0:11.49)	1:13.15 [2] (0:11.35)	1:25.28 [4] (0:12.13)	1:38.03 [6] (0:12.75)					
Average Speed [mi/h]	20.5	40.1	39.1	38.5	38.7	39.5	38.5	35.8					
Top Speed [mi/h]	38.9	40.6	39.7	38.8	39.2	39.8	39.8	37.0					



- [] Ranking at each section and finish
- .-.- No data available at this section
- NA No data available




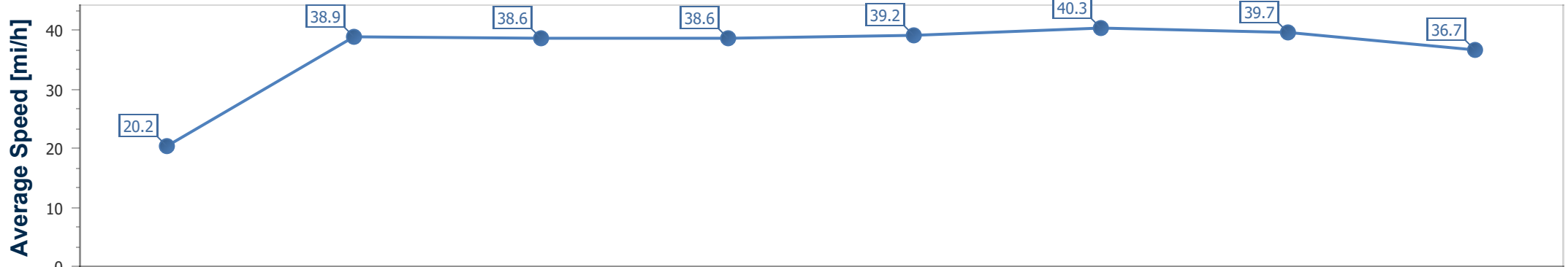
Horse Name	One Master
Finish Rank	3
Fastest Section Time (Section)	0:11.10 (6fur)
Top Speed [mi/h] (Section)	40.8 (6fur)
Race State	Finished



Royal Ascot Day
 Race 1: Queen Anne Stakes - 1M
 18 June 2019 - 15:31
 Track Rating: Firm, Weather: Overcast, Rail Position: True



Distance To Go	1fur	2fur	3fur	4fur	5fur	6fur	7fur	Finish					
Section Times	0:15.79 [14] (0:15.79)	0:27.57 [12] (0:11.78)	0:39.47 [14] (0:11.90)	0:51.02 [14] (0:11.55)	1:02.47 [14] (0:11.45)	1:13.57 [10] (0:11.10)	1:25.27 [3] (0:11.70)	1:37.67 [3] (0:12.40)					
Average Speed [mi/h]	20.2	38.9	38.6	38.6	39.2	40.3	39.7	36.7					
Top Speed [mi/h]	36.7	39.7	39.6	39.2	39.3	40.8	40.7	38.3					



- [] Ranking at each section and finish
- .-.- No data available at this section
- NA No data available