

Track Rating: Soft, Weather: Fine, Rail Position: True

Distance To Go				1fur	2fur	3fur	4fur	5fur	6fur	7fur			
Field Times				0:15.37 (0:15.37)	0:29.70 (0:14.32)	0:44.05 (0:14.35)	0:57.89 (0:13.84)	1:12.39 (0:14.50)	1:26.93 (0:14.54)	1:41.31 (0:14.37)			
Rank	TAB Horse	Barrier	Top Speed [mi/h]	Fastest Section								Last 3fur	Distance Travelled [m]
1	4 STRADIVARIUS L Dettori	4	37.3	0:12.16	0:15.89 [5] (0:15.89)	0:30.17 [4] (0:14.28)	0:44.55 [4] (0:14.38)	0:58.39 [4] (0:13.84)	1:12.84 [4] (0:14.45)	1:27.40 [4] (0:14.56)	1:41.76 [3] (0:14.36)	0:37.21	4034.7
2	8 DEE EX BEE S De Sousa	8	37.6	0:12.16	0:15.39 [2] (0:15.39)	0:29.70 [1] (0:14.31)	0:44.05 [1] (0:14.35)	0:57.89 [1] (0:13.84)	1:12.39 [1] (0:14.50)	1:26.93 [1] (0:14.54)	1:41.31 [1] (0:14.38)	0:37.52	4034.4
3	10 MASTER OF REALITY W M Lordan	10	37.2	0:12.19	0:15.37 [1] (0:15.37)	0:29.74 [2] (0:14.37)	0:44.09 [2] (0:14.35)	0:57.99 [2] (0:13.90)	1:12.54 [2] (0:14.55)	1:27.08 [2] (0:14.54)	1:41.48 [2] (0:14.40)	0:37.60	4042.0
4	6 CROSS COUNTER James Doyle	6	38.9	0:12.03	0:16.39 [10] (0:16.39)	0:30.97 [9] (0:14.58)	0:45.39 [9] (0:14.42)	0:59.16 [9] (0:13.77)	1:13.67 [9] (0:14.51)	1:28.27 [9] (0:14.60)	1:42.66 [9] (0:14.39)	0:37.26	4038.6
5	9 FLAG OF HONOUR R L Moore	9	37.9	0:12.22	0:15.85 [4] (0:15.85)	0:30.33 [5] (0:14.48)	0:44.73 [5] (0:14.40)	0:58.54 [5] (0:13.81)	1:13.10 [5] (0:14.56)	1:27.64 [5] (0:14.54)	1:42.08 [6] (0:14.44)	0:38.43	4040.1
6	2 CAPRI D O'Brien	2	37.7	0:12.27	0:15.64 [3] (0:15.64)	0:30.02 [3] (0:14.38)	0:44.42 [3] (0:14.40)	0:58.25 [3] (0:13.83)	1:12.81 [3] (0:14.56)	1:27.38 [3] (0:14.57)	1:41.80 [4] (0:14.42)	0:38.88	4040.2
7	11 RAYMOND TUSK J P Spencer	11	38.7	0:12.02	0:16.65 [11] (0:16.65)	0:31.31 [11] (0:14.66)	0:45.99 [11] (0:14.68)	0:59.71 [11] (0:13.72)	1:14.05 [11] (0:14.34)	1:28.85 [11] (0:14.80)	1:43.04 [11] (0:14.19)	0:38.24	4035.0
8	1 CALLED TO THE BAR M Guyon	1	37.8	0:12.23	0:16.32 [9] (0:16.32)	0:30.79 [8] (0:14.47)	0:45.14 [8] (0:14.35)	0:58.95 [8] (0:13.81)	1:13.52 [8] (0:14.57)	1:28.03 [8] (0:14.51)	1:42.28 [7] (0:14.25)	0:38.65	4033.7
9	3 MAGIC CIRCLE Jim Crowley	3	37.2	0:12.23	0:16.03 [6] (0:16.03)	0:30.61 [7] (0:14.58)	0:45.00 [7] (0:14.39)	0:58.81 [7] (0:13.81)	1:13.37 [7] (0:14.56)	1:27.94 [7] (0:14.57)	1:42.34 [8] (0:14.40)	0:39.09	4039.0
10	5 THOMAS HOBSON Andrea Atzeni	5	37.5	0:12.00	0:16.09 [7] (0:16.09)	0:30.43 [6] (0:14.34)	0:44.81 [6] (0:14.38)	0:58.58 [6] (0:13.77)	1:13.19 [6] (0:14.61)	1:27.65 [6] (0:14.46)	1:42.03 [5] (0:14.38)	0:48.36	4061.6



Royal Ascot Day

Race 4: Gold Cup - 2M 3F 210Y

20 June 2019 - 16:20



Track Rating: Soft, Weather: Fine, Rail Position: True

Distance To Go				1fur	2fur	3fur	4fur	5fur	6fur	7fur			
Field Times				0:15.37 (0:15.37)	0:29.70 (0:14.32)	0:44.05 (0:14.35)	0:57.89 (0:13.84)	1:12.39 (0:14.50)	1:26.93 (0:14.54)	1:41.31 (0:14.37)			
Rank	TAB Horse	Barrier	Top Speed [mi/h]	Fastest Section								Last 3fur	Distance Travelled [m]
11	7 CYPRESS CREEK	7	37.0	0:12.27	0:16.26 [8]	0:31.11 [10]	0:45.84 [10]	0:59.43 [10]	1:13.79 [10]	1:28.44 [10]	1:42.77 [10]	0:50.55	4052.8
	J A Heffernan		10fur	10fur	(0:16.26)	(0:14.85)	(0:14.73)	(0:13.59)	(0:14.36)	(0:14.65)	(0:14.33)		

[] Ranking at each section and finish
 -:-:- No data available at this section
 NA No data available

TAB Saddle cloth number
 DNF Did not finish
 DNT Did not track

Track Rating: Soft, Weather: Fine, Rail Position: True

Distance To Go				8fur	9fur	10fur	11fur	12fur	13fur	14fur			
Field Times				1:55.78 (1:55.78)	2:08.98 (0:13.19)	2:21.47 (0:12.49)	2:34.22 (0:12.75)	2:47.40 (0:13.18)	3:00.93 (0:13.52)	3:14.58 (0:13.64)			
Rank	TAB Horse	Barrier	Top Speed [mi/h]	Fastest Section								Last 3fur	Distance Travelled [m]
1	4 STRADIVARIUS L Dettori	4	37.3	0:12.16	1:56.32 [3] (0:14.56)	2:09.22 [3] (0:12.90)	2:21.72 [3] (0:12.50)	2:34.46 [3] (0:12.74)	2:47.65 [3] (0:13.19)	3:01.31 [4] (0:13.66)	3:15.01 [4] (0:13.70)	0:37.21	4034.7
2	8 DEE EX BEE S De Sousa	8	37.6	0:12.16	1:55.78 [1] (0:14.47)	2:08.98 [1] (0:13.20)	2:21.47 [1] (0:12.49)	2:34.22 [1] (0:12.75)	2:47.40 [1] (0:13.18)	3:00.93 [1] (0:13.53)	3:14.58 [1] (0:13.65)	0:37.52	4034.4
3	10 MASTER OF REALITY W M Lordan	10	37.2	0:12.19	1:55.94 [2] (0:14.46)	2:09.07 [2] (0:13.13)	2:21.47 [2] (0:12.40)	2:34.34 [2] (0:12.87)	2:47.50 [2] (0:13.16)	3:01.04 [2] (0:13.54)	3:14.69 [2] (0:13.65)	0:37.60	4042.0
4	6 CROSS COUNTER James Doyle	6	38.9	0:12.03	1:57.31 [9] (0:14.65)	2:10.21 [9] (0:12.90)	2:22.56 [9] (0:12.35)	2:35.41 [10] (0:12.85)	2:48.68 [10] (0:13.27)	3:02.16 [10] (0:13.48)	3:15.65 [9] (0:13.49)	0:37.26	4038.6
5	9 FLAG OF HONOUR R L Moore	9	37.9	0:12.22	1:56.62 [5] (0:14.54)	2:09.53 [6] (0:12.91)	2:22.05 [6] (0:12.52)	2:34.85 [6] (0:12.80)	2:48.08 [6] (0:13.23)	3:01.54 [6] (0:13.46)	3:15.19 [6] (0:13.65)	0:38.43	4040.1
6	2 CAPRI D O'Brien	2	37.7	0:12.27	1:56.33 [4] (0:14.53)	2:09.32 [4] (0:12.99)	2:21.75 [4] (0:12.43)	2:34.58 [4] (0:12.83)	2:47.77 [4] (0:13.19)	3:01.30 [3] (0:13.53)	3:14.96 [3] (0:13.66)	0:38.88	4040.2
7	11 RAYMOND TUSK J P Spencer	11	38.7	0:12.02	1:57.69 [11] (0:14.65)	2:10.62 [11] (0:12.93)	2:22.82 [11] (0:12.20)	2:35.71 [11] (0:12.89)	2:49.01 [11] (0:13.30)	3:02.48 [11] (0:13.47)	3:15.92 [11] (0:13.44)	0:38.24	4035.0
8	1 CALLED TO THE BAR M Guyon	1	37.8	0:12.23	1:56.87 [8] (0:14.59)	2:09.93 [8] (0:13.06)	2:22.24 [7] (0:12.31)	2:34.98 [7] (0:12.74)	2:48.21 [7] (0:13.23)	3:01.74 [7] (0:13.53)	3:15.40 [7] (0:13.66)	0:38.65	4033.7
9	3 MAGIC CIRCLE Jim Crowley	3	37.2	0:12.23	1:56.86 [7] (0:14.52)	2:09.80 [7] (0:12.94)	2:22.28 [8] (0:12.48)	2:35.05 [8] (0:12.77)	2:48.31 [8] (0:13.26)	3:01.78 [8] (0:13.47)	3:15.40 [8] (0:13.62)	0:39.09	4039.0
10	5 THOMAS HOBSON Andrea Atzeni	5	37.5	0:12.00	1:56.65 [6] (0:14.62)	2:09.46 [5] (0:12.81)	2:21.92 [5] (0:12.46)	2:34.73 [5] (0:12.81)	2:47.95 [5] (0:13.22)	3:01.52 [5] (0:13.57)	3:15.17 [5] (0:13.65)	0:48.36	4061.6



Royal Ascot Day

Race 4: Gold Cup - 2M 3F 210Y

20 June 2019 - 16:20



Track Rating: Soft, Weather: Fine, Rail Position: True

Distance To Go		8fur	9fur	10fur	11fur	12fur	13fur	14fur					
Field Times		1:55.78 (1:55.78)	2:08.98 (0:13.19)	2:21.47 (0:12.49)	2:34.22 (0:12.75)	2:47.40 (0:13.18)	3:00.93 (0:13.52)	3:14.58 (0:13.64)					
Rank	TAB Horse	Barrier	Top Speed [mi/h]	Fastest Section									
								Last 3fur	Distance Travelled [m]				
11	7 CYPRESS CREEK	7	37.0	0:12.27	1:57.38 [10]	2:10.33 [10]	2:22.60 [10]	2:35.32 [9]	2:48.55 [9]	3:02.10 [9]	3:15.72 [10]	0:50.55	4052.8
			10fur	10fur	(0:14.61)	(0:12.95)	(0:12.27)	(0:12.72)	(0:13.23)	(0:13.55)	(0:13.62)		

[] Ranking at each section and finish
 -:-:- No data available at this section
 NA No data available

TAB Saddle cloth number
 DNF Did not finish
 DNT Did not track

Track Rating: Soft, Weather: Fine, Rail Position: True

Distance To Go		15fur	16fur	17fur	18fur	19fur	Finish	Official								
Field Times		3:28.07 (3:28.07)	3:40.99 (0:12.91)	3:53.32 (0:12.33)	4:05.48 (0:12.16)	4:18.08 (0:12.59)	4:30.82 (0:12.73)	Finish Time								
Rank	TAB Horse	Barrier	Top Speed [mi/h]	Fastest Section											Last 3fur	Distance Travelled [m]
1	4 STRADIVARIUS L Dettori	4	37.3	0:12.16	3:28.47 [4] (0:13.46)	3:41.36 [5] (0:12.89)	3:53.61 [4] (0:12.25)	4:05.77 [4] (0:12.16)	4:18.08 [1] (0:12.31)	4:30.82 [1] (0:12.74)	4:30.88	0:37.21	4034.7			
2	8 DEE EX BEE S De Sousa	8	37.6	0:12.16	3:28.07 [1] (0:13.49)	3:40.99 [1] (0:12.92)	3:53.32 [1] (0:12.33)	4:05.48 [1] (0:12.16)	4:18.09 [2] (0:12.61)	4:30.84 [2] (0:12.75)	4:31.02	0:37.52	4034.4			
3	10 MASTER OF REALITY W M Lordan	10	37.2	0:12.19	3:28.20 [2] (0:13.51)	3:41.08 [2] (0:12.88)	3:53.38 [2] (0:12.30)	4:05.57 [2] (0:12.19)	4:18.13 [3] (0:12.56)	4:30.98 [3] (0:12.85)	4:31.03	0:37.60	4042.0			
4	6 CROSS COUNTER James Doyle	6	38.9	0:12.03	3:29.11 [9] (0:13.46)	3:41.81 [9] (0:12.70)	3:53.90 [8] (0:12.09)	4:05.93 [6] (0:12.03)	4:18.33 [4] (0:12.40)	4:31.16 [4] (0:12.83)	4:31.19	0:37.26	4038.6			
5	9 FLAG OF HONOUR R L Moore	9	37.9	0:12.22	3:28.61 [5] (0:13.42)	3:41.45 [6] (0:12.84)	3:53.76 [6] (0:12.31)	4:05.98 [7] (0:12.22)	4:18.71 [5] (0:12.73)	4:32.19 [5] (0:13.48)	4:32.16	0:38.43	4040.1			
6	2 CAPRI D O'Brien	2	37.7	0:12.27	3:28.38 [3] (0:13.42)	3:41.21 [3] (0:12.83)	3:53.53 [3] (0:12.32)	4:05.80 [5] (0:12.27)	4:18.82 [6] (0:13.02)	4:32.41 [6] (0:13.59)	4:32.36	0:38.88	4040.2			
7	11 RAYMOND TUSK J P Spencer	11	38.7	0:12.02	3:29.39 [11] (0:13.47)	3:42.13 [11] (0:12.74)	3:54.15 [10] (0:12.02)	4:06.17 [9] (0:12.02)	4:18.98 [8] (0:12.81)	4:32.39 [7] (0:13.41)	4:32.42	0:38.24	4035.0			
8	1 CALLED TO THE BAR M Guyon	1	37.8	0:12.23	3:28.88 [8] (0:13.48)	3:41.57 [7] (0:12.69)	3:53.83 [7] (0:12.26)	4:06.06 [8] (0:12.23)	4:18.97 [7] (0:12.91)	4:32.48 [8] (0:13.51)	4:32.50	0:38.65	4033.7			
9	3 MAGIC CIRCLE Jim Crowley	3	37.2	0:12.23	3:28.86 [7] (0:13.46)	3:41.66 [8] (0:12.80)	3:53.99 [9] (0:12.33)	4:06.22 [10] (0:12.23)	4:19.10 [9] (0:12.88)	4:33.08 [9] (0:13.98)	4:33.12	0:39.09	4039.0			
10	5 THOMAS HOBSON Andrea Atzeni	5	37.5	0:12.00	3:28.66 [6] (0:13.49)	3:41.26 [4] (0:12.60)	3:53.63 [5] (0:12.37)	4:05.63 [3] (0:12.00)	4:20.42 [10] (0:14.79)	4:41.99 [10] (0:21.57)	4:42.12	0:48.36	4061.6			



Royal Ascot Day

Race 4: Gold Cup - 2M 3F 210Y

20 June 2019 - 16:20



Track Rating: Soft, Weather: Fine, Rail Position: True

Distance To Go		15fur	16fur	17fur	18fur	19fur	Finish	Official					
Field Times		3:28.07 (3:28.07)	3:40.99 (0:12.91)	3:53.32 (0:12.33)	4:05.48 (0:12.16)	4:18.08 (0:12.59)	4:30.82 (0:12.73)	Finish Time					
Rank	TAB Horse	Barrier	Top Speed [mi/h]	Fastest Section							Last 3fur	Distance Travelled [m]	
11	7 CYPRESS CREEK	7	37.0	0:12.27	3:29.13 [10]	3:41.94 [10]	3:54.42 [11]	4:07.41 [11]	4:21.22 [11]	4:44.97 [11]	4:46.01	0:50.55	4052.8
	J A Heffernan		10fur	10fur	(0:13.41)	(0:12.81)	(0:12.48)	(0:12.99)	(0:13.81)	(0:23.75)			

[] Ranking at each section and finish
 -:-:-:- No data available at this section
 NA No data available

TAB Saddle cloth number
 DNF Did not finish
 DNT Did not track



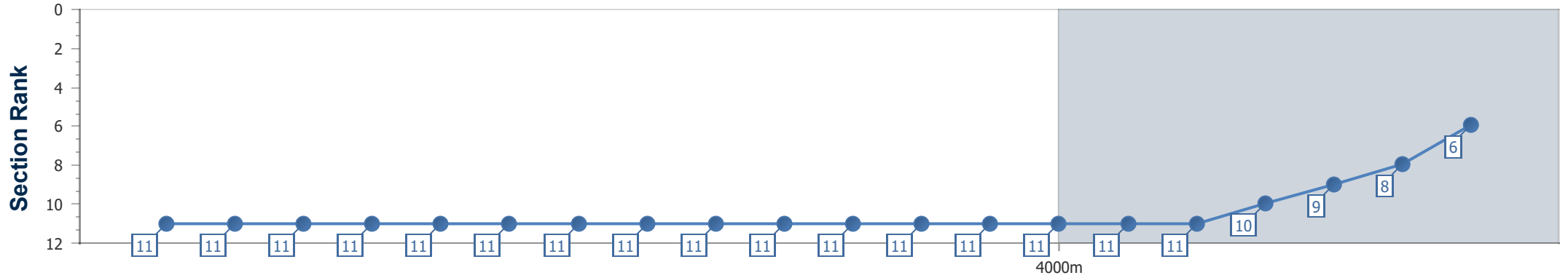
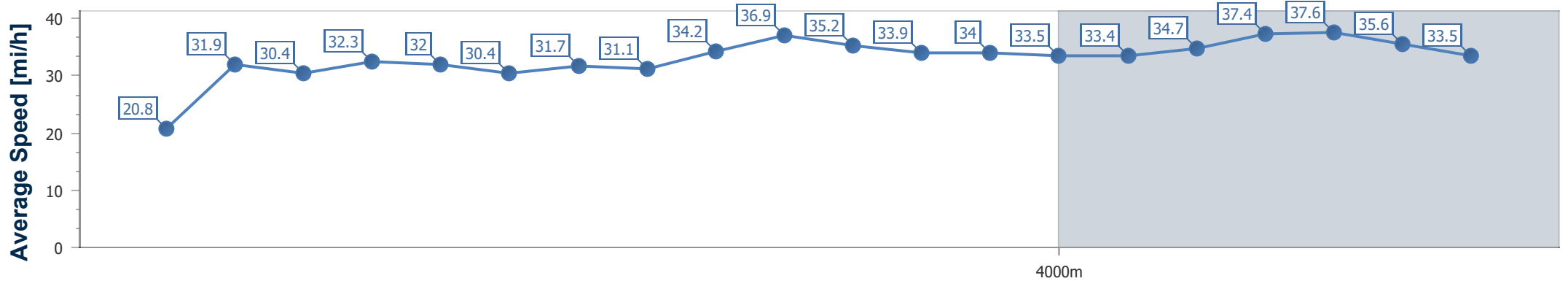
Horse Name	Raymond Tusk
Finish Rank	7
Fastest Section Time (Section)	0:12.02 (17fur)
Top Speed [mi/h] (Section)	38.7 (18fur)
Race State	Finished



Royal Ascot Day
 Race 4: Gold Cup - 2M 3F 210Y
 20 June 2019 - 16:20
 Track Rating: Firm, Weather: Fine, Rail Position: True



Distance To Go	8fur	9fur	10fur	11fur	12fur	13fur	14fur	15fur	16fur	17fur	18fur	19fur	Finish
Section Times	1:57.69 [11] (0:14.65)	2:10.62 [11] (0:12.93)	2:22.82 [11] (0:12.20)	2:35.71 [11] (0:12.89)	2:49.01 [11] (0:13.30)	3:02.48 [11] (0:13.47)	3:15.92 [11] (0:13.44)	3:29.39 [11] (0:13.47)	3:42.13 [11] (0:12.74)	3:54.15 [10] (0:12.02)	4:06.17 [9] (0:12.02)	4:18.98 [8] (0:12.81)	4:32.39 [6] (0:13.41)
Average Speed [mi/h]	31.1	34.2	36.9	35.2	33.9	34.0	33.5	33.4	34.7	37.4	37.6	35.6	33.5
Top Speed [mi/h]	31.7	35.9	37.6	36.6	34.4	34.4	34.4	34.3	37.4	37.9	38.7	36.7	34.3



- [] Ranking at each section and finish
- .-.- No data available at this section
- NA No data available



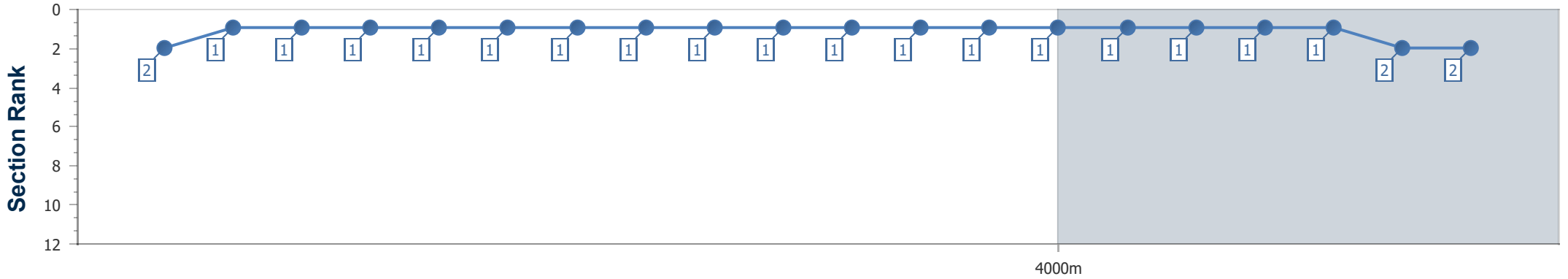
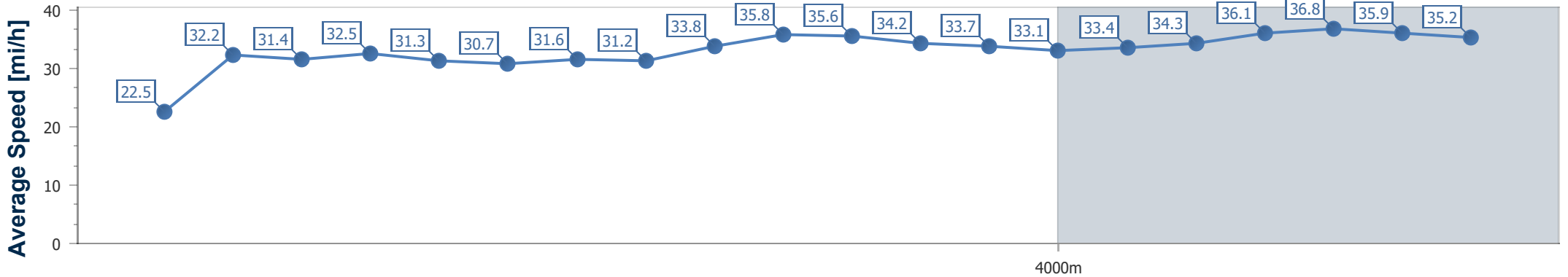
Horse Name	Dee Ex Bee
Finish Rank	2
Fastest Section Time (Section)	0:12.16 (18fur)
Top Speed [mi/h] (Section)	37.6 (18fur)
Race State	Finished



Royal Ascot Day
 Race 4: Gold Cup - 2M 3F 210Y
 20 June 2019 - 16:20
 Track Rating: Firm, Weather: Fine, Rail Position: True



Distance To Go	8fur	9fur	10fur	11fur	12fur	13fur	14fur	15fur	16fur	17fur	18fur	19fur	Finish
Section Times	1:55.78 [1] (0:14.47)	2:08.98 [1] (0:13.20)	2:21.47 [1] (0:12.49)	2:34.22 [1] (0:12.75)	2:47.40 [1] (0:13.18)	3:00.93 [1] (0:13.53)	3:14.58 [1] (0:13.65)	3:28.07 [1] (0:13.49)	3:40.99 [1] (0:12.92)	3:53.32 [1] (0:12.33)	4:05.48 [1] (0:12.16)	4:18.09 [2] (0:12.61)	4:30.84 [2] (0:12.75)
Average Speed [mi/h]	31.2	33.8	35.8	35.6	34.2	33.7	33.1	33.4	34.3	36.1	36.8	35.9	35.2
Top Speed [mi/h]	32.6	34.6	36.6	36.5	34.7	34.1	33.6	33.8	35.9	36.4	37.6	36.4	35.6



- [] Ranking at each section and finish
- .-.- No data available at this section
- NA No data available



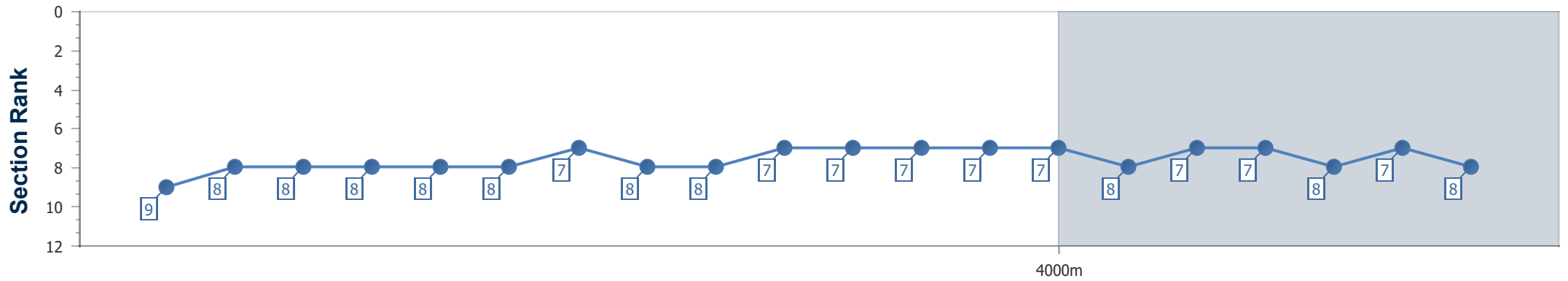
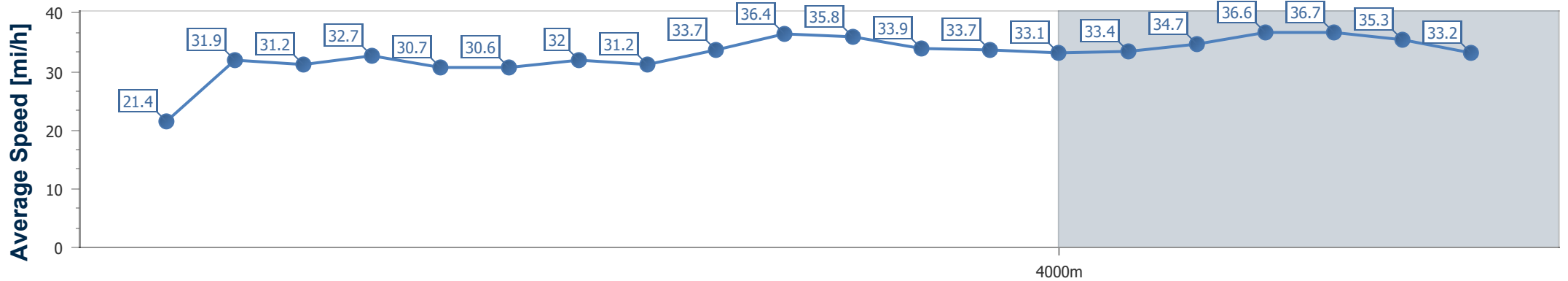
Horse Name	Called To The Bar
Finish Rank	8
Fastest Section Time (Section)	0:12.23 (18fur)
Top Speed [mi/h] (Section)	37.8 (18fur)
Race State	Finished



Royal Ascot Day
 Race 4: Gold Cup - 2M 3F 210Y
 20 June 2019 - 16:20
 Track Rating: Firm, Weather: Fine, Rail Position: True



Distance To Go	8fur	9fur	10fur	11fur	12fur	13fur	14fur	15fur	16fur	17fur	18fur	19fur	Finish
Section Times	1:56.87 [8] (0:14.59)	2:09.93 [8] (0:13.06)	2:22.24 [7] (0:12.31)	2:34.98 [7] (0:12.74)	2:48.21 [7] (0:13.23)	3:01.74 [7] (0:13.53)	3:15.40 [7] (0:13.66)	3:28.88 [8] (0:13.48)	3:41.57 [7] (0:12.69)	3:53.83 [7] (0:12.26)	4:06.06 [8] (0:12.23)	4:18.97 [7] (0:12.91)	4:32.48 [8] (0:13.51)
Average Speed [mi/h]	31.2	33.7	36.4	35.8	33.9	33.7	33.1	33.4	34.7	36.6	36.7	35.3	33.2
Top Speed [mi/h]	31.8	35.4	36.9	36.9	34.8	34.5	34.1	34.0	37.4	37.4	37.8	35.9	33.9



- [] Ranking at each section and finish
- .-.- No data available at this section
- NA No data available



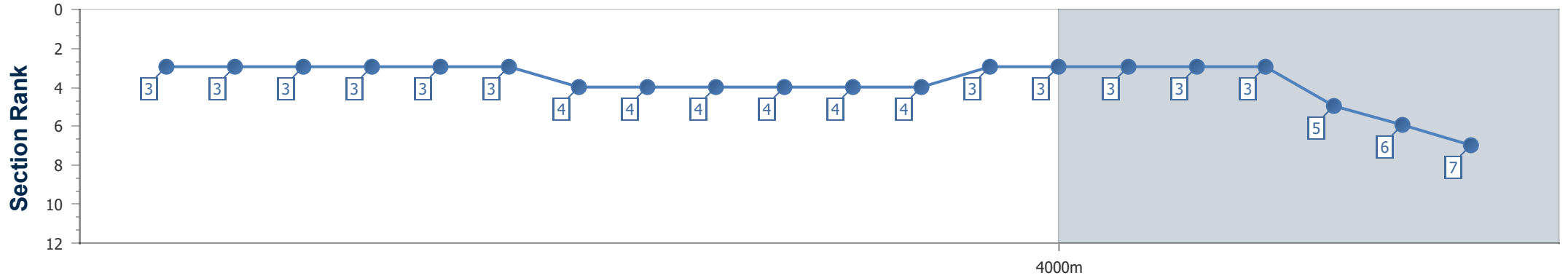
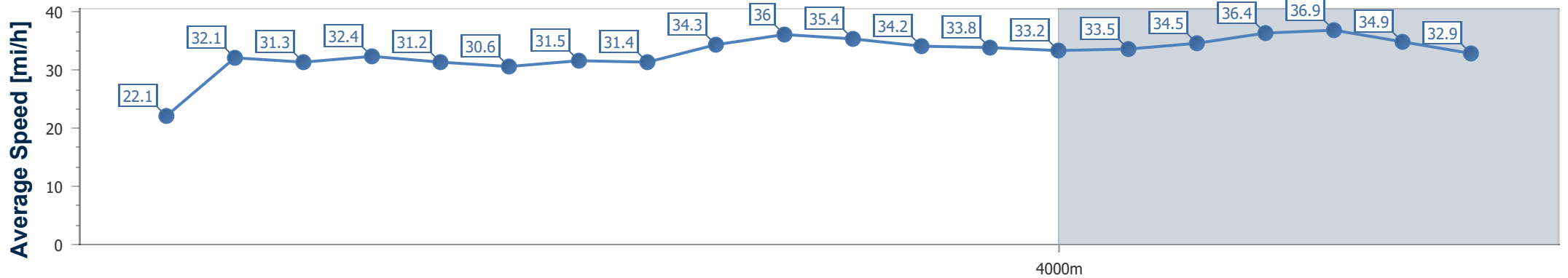
Horse Name	Capri
Finish Rank	6
Fastest Section Time (Section)	0:12.27 (18fur)
Top Speed [mi/h] (Section)	37.7 (18fur)
Race State	Finished



Royal Ascot Day
 Race 4: Gold Cup - 2M 3F 210Y
 20 June 2019 - 16:20
 Track Rating: Firm, Weather: Fine, Rail Position: True



Distance To Go	8fur	9fur	10fur	11fur	12fur	13fur	14fur	15fur	16fur	17fur	18fur	19fur	Finish
Section Times	1:56.33 [4] (0:14.53)	2:09.32 [4] (0:12.99)	2:21.75 [4] (0:12.43)	2:34.58 [4] (0:12.83)	2:47.77 [4] (0:13.19)	3:01.30 [3] (0:13.53)	3:14.96 [3] (0:13.66)	3:28.38 [3] (0:13.42)	3:41.21 [3] (0:12.83)	3:53.53 [3] (0:12.32)	4:05.80 [5] (0:12.27)	4:18.82 [6] (0:13.02)	4:32.41 [7] (0:13.59)
Average Speed [mi/h]	31.4	34.3	36.0	35.4	34.2	33.8	33.2	33.5	34.5	36.4	36.9	34.9	32.9
Top Speed [mi/h]	31.9	35.3	36.7	36.5	34.5	34.2	33.8	33.7	36.1	36.6	37.7	36.0	34.0



- [] Ranking at each section and finish
- .-.- No data available at this section
- NA No data available



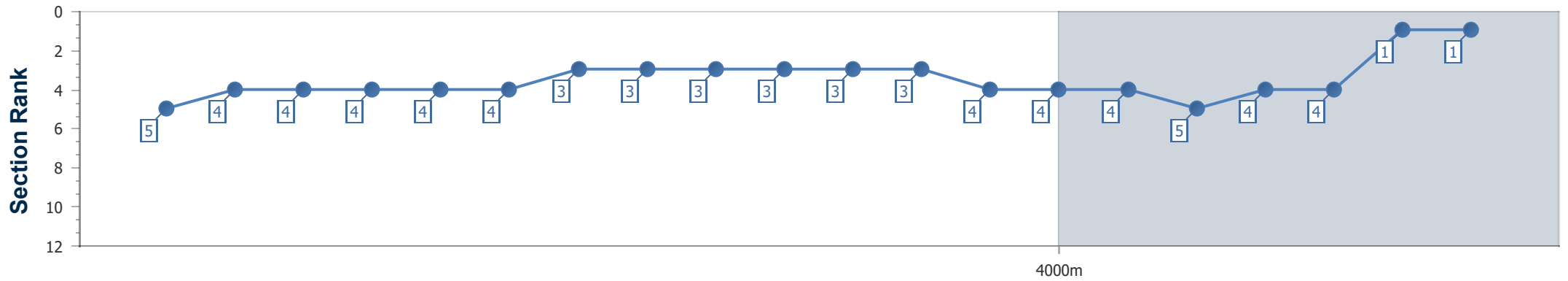
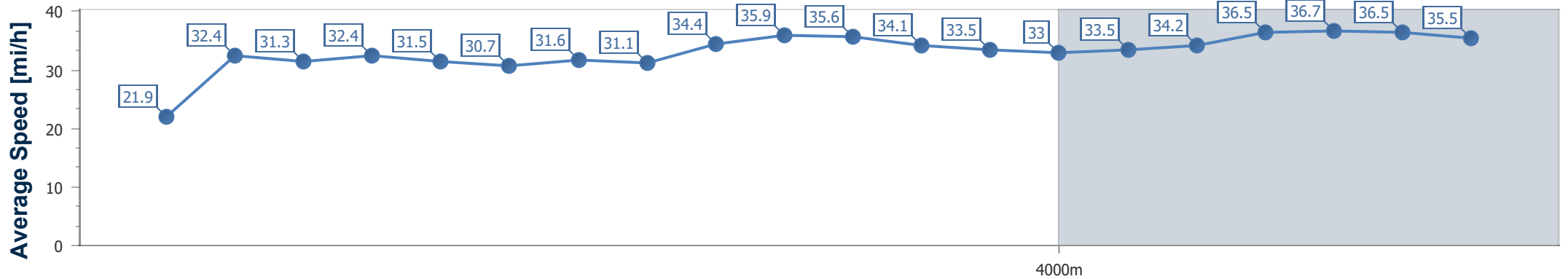
Horse Name	Stradivarius
Finish Rank	1
Fastest Section Time (Section)	0:12.16 (18fur)
Top Speed [mi/h] (Section)	37.3 (18fur)
Race State	Finished



Royal Ascot Day
 Race 4: Gold Cup - 2M 3F 210Y
 20 June 2019 - 16:20
 Track Rating: Firm, Weather: Fine, Rail Position: True



Distance To Go	8fur	9fur	10fur	11fur	12fur	13fur	14fur	15fur	16fur	17fur	18fur	19fur	Finish
Section Times	1:56.32 [3] (0:14.56)	2:09.22 [3] (0:12.90)	2:21.72 [3] (0:12.50)	2:34.46 [3] (0:12.74)	2:47.65 [3] (0:13.19)	3:01.31 [4] (0:13.66)	3:15.01 [4] (0:13.70)	3:28.47 [4] (0:13.46)	3:41.36 [5] (0:12.89)	3:53.61 [4] (0:12.25)	4:05.77 [4] (0:12.16)	4:18.08 [1] (0:12.31)	4:30.82 [1] (0:12.74)
Average Speed [mi/h]	31.1	34.4	35.9	35.6	34.1	33.5	33.0	33.5	34.2	36.5	36.7	36.5	35.5
Top Speed [mi/h]	31.8	35.6	36.4	36.3	34.4	34.0	33.4	33.7	36.3	36.7	37.3	36.8	36.8



- [] Ranking at each section and finish
- .-.- No data available at this section
- NA No data available



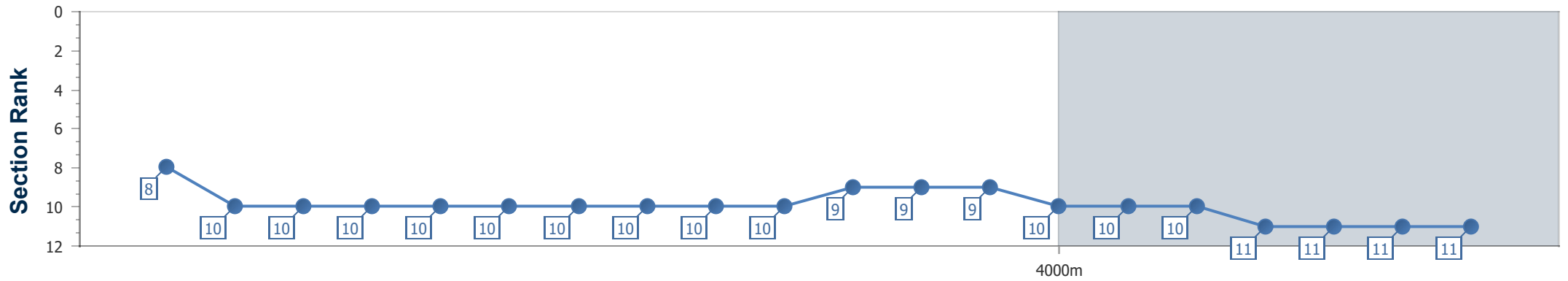
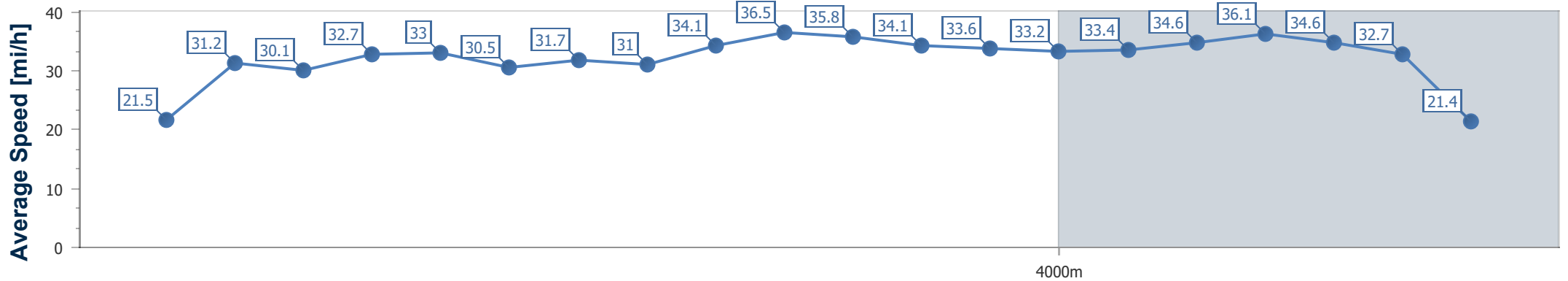
Horse Name	Cypress Creek
Finish Rank	11
Fastest Section Time (Section)	0:12.27 (10fur)
Top Speed [mi/h] (Section)	37.0 (10fur)
Race State	Finished



Royal Ascot Day
 Race 4: Gold Cup - 2M 3F 210Y
 20 June 2019 - 16:20
 Track Rating: Firm, Weather: Fine, Rail Position: True



Distance To Go	8fur	9fur	10fur	11fur	12fur	13fur	14fur	15fur	16fur	17fur	18fur	19fur	Finish
Section Times	1:57.38 [10] (0:14.61)	2:10.33 [10] (0:12.95)	2:22.60 [10] (0:12.27)	2:35.32 [9] (0:12.72)	2:48.55 [9] (0:13.23)	3:02.10 [9] (0:13.55)	3:15.72 [10] (0:13.62)	3:29.13 [10] (0:13.41)	3:41.94 [10] (0:12.81)	3:54.42 [11] (0:12.48)	4:07.41 [11] (0:12.99)	4:21.22 [11] (0:13.81)	4:44.97 [11] (0:23.75)
Average Speed [mi/h]	31.0	34.1	36.5	35.8	34.1	33.6	33.2	33.4	34.6	36.1	34.6	32.7	21.4
Top Speed [mi/h]	31.8	35.5	37.0	37.0	35.0	34.6	34.0	34.6	36.9	36.9	35.1	33.9	32.6



- [] Ranking at each section and finish
- .-.- No data available at this section
- NA No data available



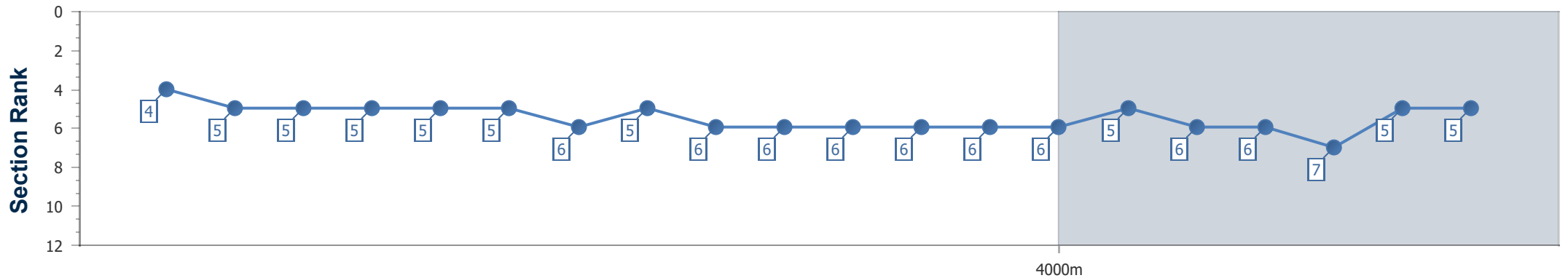
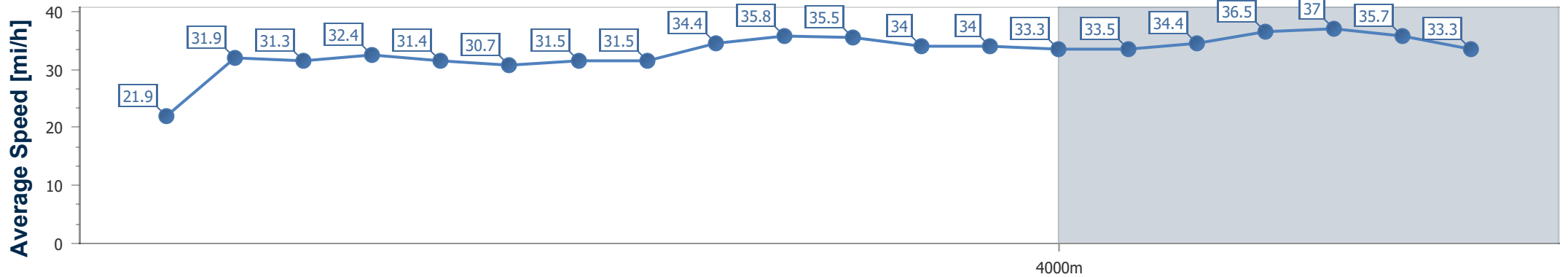
Horse Name	Flag Of Honour
Finish Rank	5
Fastest Section Time (Section)	0:12.22 (18fur)
Top Speed [mi/h] (Section)	37.9 (18fur)
Race State	Finished



Royal Ascot Day
 Race 4: Gold Cup - 2M 3F 210Y
 20 June 2019 - 16:20
 Track Rating: Firm, Weather: Fine, Rail Position: True



Distance To Go	8fur	9fur	10fur	11fur	12fur	13fur	14fur	15fur	16fur	17fur	18fur	19fur	Finish
Section Times	1:56.62 [5] (0:14.54)	2:09.53 [6] (0:12.91)	2:22.05 [6] (0:12.52)	2:34.85 [6] (0:12.80)	2:48.08 [6] (0:13.23)	3:01.54 [6] (0:13.46)	3:15.19 [6] (0:13.65)	3:28.61 [5] (0:13.42)	3:41.45 [6] (0:12.84)	3:53.76 [6] (0:12.31)	4:05.98 [7] (0:12.22)	4:18.71 [5] (0:12.73)	4:32.19 [5] (0:13.48)
Average Speed [mi/h]	31.5	34.4	35.8	35.5	34.0	34.0	33.3	33.5	34.4	36.5	37.0	35.7	33.3
Top Speed [mi/h]	32.0	35.3	36.4	36.3	34.6	34.5	34.2	34.0	36.3	36.9	37.9	36.1	34.4



- [] Ranking at each section and finish
- .-.- No data available at this section
- NA No data available



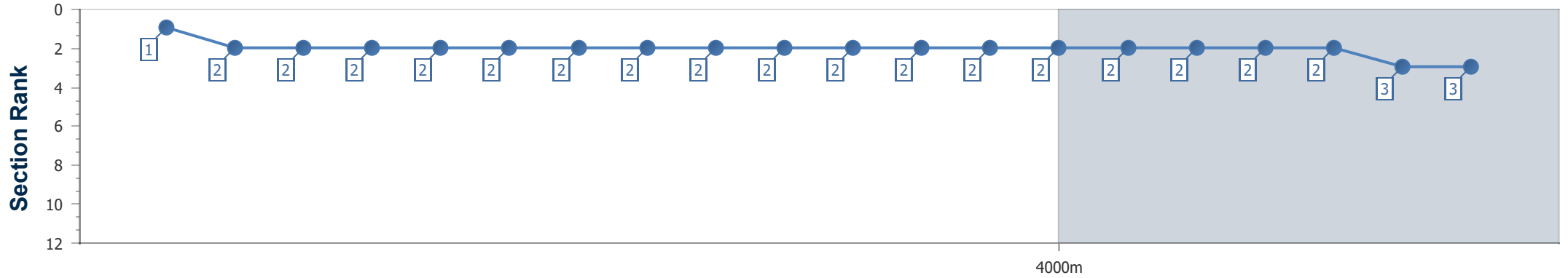
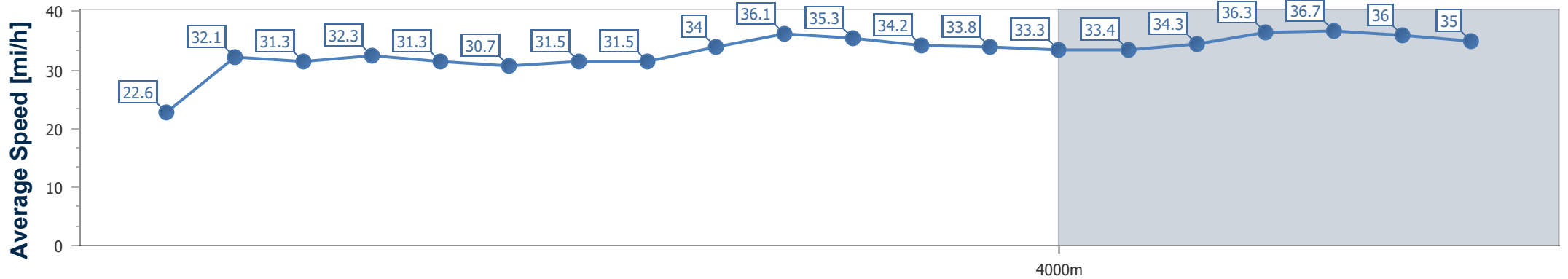
Horse Name	Master Of Reality
Finish Rank	3
Fastest Section Time (Section)	0:12.19 (18fur)
Top Speed [mi/h] (Section)	37.2 (18fur)
Race State	Finished



Royal Ascot Day
 Race 4: Gold Cup - 2M 3F 210Y
 20 June 2019 - 16:20
 Track Rating: Firm, Weather: Fine, Rail Position: True



Distance To Go	8fur	9fur	10fur	11fur	12fur	13fur	14fur	15fur	16fur	17fur	18fur	19fur	Finish
Section Times	1:55.94 [2] (0:14.46)	2:09.07 [2] (0:13.13)	2:21.47 [2] (0:12.40)	2:34.34 [2] (0:12.87)	2:47.50 [2] (0:13.16)	3:01.04 [2] (0:13.54)	3:14.69 [2] (0:13.65)	3:28.20 [2] (0:13.51)	3:41.08 [2] (0:12.88)	3:53.38 [2] (0:12.30)	4:05.57 [2] (0:12.19)	4:18.13 [3] (0:12.56)	4:30.98 [3] (0:12.85)
Average Speed [mi/h]	31.5	34.0	36.1	35.3	34.2	33.8	33.3	33.4	34.3	36.3	36.7	36.0	35.0
Top Speed [mi/h]	32.7	34.8	36.7	36.5	34.5	34.1	33.8	33.7	36.0	36.6	37.2	36.4	35.6



- [] Ranking at each section and finish
- .-.- No data available at this section
- NA No data available



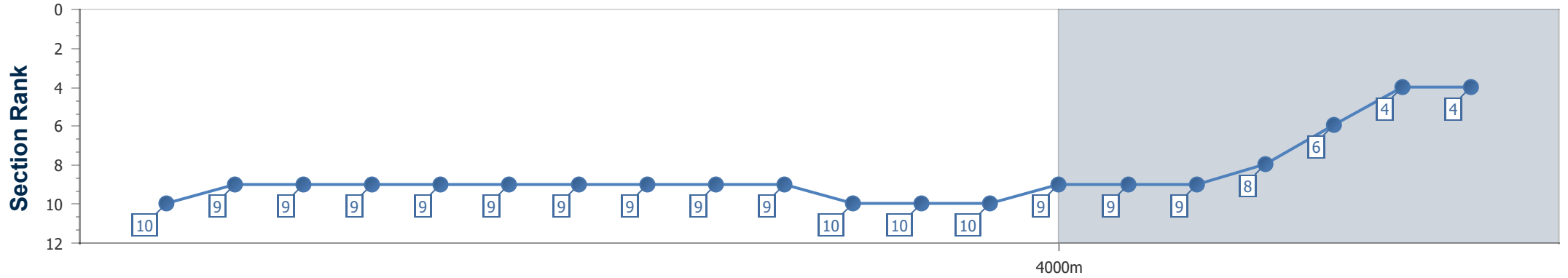
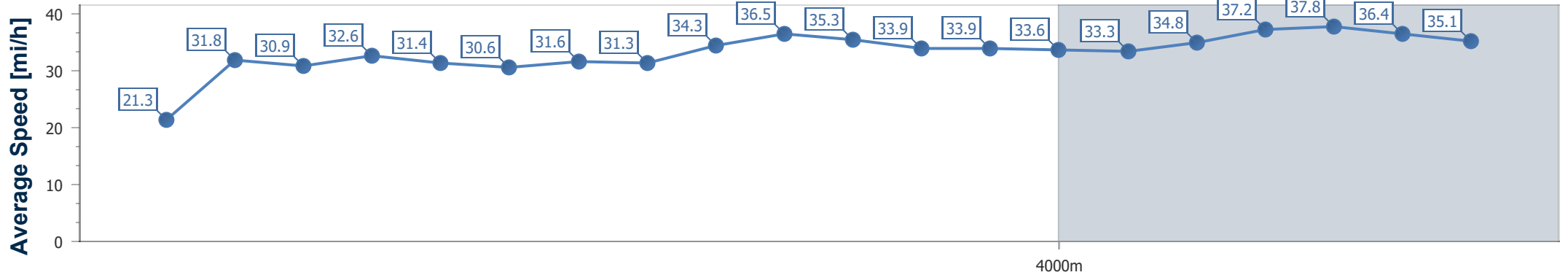
Horse Name	Cross Counter
Finish Rank	4
Fastest Section Time (Section)	0:12.03 (18fur)
Top Speed [mi/h] (Section)	38.9 (18fur)
Race State	Finished



Royal Ascot Day
 Race 4: Gold Cup - 2M 3F 210Y
 20 June 2019 - 16:20
 Track Rating: Firm, Weather: Fine, Rail Position: True



Distance To Go	8fur	9fur	10fur	11fur	12fur	13fur	14fur	15fur	16fur	17fur	18fur	19fur	Finish
Section Times	1:57.31 [9] (0:14.65)	2:10.21 [9] (0:12.90)	2:22.56 [9] (0:12.35)	2:35.41 [10] (0:12.85)	2:48.68 [10] (0:13.27)	3:02.16 [10] (0:13.48)	3:15.65 [9] (0:13.49)	3:29.11 [9] (0:13.46)	3:41.81 [9] (0:12.70)	3:53.90 [8] (0:12.09)	4:05.93 [6] (0:12.03)	4:18.33 [4] (0:12.40)	4:31.16 [4] (0:12.83)
Average Speed [mi/h]	31.3	34.3	36.5	35.3	33.9	33.9	33.6	33.3	34.8	37.2	37.8	36.4	35.1
Top Speed [mi/h]	31.9	35.5	37.2	36.1	34.5	34.8	34.8	34.2	37.1	37.4	38.9	36.6	35.9



- [] Ranking at each section and finish
- .-.- No data available at this section
- NA No data available



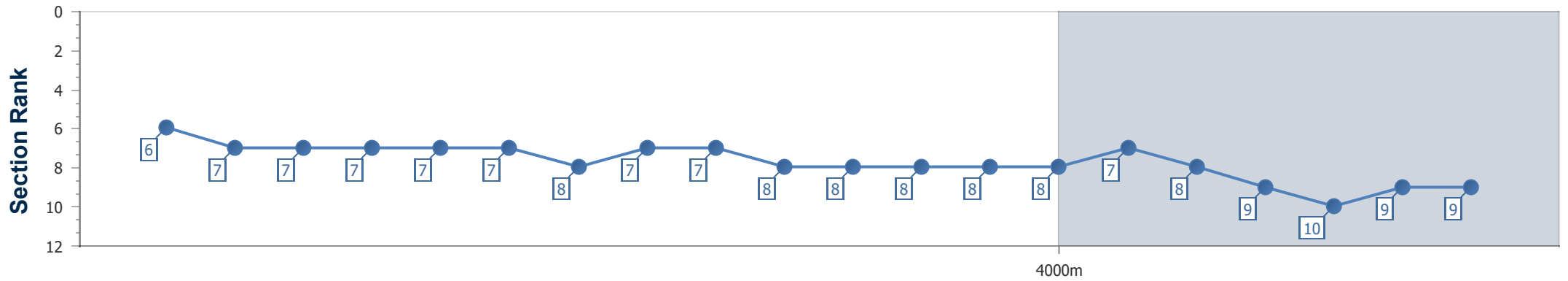
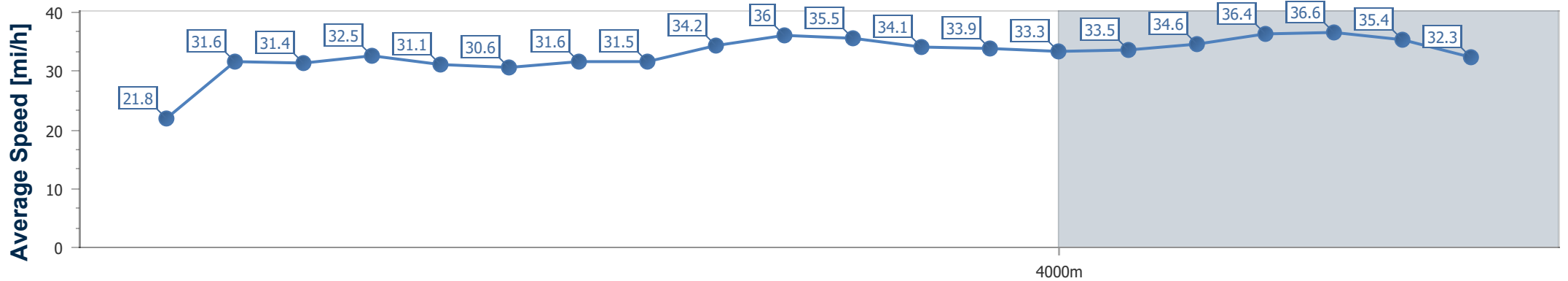
Horse Name	Magic Circle
Finish Rank	9
Fastest Section Time (Section)	0:12.23 (18fur)
Top Speed [mi/h] (Section)	37.2 (18fur)
Race State	Finished



Royal Ascot Day
 Race 4: Gold Cup - 2M 3F 210Y
 20 June 2019 - 16:20
 Track Rating: Firm, Weather: Fine, Rail Position: True



Distance To Go	8fur	9fur	10fur	11fur	12fur	13fur	14fur	15fur	16fur	17fur	18fur	19fur	Finish
Section Times	1:56.86 [7] (0:14.52)	2:09.80 [7] (0:12.94)	2:22.28 [8] (0:12.48)	2:35.05 [8] (0:12.77)	2:48.31 [8] (0:13.26)	3:01.78 [8] (0:13.47)	3:15.40 [8] (0:13.62)	3:28.86 [7] (0:13.46)	3:41.66 [8] (0:12.80)	3:53.99 [9] (0:12.33)	4:06.22 [10] (0:12.23)	4:19.10 [9] (0:12.88)	4:33.08 [9] (0:13.98)
Average Speed [mi/h]	31.5	34.2	36.0	35.5	34.1	33.9	33.3	33.5	34.6	36.4	36.6	35.4	32.3
Top Speed [mi/h]	32.4	35.6	36.4	36.4	35.0	34.4	34.4	34.1	36.5	36.7	37.2	35.9	34.0



- [] Ranking at each section and finish
- .-.- No data available at this section
- NA No data available



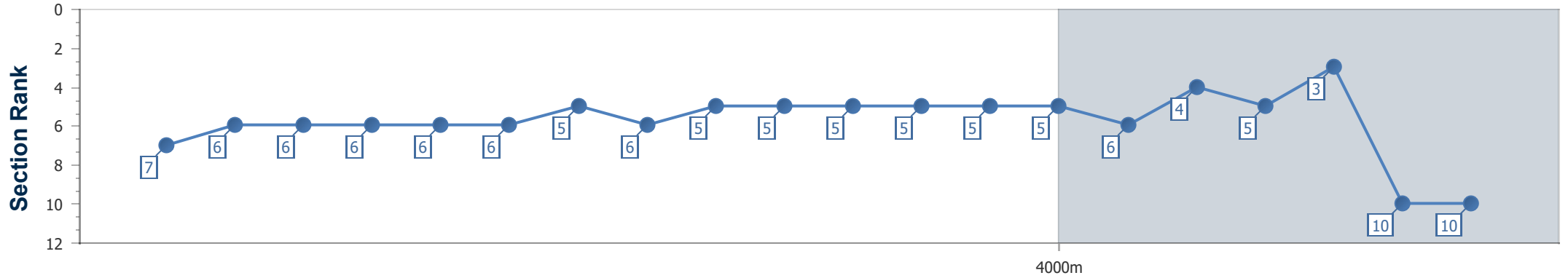
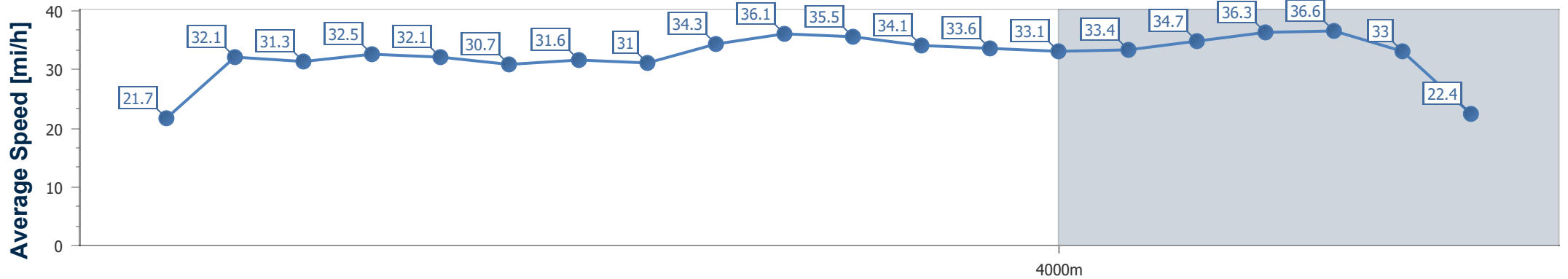
Horse Name	Thomas Hobson
Finish Rank	10
Fastest Section Time (Section)	0:12.00 (18fur)
Top Speed [mi/h] (Section)	37.5 (19fur)
Race State	Finished



Royal Ascot Day
 Race 4: Gold Cup - 2M 3F 210Y
 20 June 2019 - 16:20
 Track Rating: Firm, Weather: Fine, Rail Position: True



Distance To Go	8fur	9fur	10fur	11fur	12fur	13fur	14fur	15fur	16fur	17fur	18fur	19fur	Finish
Section Times	1:56.65 [6] (0:14.62)	2:09.46 [5] (0:12.81)	2:21.92 [5] (0:12.46)	2:34.73 [5] (0:12.81)	2:47.95 [5] (0:13.22)	3:01.52 [5] (0:13.57)	3:15.17 [5] (0:13.65)	3:28.66 [6] (0:13.49)	3:41.26 [4] (0:12.60)	3:53.63 [5] (0:12.37)	4:05.63 [3] (0:12.00)	4:20.42 [10] (0:14.79)	4:41.99 [10] (0:21.57)
Average Speed [mi/h]	31.0	34.3	36.1	35.5	34.1	33.6	33.1	33.4	34.7	36.3	36.6	33.0	22.4
Top Speed [mi/h]	31.3	35.7	36.6	36.5	34.7	34.0	33.8	33.9	37.5	37.5	37.5	37.5	28.5



- [] Ranking at each section and finish
- .-.- No data available at this section
- NA No data available