

Track Rating: Soft, Weather: Fine, Rail Position: True

Distance To Go				1fur	2fur	3fur	4fur	5fur	6fur	7fur			
Field Times				0:13.80 (0:13.80)	0:25.12 (0:11.31)	0:37.19 (0:12.07)	0:49.53 (0:12.34)	1:02.61 (0:13.07)	1:15.64 (0:13.03)	1:29.00 (0:13.35)			
Rank	TAB Horse	Barrier	Top Speed [mi/h]	Fastest Section								Last 3fur	Distance Travelled [m]
1	11 STAR CATCHER L Dettori	11	41.6	0:11.34	0:14.33 [5]	0:25.67 [5]	0:37.65 [5]	0:50.12 [6]	1:03.24 [6]	1:16.30 [6]	1:29.72 [6]	0:37.50	2420.4
			2fur	2fur	(0:14.33)	(0:11.34)	(0:11.98)	(0:12.47)	(0:13.12)	(0:13.06)	(0:13.42)		
2	3 FLEETING R L Moore	3	40.4	0:11.48	0:14.71 [10]	0:26.19 [10]	0:38.31 [10]	0:50.70 [10]	1:03.85 [10]	1:17.04 [10]	1:30.32 [10]	0:37.50	2423.1
			2fur	2fur	(0:14.71)	(0:11.48)	(0:12.12)	(0:12.39)	(0:13.15)	(0:13.19)	(0:13.28)		
3	10 SPARKLE ROLL Oisin Murphy	10	41.0	0:11.42	0:14.49 [8]	0:25.91 [8]	0:38.01 [8]	0:50.40 [7]	1:03.50 [7]	1:16.67 [7]	1:30.05 [7]	0:37.95	2425.4
			2fur	2fur	(0:14.49)	(0:11.42)	(0:12.10)	(0:12.39)	(0:13.10)	(0:13.17)	(0:13.38)		
4	8 QUEEN POWER S De Sousa	8	41.8	0:11.31	0:14.10 [3]	0:25.41 [3]	0:37.37 [4]	0:49.86 [4]	1:02.98 [5]	1:16.06 [4]	1:29.49 [4]	0:38.39	2419.2
			2fur	2fur	(0:14.10)	(0:11.31)	(0:11.96)	(0:12.49)	(0:13.12)	(0:13.08)	(0:13.43)		
5	6 LOVE SO DEEP J F Egan	6	40.1	0:11.58	0:14.57 [9]	0:26.15 [9]	0:38.28 [9]	0:50.69 [9]	1:03.77 [9]	1:16.94 [9]	1:30.28 [9]	0:38.27	2429.2
			2fur	2fur	(0:14.57)	(0:11.58)	(0:12.13)	(0:12.41)	(0:13.08)	(0:13.17)	(0:13.34)		
6	4 FRANKELLINA James Doyle	4	41.9	0:11.33	0:14.39 [6]	0:25.72 [6]	0:37.74 [6]	0:50.11 [5]	1:02.94 [4]	1:16.16 [5]	1:29.62 [5]	0:38.65	2414.4
			2fur	2fur	(0:14.39)	(0:11.33)	(0:12.02)	(0:12.37)	(0:12.83)	(0:13.22)	(0:13.46)		
7	5 FRESNEL G P Halpin	5	40.0	0:11.54	0:14.76 [11]	0:26.30 [11]	0:38.47 [11]	0:50.85 [11]	1:04.04 [11]	1:17.29 [11]	1:30.46 [11]	0:38.18	2421.6
			2fur	2fur	(0:14.76)	(0:11.54)	(0:12.17)	(0:12.38)	(0:13.19)	(0:13.25)	(0:13.17)		
8	9 SHAMBOLIC R Havlin	9	41.7	0:11.28	0:14.26 [4]	0:25.54 [4]	0:37.19 [2]	0:49.64 [2]	1:02.76 [2]	1:15.84 [2]	1:29.21 [2]	0:40.06	2419.5
			2fur	2fur	(0:14.26)	(0:11.28)	(0:11.65)	(0:12.45)	(0:13.12)	(0:13.08)	(0:13.37)		
9	2 FANNY LOGAN Andrea Atzeni	2	41.4	0:11.42	0:13.86 [2]	0:25.28 [2]	0:37.34 [3]	0:49.77 [3]	1:02.92 [3]	1:16.00 [3]	1:29.41 [3]	0:41.12	2415.7
			2fur	2fur	(0:13.86)	(0:11.42)	(0:12.06)	(0:12.43)	(0:13.15)	(0:13.08)	(0:13.41)		
10	7 PEACH TREE J A Heffernan	7	42.3	0:11.32	0:13.80 [1]	0:25.12 [1]	0:37.19 [1]	0:49.53 [1]	1:02.61 [1]	1:15.64 [1]	1:29.00 [1]	0:44.02	2411.8
			2fur	2fur	(0:13.80)	(0:11.32)	(0:12.07)	(0:12.34)	(0:13.08)	(0:13.03)	(0:13.36)		



Royal Ascot Day

Race 3: Ribblesdale Stakes - 1M 3F 211Y

20 June 2019 - 15:40



Track Rating: Soft, Weather: Fine, Rail Position: True

Distance To Go				1fur	2fur	3fur	4fur	5fur	6fur	7fur				
Field Times				0:13.80 (0:13.80)	0:25.12 (0:11.31)	0:37.19 (0:12.07)	0:49.53 (0:12.34)	1:02.61 (0:13.07)	1:15.64 (0:13.03)	1:29.00 (0:13.35)				
Rank	TAB	Horse	Barrier	Top Speed [mi/h]	Fastest Section						Last 3fur	Distance Travelled [m]		
11	1	ALTAIR	1	40.3	0:11.48	0:14.41 [7]	0:25.89 [7]	0:37.99 [7]	0:50.45 [8]	1:03.56 [8]	1:16.72 [8]	1:30.06 [8]	0:48.07	2409.3
		D O'Brien		2fur	2fur	(0:14.41)	(0:11.48)	(0:12.10)	(0:12.46)	(0:13.11)	(0:13.16)	(0:13.34)		

Track Rating: Soft, Weather: Fine, Rail Position: True

Distance To Go		8fur	9fur	10fur	11fur	Finish	Official					
Field Times		1:42.41 (1:42.41)	1:55.42 (0:13.00)	2:08.13 (0:12.70)	2:20.64 (0:12.51)	2:33.48 (0:12.84)	Finish Time					
Rank	TAB Horse	Barrier	Top Speed [mi/h]	Fastest Section					Last 3fur	Distance Travelled [m]		
1	11 STAR CATCHER L Dettori	11	41.6	0:11.34	1:43.05 [6] (0:13.33)	1:55.98 [5] (0:12.93)	2:08.13 [1] (0:12.15)	2:20.64 [1] (0:12.51)	2:33.48 [1] (0:12.84)	2:33.52	0:37.50	2420.4
2	3 FLEETING R L Moore	3	40.4	0:11.48	1:43.55 [9] (0:13.23)	1:56.28 [9] (0:12.73)	2:08.50 [6] (0:12.22)	2:20.88 [4] (0:12.38)	2:33.78 [2] (0:12.90)	2:33.80	0:37.50	2423.1
3	10 SPARKLE ROLL Oisin Murphy	10	41.0	0:11.42	1:43.33 [7] (0:13.28)	1:56.05 [7] (0:12.72)	2:08.21 [3] (0:12.16)	2:20.82 [3] (0:12.61)	2:34.00 [3] (0:13.18)	2:34.02	0:37.95	2425.4
4	8 QUEEN POWER S De Sousa	8	41.8	0:11.31	1:42.84 [4] (0:13.35)	1:55.81 [4] (0:12.97)	2:08.13 [2] (0:12.32)	2:20.76 [2] (0:12.63)	2:34.20 [4] (0:13.44)	2:34.25	0:38.39	2419.2
5	6 LOVE SO DEEP J F Egan	6	40.1	0:11.58	1:43.58 [10] (0:13.30)	1:56.31 [10] (0:12.73)	2:08.60 [9] (0:12.29)	2:21.40 [6] (0:12.80)	2:34.58 [5] (0:13.18)	2:34.55	0:38.27	2429.2
6	4 FRANKELLINA James Doyle	4	41.9	0:11.33	1:42.96 [5] (0:13.34)	1:55.99 [6] (0:13.03)	2:08.52 [7] (0:12.53)	2:21.39 [5] (0:12.87)	2:34.64 [6] (0:13.25)	2:34.62	0:38.65	2414.4
7	5 FRESNEL G P Halpin	5	40.0	0:11.54	1:43.76 [11] (0:13.30)	1:56.54 [11] (0:12.78)	2:08.80 [10] (0:12.26)	2:21.63 [8] (0:12.83)	2:34.72 [7] (0:13.09)	2:34.78	0:38.18	2421.6
8	9 SHAMBOLIC R Havlin	9	41.7	0:11.28	1:42.56 [2] (0:13.35)	1:55.56 [2] (0:13.00)	2:08.24 [4] (0:12.68)	2:21.50 [7] (0:13.26)	2:35.62 [8] (0:14.12)	2:35.67	0:40.06	2419.5
9	2 FANNY LOGAN Andrea Atzeni	2	41.4	0:11.42	1:42.73 [3] (0:13.32)	1:55.74 [3] (0:13.01)	2:08.54 [8] (0:12.80)	2:22.04 [9] (0:13.50)	2:36.86 [9] (0:14.82)	2:36.92	0:41.12	2415.7
10	7 PEACH TREE J A Heffernan	7	42.3	0:11.32	1:42.41 [1] (0:13.41)	1:55.42 [1] (0:13.01)	2:08.40 [5] (0:12.98)	2:22.51 [10] (0:14.11)	2:39.44 [10] (0:16.93)	2:39.50	0:44.02	2411.8



Royal Ascot Day

Race 3: Ribblesdale Stakes - 1M 3F 211Y

20 June 2019 - 15:40



Track Rating: Soft, Weather: Fine, Rail Position: True

Distance To Go		8fur	9fur	10fur	11fur	Finish	Official					
Field Times		1:42.41 (1:42.41)	1:55.42 (0:13.00)	2:08.13 (0:12.70)	2:20.64 (0:12.51)	2:33.48 (0:12.84)	Finish Time					
Rank	TAB Horse	Barrier	Top Speed [mi/h]	Fastest Section					Last 3fur	Distance Travelled [m]		
11	1 ALTAIR	1	40.3	0:11.48	1:43.42 [8]	1:56.24 [8]	2:09.65 [11]	2:25.74 [11]	2:44.31 [11]	2:44.20	0:48.07	2409.3
	D O'Brien		2fur	2fur	(0:13.36)	(0:12.82)	(0:13.41)	(0:16.09)	(0:18.57)			



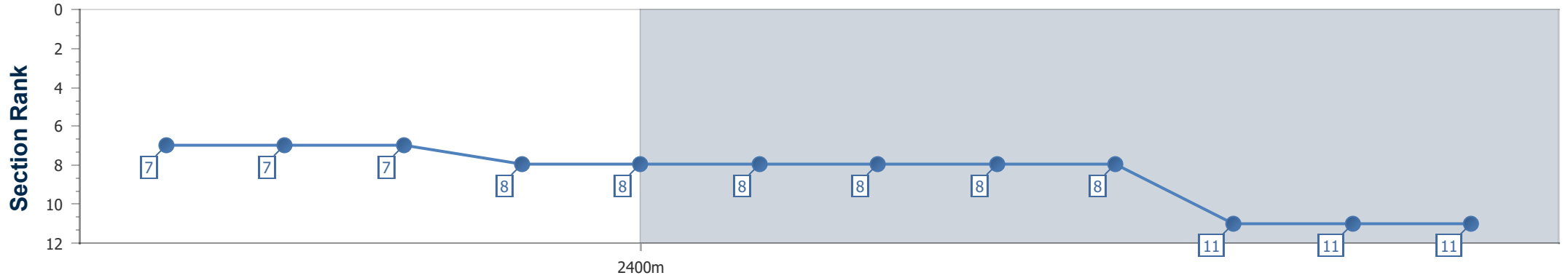
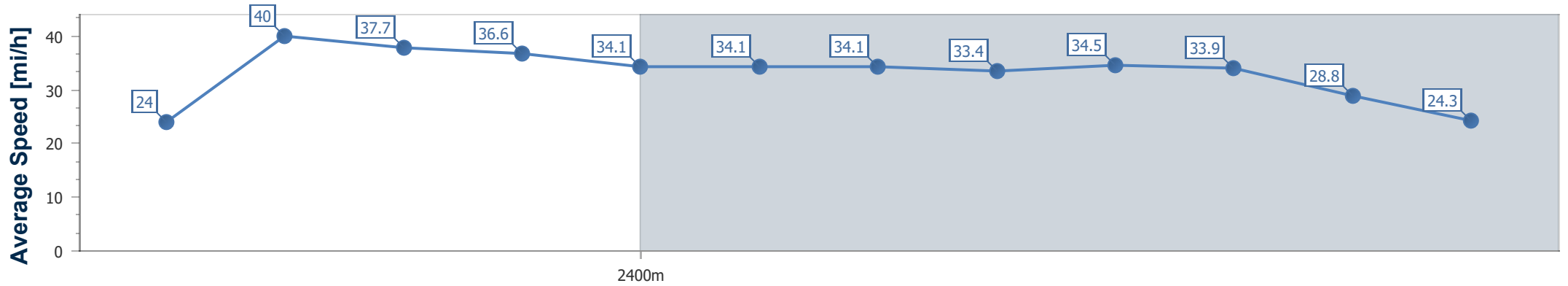
Horse Name	Altair
Finish Rank	11
Fastest Section Time (Section)	0:11.48 (2fur)
Top Speed [mi/h] (Section)	40.3 (2fur)
Race State	Finished



Royal Ascot Day
 Race 3: Ribblesdale Stakes - 1M 3F 211Y
 20 June 2019 - 15:40
 Track Rating: Firm, Weather: Fine, Rail Position: True



Distance To Go	1fur	2fur	3fur	4fur	5fur	6fur	7fur	8fur	9fur	10fur	11fur	Finish
Section Times	0:14.41 [7] (0:14.41)	0:25.89 [7] (0:11.48)	0:37.99 [7] (0:12.10)	0:50.45 [8] (0:12.46)	1:03.56 [8] (0:13.11)	1:16.72 [8] (0:13.16)	1:30.06 [8] (0:13.34)	1:43.42 [8] (0:13.36)	1:56.24 [8] (0:12.82)	2:09.65 [11] (0:13.41)	2:25.74 [11] (0:16.09)	2:44.31 [11] (0:18.57)
Average Speed [mi/h]	24.0	40.0	37.7	36.6	34.1	34.1	34.1	33.4	34.5	33.9	28.8	24.3
Top Speed [mi/h]	40.3	40.3	39.6	37.7	35.0	35.6	36.2	34.1	34.9	34.8	32.4	25.8



- [] Ranking at each section and finish
- .-.- No data available at this section
- NA No data available



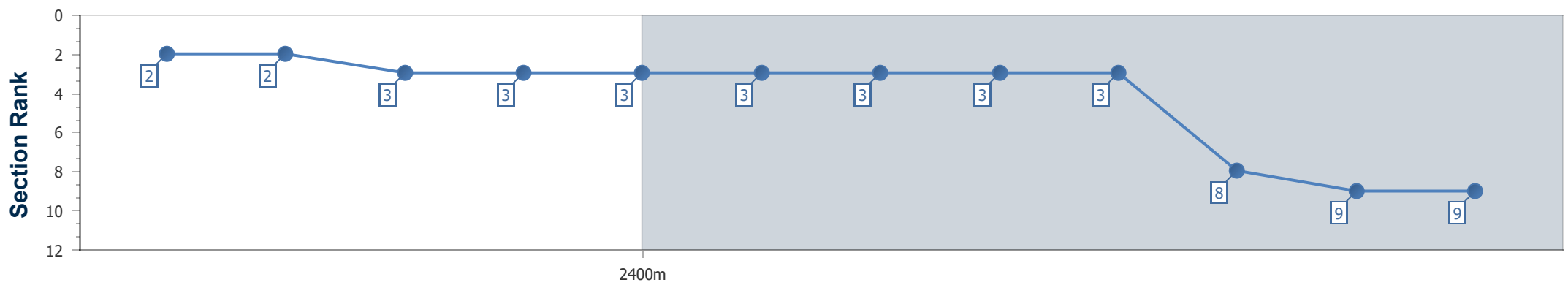
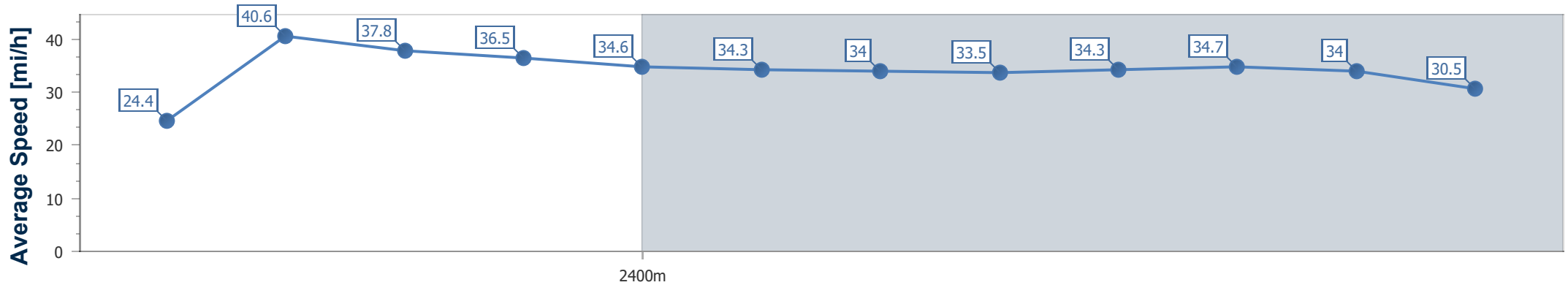
Horse Name	Fanny Logan
Finish Rank	9
Fastest Section Time (Section)	0:11.42 (2fur)
Top Speed [mi/h] (Section)	41.4 (2fur)
Race State	Finished



Royal Ascot Day
 Race 3: Ribblesdale Stakes - 1M 3F 211Y
 20 June 2019 - 15:40
 Track Rating: Firm, Weather: Fine, Rail Position: True



Distance To Go	1fur	2fur	3fur	4fur	5fur	6fur	7fur	8fur	9fur	10fur	11fur	Finish
Section Times	0:13.86 [2] (0:13.86)	0:25.28 [2] (0:11.42)	0:37.34 [3] (0:12.06)	0:49.77 [3] (0:12.43)	1:02.92 [3] (0:13.15)	1:16.00 [3] (0:13.08)	1:29.41 [3] (0:13.41)	1:42.73 [3] (0:13.32)	1:55.74 [3] (0:13.01)	2:08.54 [8] (0:12.80)	2:22.04 [9] (0:13.50)	2:36.86 [9] (0:14.82)
Average Speed [mi/h]	24.4	40.6	37.8	36.5	34.6	34.3	34.0	33.5	34.3	34.7	34.0	30.5
Top Speed [mi/h]	41.0	41.4	39.2	37.0	35.1	35.6	35.7	34.5	34.5	35.4	35.0	32.3



- [] Ranking at each section and finish
- .-.- No data available at this section
- NA No data available



Horse Name	Fleeting
Finish Rank	2
Fastest Section Time (Section)	0:11.48 (2fur)
Top Speed [mi/h] (Section)	40.4 (2fur)
Race State	Finished



Royal Ascot Day

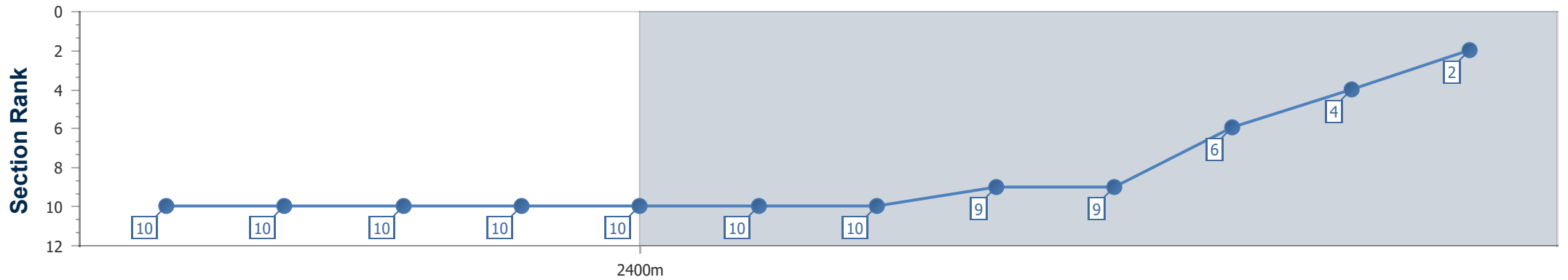
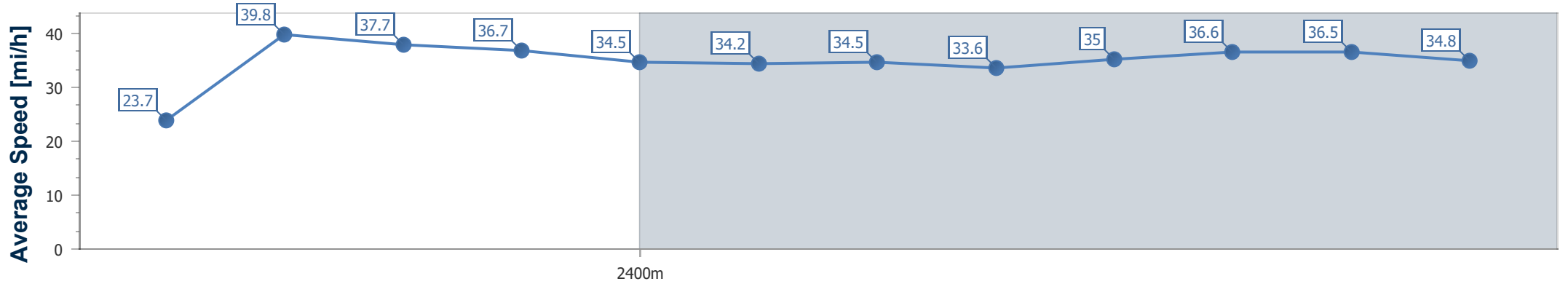
Race 3: Ribblesdale Stakes - 1M 3F 211Y



20 June 2019 - 15:40

Track Rating: Firm, Weather: Fine, Rail Position: True

Distance To Go	1fur	2fur	3fur	4fur	5fur	6fur	7fur	8fur	9fur	10fur	11fur	Finish
Section Times	0:14.71 [10] (0:14.71)	0:26.19 [10] (0:11.48)	0:38.31 [10] (0:12.12)	0:50.70 [10] (0:12.39)	1:03.85 [10] (0:13.15)	1:17.04 [10] (0:13.19)	1:30.32 [10] (0:13.28)	1:43.55 [9] (0:13.23)	1:56.28 [9] (0:12.73)	2:08.50 [6] (0:12.22)	2:20.88 [4] (0:12.38)	2:33.78 [2] (0:12.90)
Average Speed [mi/h]	23.7	39.8	37.7	36.7	34.5	34.2	34.5	33.6	35.0	36.6	36.5	34.8
Top Speed [mi/h]	39.7	40.4	39.8	37.6	35.2	35.5	35.9	34.3	35.5	37.7	36.7	35.8



- [] Ranking at each section and finish
- .-.- No data available at this section
- NA No data available





Horse Name	Frankellina
Finish Rank	6
Fastest Section Time (Section)	0:11.33 (2fur)
Top Speed [mi/h] (Section)	41.9 (2fur)
Race State	Finished



Royal Ascot Day

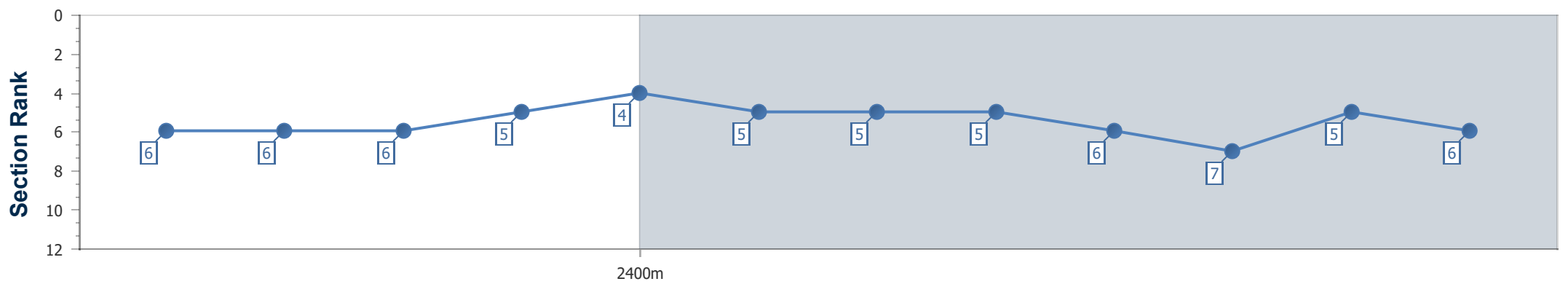
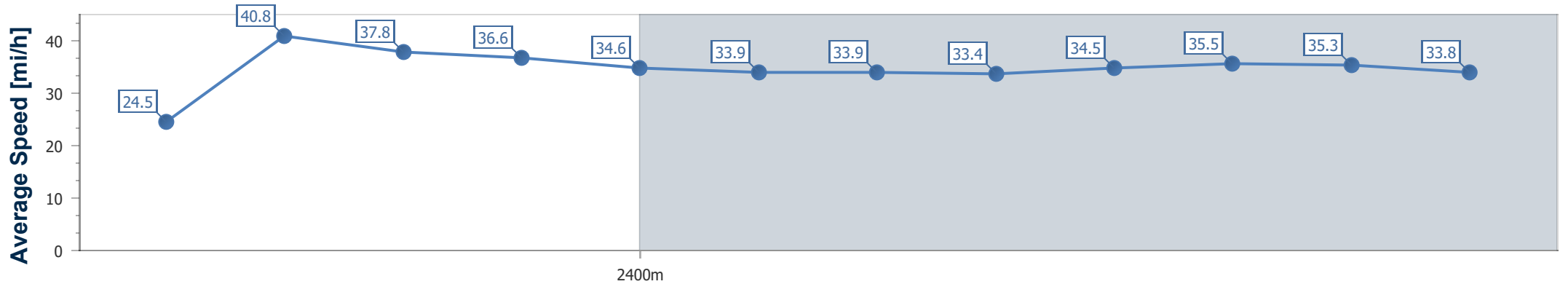
Race 3: Ribblesdale Stakes - 1M 3F 211Y



20 June 2019 - 15:40

Track Rating: Firm, Weather: Fine, Rail Position: True

Distance To Go	1fur	2fur	3fur	4fur	5fur	6fur	7fur	8fur	9fur	10fur	11fur	Finish
Section Times	0:14.39 [6] (0:14.39)	0:25.72 [6] (0:11.33)	0:37.74 [6] (0:12.02)	0:50.11 [5] (0:12.37)	1:02.94 [4] (0:12.83)	1:16.16 [5] (0:13.22)	1:29.62 [5] (0:13.46)	1:42.96 [5] (0:13.34)	1:55.99 [6] (0:13.03)	2:08.52 [7] (0:12.53)	2:21.39 [5] (0:12.87)	2:34.64 [6] (0:13.25)
Average Speed [mi/h]	24.5	40.8	37.8	36.6	34.6	33.9	33.9	33.4	34.5	35.5	35.3	33.8
Top Speed [mi/h]	40.0	41.9	38.8	37.3	35.3	35.4	36.0	34.6	34.9	36.5	36.0	34.3



- [] Ranking at each section and finish
- .-.- No data available at this section
- NA No data available



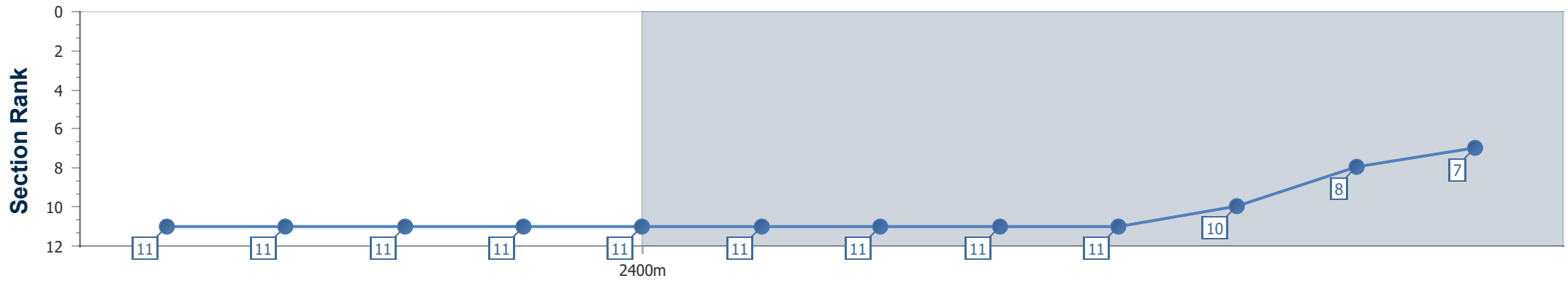
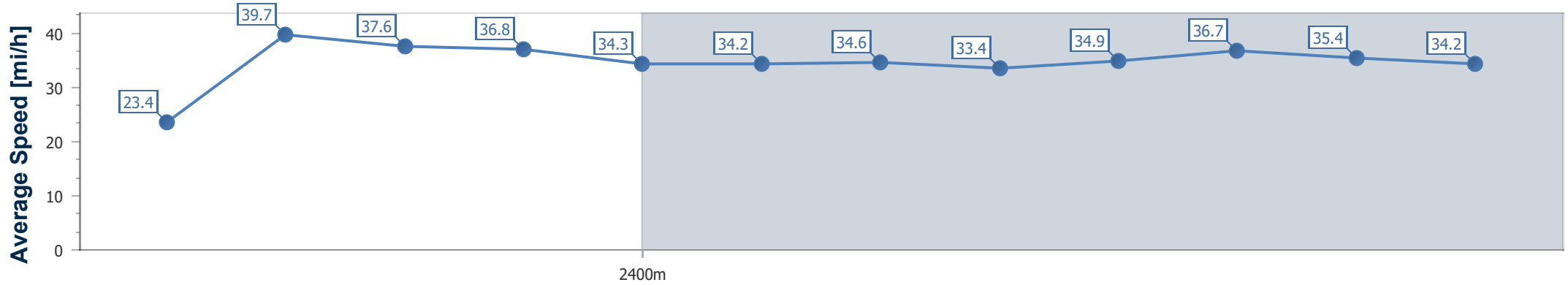
Horse Name	Fresnel
Finish Rank	7
Fastest Section Time (Section)	0:11.54 (2fur)
Top Speed [mi/h] (Section)	40.0 (2fur)
Race State	Finished



Royal Ascot Day
 Race 3: Ribblesdale Stakes - 1M 3F 211Y
 20 June 2019 - 15:40
 Track Rating: Firm, Weather: Fine, Rail Position: True



Distance To Go	1fur	2fur	3fur	4fur	5fur	6fur	7fur	8fur	9fur	10fur	11fur	Finish
Section Times	0:14.76 [11] (0:14.76)	0:26.30 [11] (0:11.54)	0:38.47 [11] (0:12.17)	0:50.85 [11] (0:12.38)	1:04.04 [11] (0:13.19)	1:17.29 [11] (0:13.25)	1:30.46 [11] (0:13.17)	1:43.76 [11] (0:13.30)	1:56.54 [11] (0:12.78)	2:08.80 [10] (0:12.26)	2:21.63 [8] (0:12.83)	2:34.72 [7] (0:13.09)
Average Speed [mi/h]	23.4	39.7	37.6	36.8	34.3	34.2	34.6	33.4	34.9	36.7	35.4	34.2
Top Speed [mi/h]	39.4	40.0	39.3	38.0	34.9	35.8	36.1	34.1	35.3	37.8	36.2	34.9



- [] Ranking at each section and finish
- .-.- No data available at this section
- NA No data available



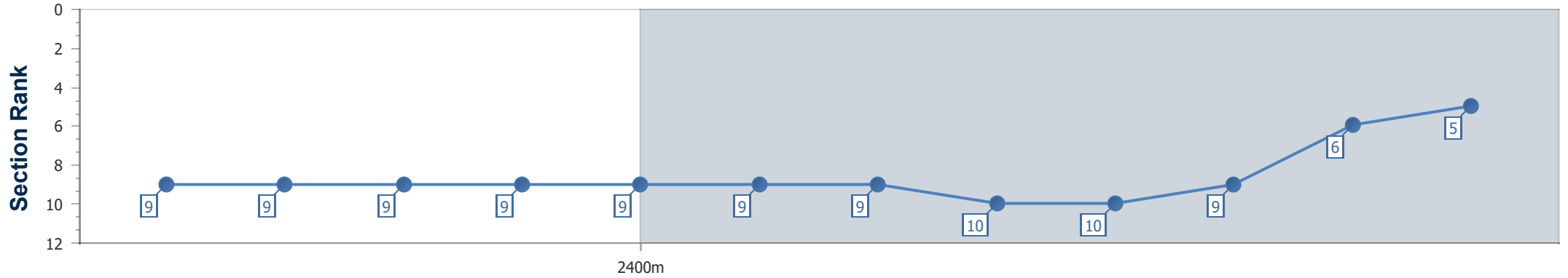
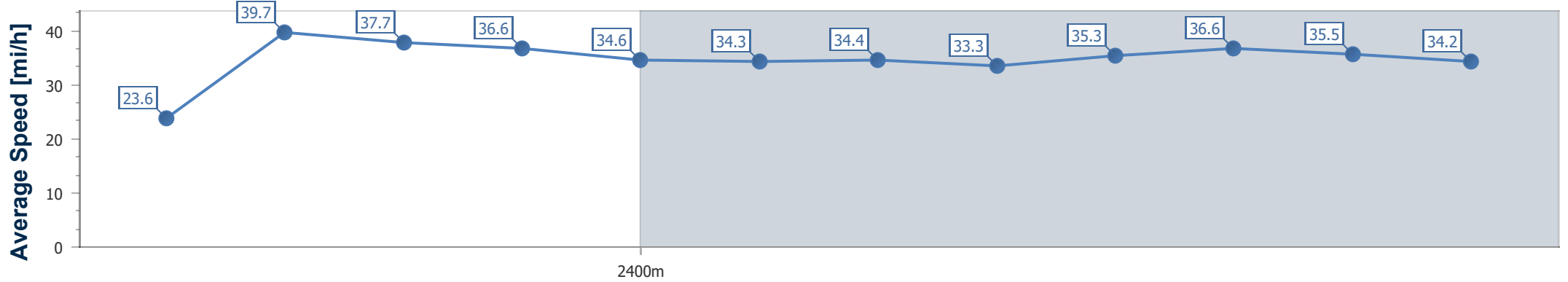
Horse Name	Love So Deep
Finish Rank	5
Fastest Section Time (Section)	0:11.58 (2fur)
Top Speed [mi/h] (Section)	40.1 (2fur)
Race State	Finished



Royal Ascot Day
 Race 3: Ribblesdale Stakes - 1M 3F 211Y
 20 June 2019 - 15:40
 Track Rating: Firm, Weather: Fine, Rail Position: True



Distance To Go	1fur	2fur	3fur	4fur	5fur	6fur	7fur	8fur	9fur	10fur	11fur	Finish
Section Times	0:14.57 [9] (0:14.57)	0:26.15 [9] (0:11.58)	0:38.28 [9] (0:12.13)	0:50.69 [9] (0:12.41)	1:03.77 [9] (0:13.08)	1:16.94 [9] (0:13.17)	1:30.28 [9] (0:13.34)	1:43.58 [10] (0:13.30)	1:56.31 [10] (0:12.73)	2:08.60 [9] (0:12.29)	2:21.40 [6] (0:12.80)	2:34.58 [5] (0:13.18)
Average Speed [mi/h]	23.6	39.7	37.7	36.6	34.6	34.3	34.4	33.3	35.3	36.6	35.5	34.2
Top Speed [mi/h]	40.1	40.1	39.2	38.3	35.4	35.8	36.9	34.6	35.8	37.1	36.9	34.8



- [] Ranking at each section and finish
- .-.- No data available at this section
- NA No data available



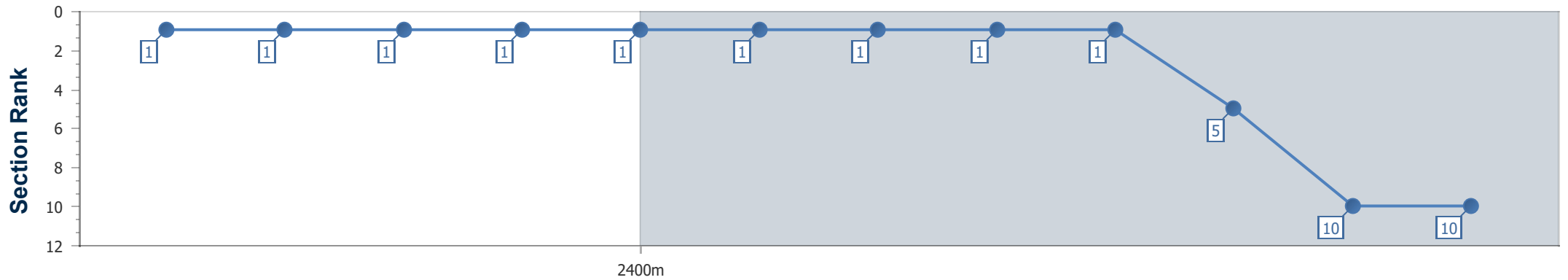
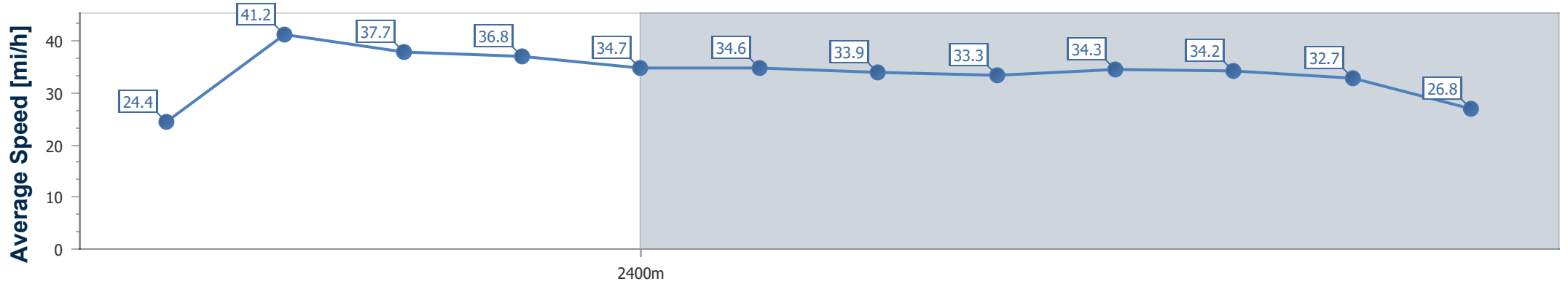
Horse Name	Peach Tree
Finish Rank	10
Fastest Section Time (Section)	0:11.32 (2fur)
Top Speed [mi/h] (Section)	42.3 (2fur)
Race State	Finished



Royal Ascot Day
 Race 3: Ribblesdale Stakes - 1M 3F 211Y
 20 June 2019 - 15:40
 Track Rating: Firm, Weather: Fine, Rail Position: True



Distance To Go	1fur	2fur	3fur	4fur	5fur	6fur	7fur	8fur	9fur	10fur	11fur	Finish
Section Times	0:13.80 [1] (0:13.80)	0:25.12 [1] (0:11.32)	0:37.19 [1] (0:12.07)	0:49.53 [1] (0:12.34)	1:02.61 [1] (0:13.08)	1:15.64 [1] (0:13.03)	1:29.00 [1] (0:13.36)	1:42.41 [1] (0:13.41)	1:55.42 [1] (0:13.01)	2:08.40 [5] (0:12.98)	2:22.51 [10] (0:14.11)	2:39.44 [10] (0:16.93)
Average Speed [mi/h]	24.4	41.2	37.7	36.8	34.7	34.6	33.9	33.3	34.3	34.2	32.7	26.8
Top Speed [mi/h]	42.2	42.3	39.3	37.3	35.3	34.9	34.9	34.3	34.7	34.9	34.1	30.2



- [] Ranking at each section and finish
- .-.- No data available at this section
- NA No data available



Horse Name	Sparkle Roll
Finish Rank	3
Fastest Section Time (Section)	0:11.42 (2fur)
Top Speed [mi/h] (Section)	41.0 (2fur)
Race State	Finished



Royal Ascot Day

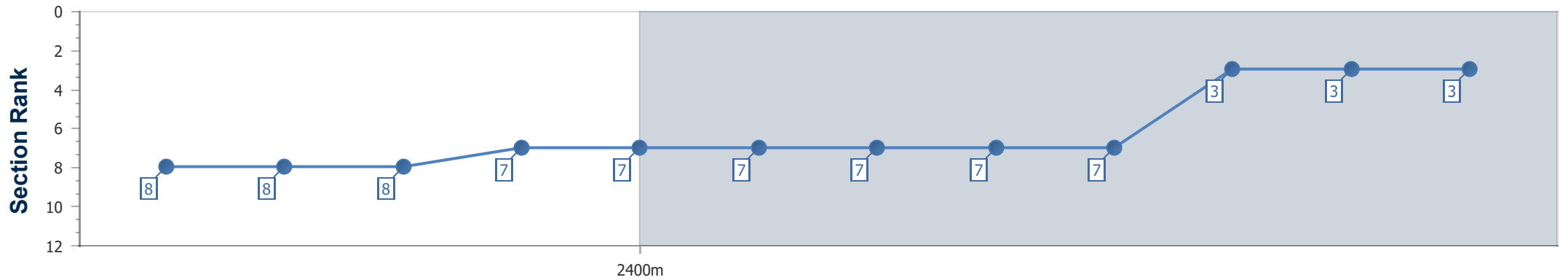
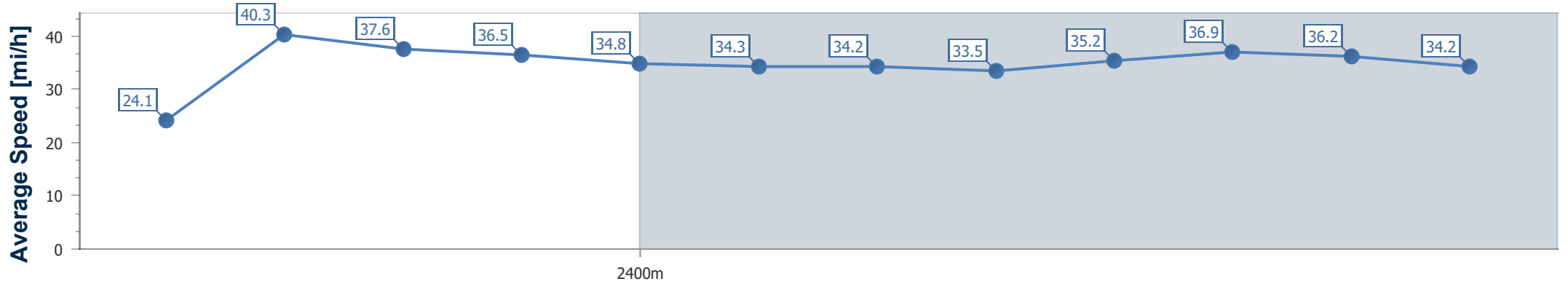
Race 3: Ribblesdale Stakes - 1M 3F 211Y



20 June 2019 - 15:40

Track Rating: Firm, Weather: Fine, Rail Position: True

Distance To Go	1fur	2fur	3fur	4fur	5fur	6fur	7fur	8fur	9fur	10fur	11fur	Finish
Section Times	0:14.49 [8] (0:14.49)	0:25.91 [8] (0:11.42)	0:38.01 [8] (0:12.10)	0:50.40 [7] (0:12.39)	1:03.50 [7] (0:13.10)	1:16.67 [7] (0:13.17)	1:30.05 [7] (0:13.38)	1:43.33 [7] (0:13.28)	1:56.05 [7] (0:12.72)	2:08.21 [3] (0:12.16)	2:20.82 [3] (0:12.61)	2:34.00 [3] (0:13.18)
Average Speed [mi/h]	24.1	40.3	37.6	36.5	34.8	34.3	34.2	33.5	35.2	36.9	36.2	34.2
Top Speed [mi/h]	39.5	41.0	39.5	37.8	35.9	35.7	36.4	34.9	35.8	37.7	37.6	34.9



- [] Ranking at each section and finish
- .-.- No data available at this section
- NA No data available





Horse Name	Star Catcher
Finish Rank	1
Fastest Section Time (Section)	0:11.34 (2fur)
Top Speed [mi/h] (Section)	41.6 (2fur)
Race State	Finished



Royal Ascot Day

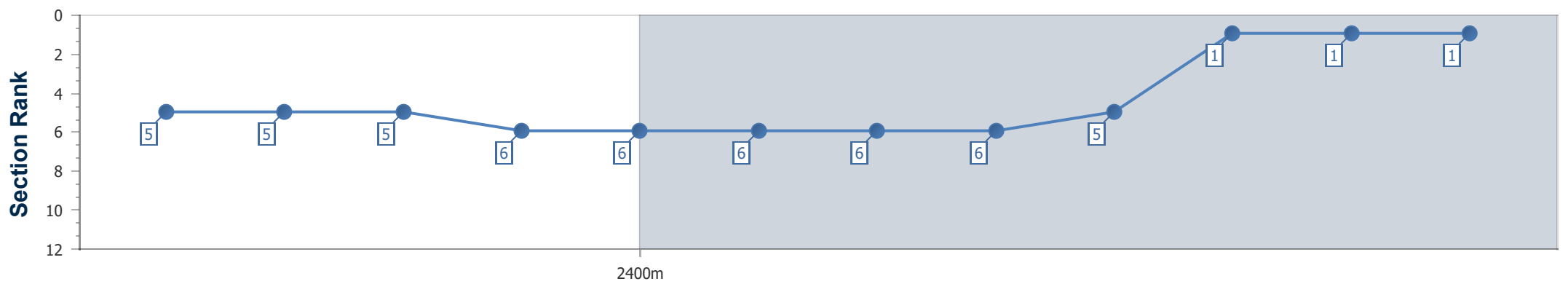
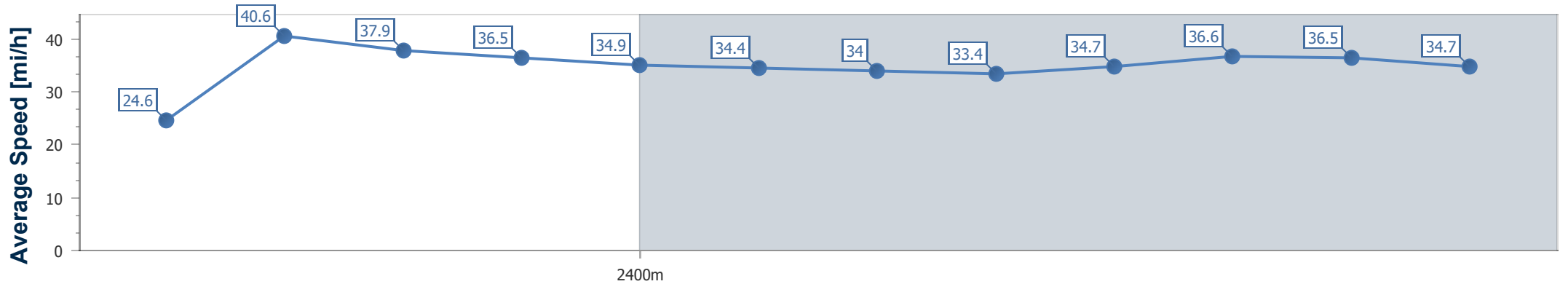
Race 3: Ribblesdale Stakes - 1M 3F 211Y



20 June 2019 - 15:40

Track Rating: Firm, Weather: Fine, Rail Position: True

Distance To Go	1fur	2fur	3fur	4fur	5fur	6fur	7fur	8fur	9fur	10fur	11fur	Finish
Section Times	0:14.33 [5] (0:14.33)	0:25.67 [5] (0:11.34)	0:37.65 [5] (0:11.98)	0:50.12 [6] (0:12.47)	1:03.24 [6] (0:13.12)	1:16.30 [6] (0:13.06)	1:29.72 [6] (0:13.42)	1:43.05 [6] (0:13.33)	1:55.98 [5] (0:12.93)	2:08.13 [1] (0:12.15)	2:20.64 [1] (0:12.51)	2:33.48 [1] (0:12.84)
Average Speed [mi/h]	24.6	40.6	37.9	36.5	34.9	34.4	34.0	33.4	34.7	36.6	36.5	34.7
Top Speed [mi/h]	39.7	41.6	39.1	37.8	35.6	35.9	36.3	35.0	35.2	37.6	37.4	35.1



- [] Ranking at each section and finish
- .-.- No data available at this section
- NA No data available



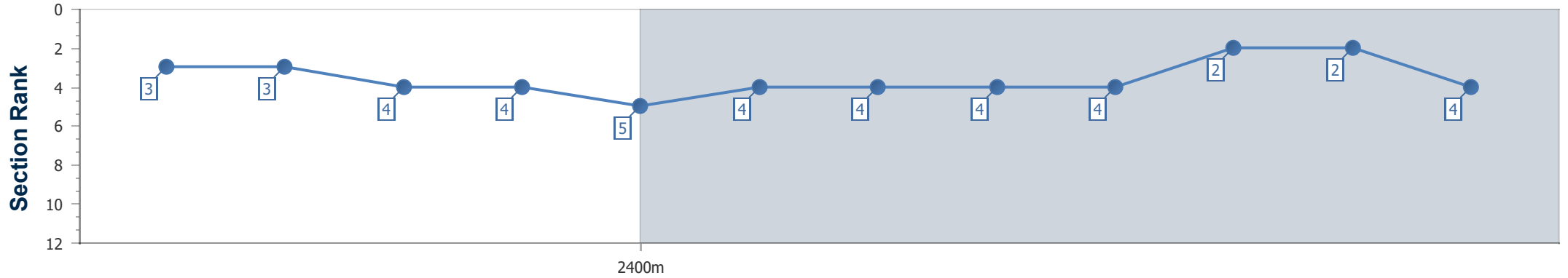
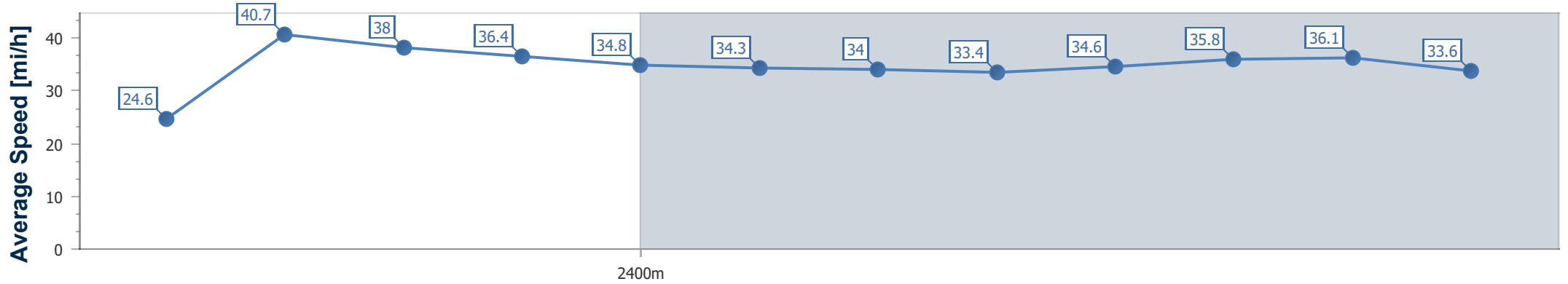
Horse Name	Queen Power
Finish Rank	4
Fastest Section Time (Section)	0:11.31 (2fur)
Top Speed [mi/h] (Section)	41.8 (2fur)
Race State	Finished



Royal Ascot Day
 Race 3: Ribblesdale Stakes - 1M 3F 211Y
 20 June 2019 - 15:40
 Track Rating: Firm, Weather: Fine, Rail Position: True



Distance To Go	1fur	2fur	3fur	4fur	5fur	6fur	7fur	8fur	9fur	10fur	11fur	Finish
Section Times	0:14.10 [3] (0:14.10)	0:25.41 [3] (0:11.31)	0:37.37 [4] (0:11.96)	0:49.86 [4] (0:12.49)	1:02.98 [5] (0:13.12)	1:16.06 [4] (0:13.08)	1:29.49 [4] (0:13.43)	1:42.84 [4] (0:13.35)	1:55.81 [4] (0:12.97)	2:08.13 [2] (0:12.32)	2:20.76 [2] (0:12.63)	2:34.20 [4] (0:13.44)
Average Speed [mi/h]	24.6	40.7	38.0	36.4	34.8	34.3	34.0	33.4	34.6	35.8	36.1	33.6
Top Speed [mi/h]	39.4	41.8	39.4	37.5	35.4	35.7	35.9	34.7	34.7	36.6	37.0	34.7



- [] Ranking at each section and finish
- .-.- No data available at this section
- NA No data available



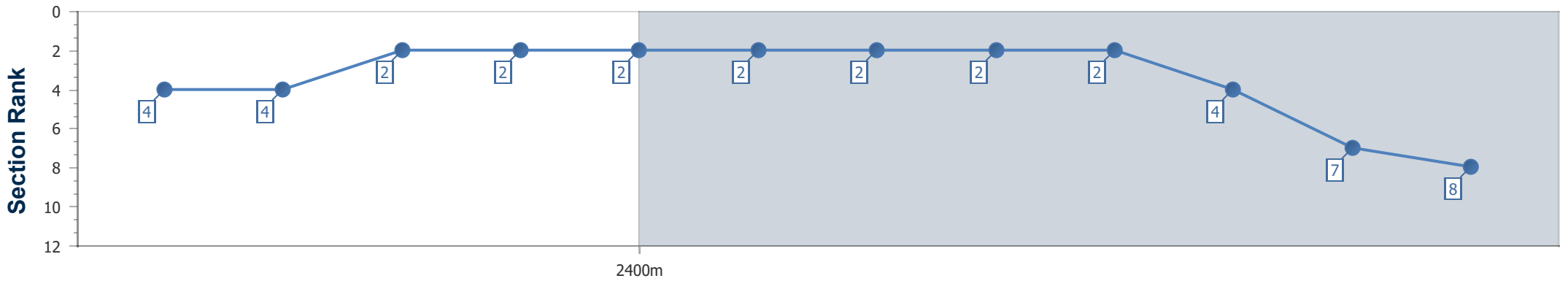
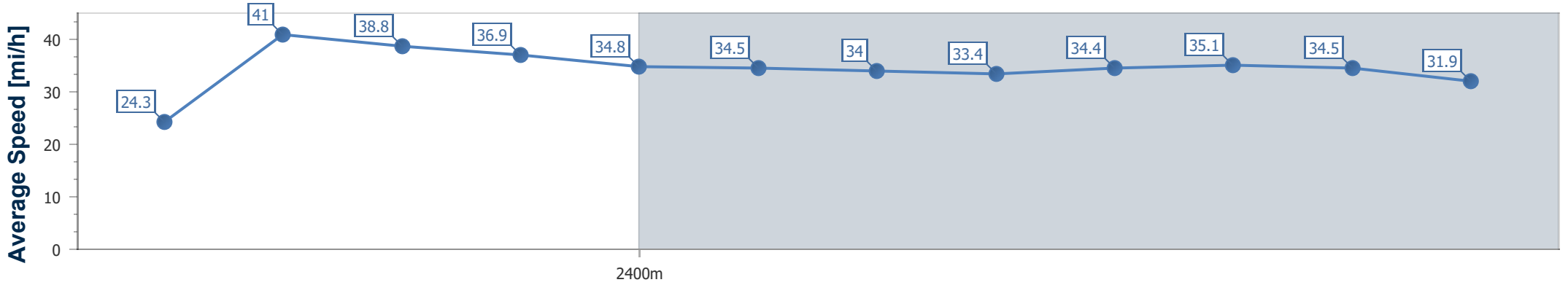
Horse Name	Shambolic
Finish Rank	8
Fastest Section Time (Section)	0:11.28 (2fur)
Top Speed [mi/h] (Section)	41.7 (2fur)
Race State	Finished



Royal Ascot Day
 Race 3: Ribblesdale Stakes - 1M 3F 211Y
 20 June 2019 - 15:40
 Track Rating: Firm, Weather: Fine, Rail Position: True



Distance To Go	1fur	2fur	3fur	4fur	5fur	6fur	7fur	8fur	9fur	10fur	11fur	Finish
Section Times	0:14.26 [4] (0:14.26)	0:25.54 [4] (0:11.28)	0:37.19 [2] (0:11.65)	0:49.64 [2] (0:12.45)	1:02.76 [2] (0:13.12)	1:15.84 [2] (0:13.08)	1:29.21 [2] (0:13.37)	1:42.56 [2] (0:13.35)	1:55.56 [2] (0:13.00)	2:08.24 [4] (0:12.68)	2:21.50 [7] (0:13.26)	2:35.62 [8] (0:14.12)
Average Speed [mi/h]	24.3	41.0	38.8	36.9	34.8	34.5	34.0	33.4	34.4	35.1	34.5	31.9
Top Speed [mi/h]	40.6	41.7	39.5	39.0	35.2	35.3	35.3	34.4	34.5	35.9	35.6	33.2



- [] Ranking at each section and finish
- .-.- No data available at this section
- NA No data available