

Track Rating: Good to firm, Weather: Fine, Rail Position: True

Distance To Go				1fur	2fur	3fur	4fur	5fur	6fur	7fur			
Field Times				0:10.98 (0:10.98)	0:24.43 (0:13.44)	0:37.74 (0:13.31)	0:51.25 (0:13.51)	1:04.97 (0:13.72)	1:18.37 (0:13.39)	1:32.21 (0:13.84)			
Rank	TAB Horse	Barrier	Top Speed [mi/h]	Fastest Section								Last 3fur	Distance Travelled [m]
1	5 CLEONTE S De Sousa	10	38.7	0:11.89 20fur	0:11.09 [2] (0:11.09)	0:24.85 [5] (0:13.76)	0:38.15 [6] (0:13.30)	0:51.69 [6] (0:13.54)	1:05.43 [6] (0:13.74)	1:18.99 [6] (0:13.56)	1:32.84 [7] (0:13.85)	0:37.38	4382.0
2	1 PALLASATOR Oisin Murphy	8	38.6	0:11.89 20fur	0:11.42 [5] (0:11.42)	0:25.14 [8] (0:13.72)	0:38.45 [8] (0:13.31)	0:51.98 [8] (0:13.53)	1:05.73 [8] (0:13.75)	1:19.26 [8] (0:13.53)	1:33.15 [9] (0:13.89)	0:37.40	4381.9
3	9 MAX DYNAMITE R L Moore	5	38.0	0:12.05 20fur	0:11.14 [3] (0:11.14)	0:24.68 [3] (0:13.54)	0:38.01 [4] (0:13.33)	0:51.54 [4] (0:13.53)	1:05.28 [4] (0:13.74)	1:18.72 [3] (0:13.44)	1:32.50 [3] (0:13.78)	0:38.49	4373.8
4	13 LUCKY DEAL F Norton	2	37.8	0:12.07 18fur	0:11.77 [10] (0:11.77)	0:25.54 [10] (0:13.77)	0:38.86 [10] (0:13.32)	0:52.41 [10] (0:13.55)	1:05.92 [9] (0:13.51)	1:19.34 [9] (0:13.42)	1:33.06 [8] (0:13.72)	0:38.48	4375.9
5	10 PADDYS MOTORBIKE L P Keniry	7	37.4	0:12.29 19fur	0:11.22 [4] (0:11.22)	0:24.59 [2] (0:13.37)	0:37.90 [2] (0:13.31)	0:51.45 [3] (0:13.55)	1:05.19 [3] (0:13.74)	1:18.76 [4] (0:13.57)	1:32.58 [4] (0:13.82)	0:39.43	4378.2
6	7 JUKEBOX JIVE D C Costello	12	37.3	0:12.38 18fur	0:11.78 [11] (0:11.78)	0:25.70 [11] (0:13.92)	0:39.02 [11] (0:13.32)	0:52.62 [11] (0:13.60)	1:06.30 [11] (0:13.68)	1:19.71 [11] (0:13.41)	1:33.39 [10] (0:13.68)	0:39.16	4381.6
7	2 CORELLI L Dettori	11	37.4	0:12.29 18fur	0:11.50 [7] (0:11.50)	0:24.82 [4] (0:13.32)	0:38.08 [5] (0:13.26)	0:51.69 [5] (0:13.61)	1:05.38 [5] (0:13.69)	1:18.89 [5] (0:13.51)	1:32.77 [6] (0:13.88)	0:40.48	4389.4
8	3 BLACK CORTON Megan Nicholls	9	37.1	0:12.29 18fur	0:10.98 [1] (0:10.98)	0:24.43 [1] (0:13.45)	0:37.74 [1] (0:13.31)	0:51.25 [1] (0:13.51)	1:04.97 [1] (0:13.72)	1:18.37 [1] (0:13.40)	1:32.21 [1] (0:13.84)	0:41.10	4377.0
9	11 PILANSBERG George Downing	6	37.4	0:12.37 19fur	0:11.51 [8] (0:11.51)	0:25.44 [9] (0:13.93)	0:38.76 [9] (0:13.32)	0:52.29 [9] (0:13.53)	1:06.01 [10] (0:13.72)	1:19.49 [10] (0:13.48)	1:33.45 [11] (0:13.96)	0:41.52	4379.4
10	6 COEUR BLIMEY David Probert	1	37.3	0:12.30 18fur	0:11.48 [6] (0:11.48)	0:24.99 [7] (0:13.51)	0:38.26 [7] (0:13.27)	0:51.81 [7] (0:13.55)	1:05.58 [7] (0:13.77)	1:19.00 [7] (0:13.42)	1:32.76 [5] (0:13.76)	0:42.48	4371.8

Scratched: Cayirli (4), Le Maitre Chat (8)

Report Created: Sat 22 June 2019 17:48 GMT+1 (Note: Timing is based on position data)

Page 1/19

[] Ranking at each section and finish
 -:-:- No data available at this section
 NA No data available

TAB Saddle cloth number
 DNF Did not finish
 DNT Did not track

data processed by





Royal Ascot Day

Race 6: Queen Alexandra Stakes - 2M 5F 143Y

22 June 2019 - 17:35



Track Rating: Good to firm, Weather: Fine, Rail Position: True

Distance To Go				1fur	2fur	3fur	4fur	5fur	6fur	7fur				
Field Times				0:10.98 (0:10.98)	0:24.43 (0:13.44)	0:37.74 (0:13.31)	0:51.25 (0:13.51)	1:04.97 (0:13.72)	1:18.37 (0:13.39)	1:32.21 (0:13.84)				
Rank	TAB Horse	Barrier	Top Speed [mi/h]	Fastest Section								Last 3fur	Distance Travelled [m]	
11	12	YOU NEVERCALL	13	37.3	0:12.45	0:11.66 [9]	0:24.86 [6]	0:37.97 [3]	0:51.41 [2]	1:05.14 [2]	1:18.52 [2]	1:32.33 [2]	0:43.58	4384.3
		James Doyle		20fur	18fur	(0:11.66)	(0:13.20)	(0:13.11)	(0:13.44)	(0:13.73)	(0:13.38)	(0:13.81)		

Scratched: Cayirli (4), Le Maitre Chat (8)

[] Ranking at each section and finish
 -:-:-:- No data available at this section
 NA No data available

TAB Saddle cloth number
 DNF Did not finish
 DNT Did not track

Track Rating: Good to firm, Weather: Fine, Rail Position: True

Distance To Go				8fur	9fur	10fur	11fur	12fur	13fur	14fur			
Field Times				1:45.95 (1:45.95)	1:59.81 (0:13.86)	2:14.25 (0:14.43)	2:27.67 (0:13.41)	2:40.46 (0:12.79)	2:53.84 (0:13.37)	3:07.56 (0:13.72)			
Rank	TAB Horse	Barrier	Top Speed [mi/h]	Fastest Section								Last 3fur	Distance Travelled [m]
1	5 CLEONTE S De Sousa	10	38.7	0:11.89	1:46.67 [7]	2:00.63 [7]	2:15.08 [6]	2:28.44 [7]	2:41.18 [7]	2:54.68 [7]	3:08.34 [7]	0:37.38	4382.0
2	1 PALLASATOR Oisin Murphy	8	38.6	0:11.89	1:46.99 [9]	2:00.95 [9]	2:15.37 [9]	2:28.69 [9]	2:41.43 [9]	2:54.90 [9]	3:08.59 [9]	0:37.40	4381.9
3	9 MAX DYNAMITE R L Moore	5	38.0	0:12.05	1:46.29 [3]	2:00.18 [3]	2:14.65 [3]	2:27.97 [3]	2:40.82 [3]	2:54.23 [3]	3:07.95 [3]	0:38.49	4373.8
4	13 LUCKY DEAL F Norton	2	37.8	0:12.07	1:46.89 [8]	2:00.80 [8]	2:15.29 [8]	2:28.65 [8]	2:41.42 [8]	2:54.81 [8]	3:08.53 [8]	0:38.48	4375.9
5	10 PADDYS MOTORBIKE L P Keniry	7	37.4	0:12.29	1:46.40 [4]	2:00.36 [4]	2:14.81 [4]	2:28.14 [4]	2:40.96 [4]	2:54.40 [4]	3:08.11 [4]	0:39.43	4378.2
6	7 JUKEBOX JIVE D C Costello	12	37.3	0:12.38	1:47.22 [10]	2:01.13 [10]	2:15.59 [10]	2:28.91 [10]	2:41.70 [10]	2:55.06 [10]	3:08.80 [10]	0:39.16	4381.6
7	2 CORELLI L Dettori	11	37.4	0:12.29	1:46.61 [6]	2:00.58 [6]	2:15.11 [7]	2:28.36 [6]	2:41.07 [6]	2:54.54 [6]	3:08.29 [6]	0:40.48	4389.4
8	3 BLACK CORTON Megan Nicholls	9	37.1	0:12.29	1:45.95 [1]	1:59.81 [1]	2:14.25 [1]	2:27.67 [1]	2:40.46 [1]	2:53.84 [1]	3:07.56 [1]	0:41.10	4377.0
9	11 PILANSBERG George Downing	6	37.4	0:12.37	1:47.30 [11]	2:01.29 [11]	2:15.64 [11]	2:28.94 [11]	2:41.72 [11]	2:55.15 [11]	3:08.86 [11]	0:41.52	4379.4
10	6 COEUR BLIMEY David Probert	1	37.3	0:12.30	1:46.56 [5]	2:00.51 [5]	2:14.97 [5]	2:28.29 [5]	2:41.06 [5]	2:54.48 [5]	3:08.25 [5]	0:42.48	4371.8

Scratched: Cayirli (4), Le Maitre Chat (8)

Report Created: Sat 22 June 2019 17:48 GMT+1 (Note: Timing is based on position data)

Page 3/19

[] Ranking at each section and finish
 -:-:- No data available at this section
 NA No data available

TAB Saddle cloth number
 DNF Did not finish
 DNT Did not track

data processed by



Track Rating: Good to firm, Weather: Fine, Rail Position: True

Distance To Go		8fur	9fur	10fur	11fur	12fur	13fur	14fur						
Field Times		1:45.95 (1:45.95)	1:59.81 (0:13.86)	2:14.25 (0:14.43)	2:27.67 (0:13.41)	2:40.46 (0:12.79)	2:53.84 (0:13.37)	3:07.56 (0:13.72)						
Rank	TAB Horse	Barrier	Top Speed [mi/h]	Fastest Section								Last 3fur	Distance Travelled [m]	
11	12	YOU NEVERCALL	13	37.3	0:12.45	1:46.12 [2]	2:00.04 [2]	2:14.53 [2]	2:27.87 [2]	2:40.73 [2]	2:54.10 [2]	3:07.88 [2]	0:43.58	4384.3
		James Doyle		20fur	18fur	(0:13.79)	(0:13.92)	(0:14.49)	(0:13.34)	(0:12.86)	(0:13.37)	(0:13.78)		

Scratched: Cayirli (4), Le Maitre Chat (8)

Track Rating: Good to firm, Weather: Fine, Rail Position: True

Distance To Go		15fur	16fur	17fur	18fur	19fur	20fur	21fur						
Field Times		3:21.98 (3:21.98)	3:35.71 (0:13.72)	3:48.81 (0:13.10)	4:01.18 (0:12.36)	4:13.47 (0:12.29)	4:25.73 (0:12.25)	4:38.32 (0:12.59)						
Rank	TAB Horse	Barrier	Top Speed [mi/h]	Fastest Section									Last 3fur	Distance Travelled [m]
1	5 CLEONTE S De Sousa	10	38.7	0:11.89	3:22.75 [6] (0:14.41)	3:36.32 [6] (0:13.57)	3:49.42 [7] (0:13.10)	4:01.69 [7] (0:12.27)	4:13.94 [5] (0:12.25)	4:25.83 [2] (0:11.89)	4:38.32 [1] (0:12.49)	0:37.38	4382.0	
2	1 PALLASATOR Oisin Murphy	8	38.6	0:11.89	3:23.02 [9] (0:14.43)	3:36.60 [9] (0:13.58)	3:49.66 [9] (0:13.06)	4:01.90 [9] (0:12.24)	4:14.09 [8] (0:12.19)	4:25.98 [4] (0:11.89)	4:38.58 [3] (0:12.60)	0:37.40	4381.9	
3	9 MAX DYNAMITE R L Moore	5	38.0	0:12.05	3:22.28 [3] (0:14.33)	3:35.99 [3] (0:13.71)	3:49.12 [4] (0:13.13)	4:01.40 [3] (0:12.28)	4:13.68 [3] (0:12.28)	4:25.73 [1] (0:12.05)	4:38.49 [2] (0:12.76)	0:38.49	4373.8	
4	13 LUCKY DEAL F Norton	2	37.8	0:12.07	3:22.93 [8] (0:14.40)	3:36.53 [8] (0:13.60)	3:49.62 [8] (0:13.09)	4:01.87 [8] (0:12.25)	4:14.23 [9] (0:12.36)	4:26.30 [7] (0:12.07)	4:39.26 [4] (0:12.96)	0:38.48	4375.9	
5	10 PADDYS MOTORBIKE L P Keniry	7	37.4	0:12.29	3:22.48 [4] (0:14.37)	3:36.16 [4] (0:13.68)	3:49.14 [5] (0:12.98)	4:01.43 [4] (0:12.29)	4:13.76 [4] (0:12.33)	4:26.09 [6] (0:12.33)	4:39.32 [5] (0:13.23)	0:39.43	4378.2	
6	7 JUKEBOX JIVE D C Costello	12	37.3	0:12.38	3:23.22 [10] (0:14.42)	3:36.77 [10] (0:13.55)	3:49.68 [10] (0:12.91)	4:02.06 [10] (0:12.38)	4:14.67 [10] (0:12.61)	4:27.07 [10] (0:12.40)	4:40.26 [8] (0:13.19)	0:39.16	4381.6	
7	2 CORELLI L Dettori	11	37.4	0:12.29	3:22.90 [7] (0:14.61)	3:36.36 [7] (0:13.46)	3:48.91 [2] (0:12.55)	4:01.25 [2] (0:12.34)	4:13.54 [2] (0:12.29)	4:25.89 [3] (0:12.35)	4:39.36 [6] (0:13.47)	0:40.48	4389.4	
8	3 BLACK CORTON Megan Nicholls	9	37.1	0:12.29	3:21.98 [1] (0:14.42)	3:35.71 [1] (0:13.73)	3:48.81 [1] (0:13.10)	4:01.18 [1] (0:12.37)	4:13.47 [1] (0:12.29)	4:26.05 [5] (0:12.58)	4:40.14 [7] (0:14.09)	0:41.10	4377.0	
9	11 PILANSBERG George Downing	6	37.4	0:12.37	3:23.31 [11] (0:14.45)	3:36.89 [11] (0:13.58)	3:49.92 [11] (0:13.03)	4:02.29 [11] (0:12.37)	4:14.90 [11] (0:12.61)	4:27.55 [11] (0:12.65)	4:41.76 [10] (0:14.21)	0:41.52	4379.4	
10	6 COEUR BLIMEY David Probert	1	37.3	0:12.30	3:22.56 [5] (0:14.31)	3:36.24 [5] (0:13.68)	3:49.37 [6] (0:13.13)	4:01.67 [6] (0:12.30)	4:14.02 [6] (0:12.35)	4:27.04 [9] (0:13.02)	4:41.60 [9] (0:14.56)	0:42.48	4371.8	

Scratched: Cayirli (4), Le Maitre Chat (8)

Report Created: Sat 22 June 2019 17:48 GMT+1 (Note: Timing is based on position data)

[] Ranking at each section and finish
 -:-:- No data available at this section
 NA No data available

TAB Saddle cloth number
 DNF Did not finish
 DNT Did not track

data processed by

Track Rating: Good to firm, Weather: Fine, Rail Position: True

Distance To Go		15fur	16fur	17fur	18fur	19fur	20fur	21fur						
Field Times		3:21.98 (3:21.98)	3:35.71 (0:13.72)	3:48.81 (0:13.10)	4:01.18 (0:12.36)	4:13.47 (0:12.29)	4:25.73 (0:12.25)	4:38.32 (0:12.59)						
Rank	TAB Horse	Barrier	Top Speed [mi/h]	Fastest Section								Last 3fur	Distance Travelled [m]	
11	12	YOU NEVERCALL	13	37.3	0:12.45	3:22.19 [2]	3:35.89 [2]	3:49.12 [3]	4:01.57 [5]	4:14.04 [7]	4:26.65 [8]	4:41.80 [11]	0:43.58	4384.3
		James Doyle		20fur	18fur	(0:14.31)	(0:13.70)	(0:13.23)	(0:12.45)	(0:12.47)	(0:12.61)	(0:15.15)		

Scratched: Cayirli (4), Le Maitre Chat (8)

Track Rating: Good to firm, Weather: Fine, Rail Position: True

Distance To Go				Finish	Official		
Field Times				4:51.32	Finish Time		
				(4:51.32)			
Rank	TAB Horse	Barrier	Top Speed [mi/h]	Fastest Section		Last 3fur	Distance Travelled [m]
1	5 CLEONTE S De Sousa	10	38.7 20fur	0:11.89 20fur	4:51.32 [1] (0:13.00)	4:51.22	0:37.38 4382.0
2	1 PALLASATOR Oisin Murphy	8	38.6 20fur	0:11.89 20fur	4:51.49 [2] (0:12.91)	4:51.43	0:37.40 4381.9
3	9 MAX DYNAMITE R L Moore	5	38.0 20fur	0:12.05 20fur	4:52.17 [3] (0:13.68)	4:52.11	0:38.49 4373.8
4	13 LUCKY DEAL F Norton	2	37.8 18fur	0:12.07 20fur	4:52.71 [4] (0:13.45)	4:52.66	0:38.48 4375.9
5	10 PADDYS MOTORBIKE L P Keniry	7	37.4 19fur	0:12.29 18fur	4:53.19 [5] (0:13.87)	4:53.14	0:39.43 4378.2
6	7 JUKEBOX JIVE D C Costello	12	37.3 18fur	0:12.38 18fur	4:53.83 [6] (0:13.57)	4:53.68	0:39.16 4381.6
7	2 CORELLI L Dettori	11	37.4 18fur	0:12.29 19fur	4:54.02 [7] (0:14.66)	4:53.92	0:40.48 4389.4
8	3 BLACK CORTON Megan Nicholls	9	37.1 18fur	0:12.29 19fur	4:54.57 [8] (0:14.43)	4:54.57	0:41.10 4377.0
9	11 PILANSBERG George Downing	6	37.4 19fur	0:12.37 18fur	4:56.42 [9] (0:14.66)	4:56.39	0:41.52 4379.4
10	6 COEUR BLIMEY David Probert	1	37.3 18fur	0:12.30 18fur	4:56.50 [10] (0:14.90)	4:56.47	0:42.48 4371.8

Scratched: Cayirli (4), Le Maitre Chat (8)

Report Created: Sat 22 June 2019 17:48 GMT+1 (Note: Timing is based on position data)

Page 7/19

[] Ranking at each section and finish
 -:-:- No data available at this section
 NA No data available

TAB Saddle cloth number
 DNF Did not finish
 DNT Did not track

data processed by



Royal Ascot Day

Race 6: Queen Alexandra Stakes - 2M 5F 143Y

22 June 2019 - 17:35



Track Rating: Good to firm, Weather: Fine, Rail Position: True

Distance To Go				Finish					
Field Times				4:51.32		Official			
				(4:51.32)		Finish Time			
Rank	TAB Horse	Barrier	Top Speed [mi/h]	Fastest Section				Last 3fur	Distance Travelled [m]
11	12 YOU NEVERCALL	13	37.3	0:12.45	4:57.62 [11]	4:57.59		0:43.58	4384.3
	James Doyle		20fur	18fur	(0:15.82)				

Scratched: Cayirli (4), Le Maitre Chat (8)



Horse Name	Cleonte
Finish Rank	1
Fastest Section Time (Section)	0:11.89 (20fur)
Top Speed [mi/h] (Section)	38.7 (20fur)
Race State	Finished



Royal Ascot Day

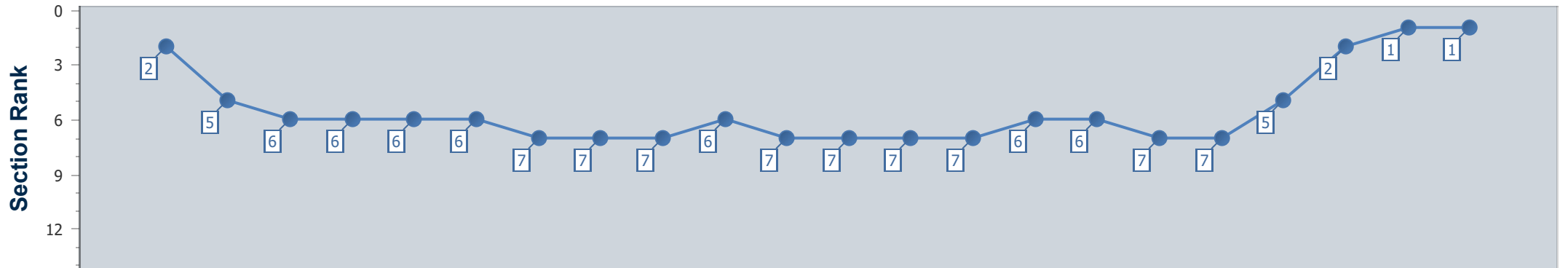
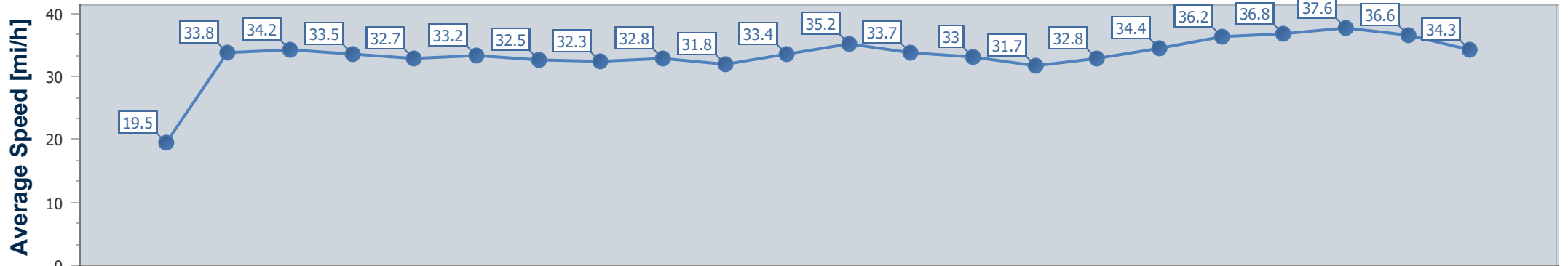
Race 6: Queen Alexandra Stakes - 2M 5F 143Y



22 June 2019 - 17:35

Track Rating: Firm, Weather: Fine, Rail Position: True

Distance To Go	10fur	11fur	12fur	13fur	14fur	15fur	16fur	17fur	18fur	19fur	20fur	21fur	Finish
Section Times	2:15.08 [6] (0:14.45)	2:28.44 [7] (0:13.36)	2:41.18 [7] (0:12.74)	2:54.68 [7] (0:13.50)	3:08.34 [7] (0:13.66)	3:22.75 [6] (0:14.41)	3:36.32 [6] (0:13.57)	3:49.42 [7] (0:13.10)	4:01.69 [7] (0:12.27)	4:13.94 [5] (0:12.25)	4:25.83 [2] (0:11.89)	4:38.32 [1] (0:12.49)	4:51.32 [1] (0:13.00)
Average Speed [mi/h]	31.8	33.4	35.2	33.7	33.0	31.7	32.8	34.4	36.2	36.8	37.6	36.6	34.3
Top Speed [mi/h]	32.2	34.4	35.6	35.3	33.4	32.4	34.5	35.3	37.4	37.4	38.7	37.5	35.0



- [] Ranking at each section and finish
- .-.- No data available at this section
- NA No data available





Horse Name	Lucky Deal
Finish Rank	4
Fastest Section Time (Section)	0:12.07 (20fur)
Top Speed [mi/h] (Section)	37.8 (18fur)
Race State	Finished



Royal Ascot Day

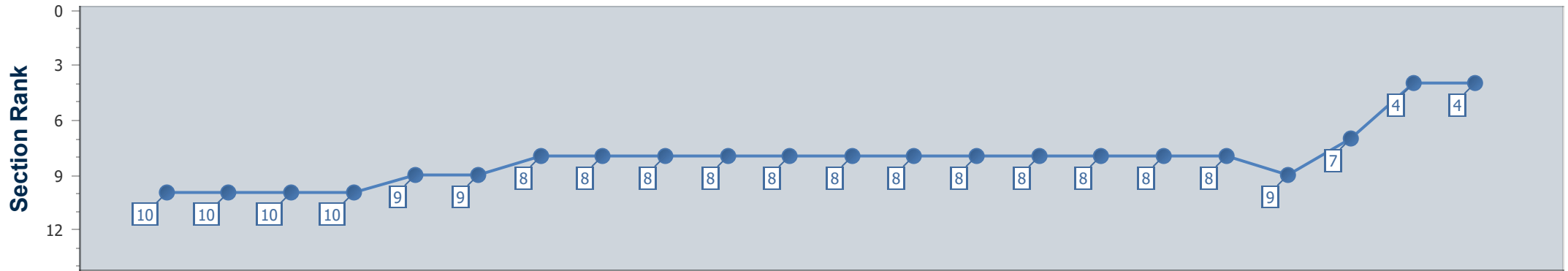
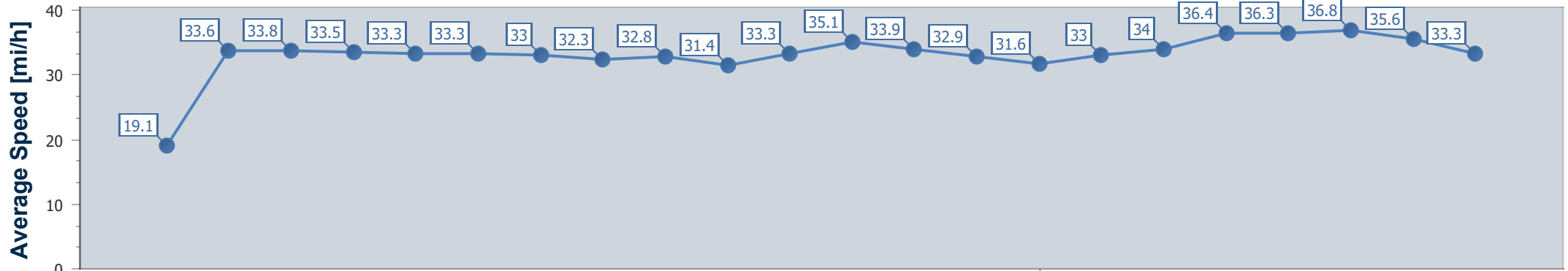
Race 6: Queen Alexandra Stakes - 2M 5F 143Y



22 June 2019 - 17:35

Track Rating: Firm, Weather: Fine, Rail Position: True

Distance To Go	10fur	11fur	12fur	13fur	14fur	15fur	16fur	17fur	18fur	19fur	20fur	21fur	Finish
Section Times	2:15.29 [8] (0:14.49)	2:28.65 [8] (0:13.36)	2:41.42 [8] (0:12.77)	2:54.81 [8] (0:13.39)	3:08.53 [8] (0:13.72)	3:22.93 [8] (0:14.40)	3:36.53 [8] (0:13.60)	3:49.62 [8] (0:13.09)	4:01.87 [8] (0:12.25)	4:14.23 [9] (0:12.36)	4:26.30 [7] (0:12.07)	4:39.26 [4] (0:12.96)	4:52.71 [4] (0:13.45)
Average Speed [mi/h]	31.4	33.3	35.1	33.9	32.9	31.6	33.0	34.0	36.4	36.3	36.8	35.6	33.3
Top Speed [mi/h]	31.8	34.3	35.7	35.2	33.5	32.7	34.1	34.7	37.8	37.7	37.5	37.5	34.1



- [] Ranking at each section and finish
- .-.- No data available at this section
- NA No data available



Horse Name	Pallasator
Finish Rank	2
Fastest Section Time (Section)	0:11.89 (20fur)
Top Speed [mi/h] (Section)	38.6 (20fur)
Race State	Finished



Royal Ascot Day

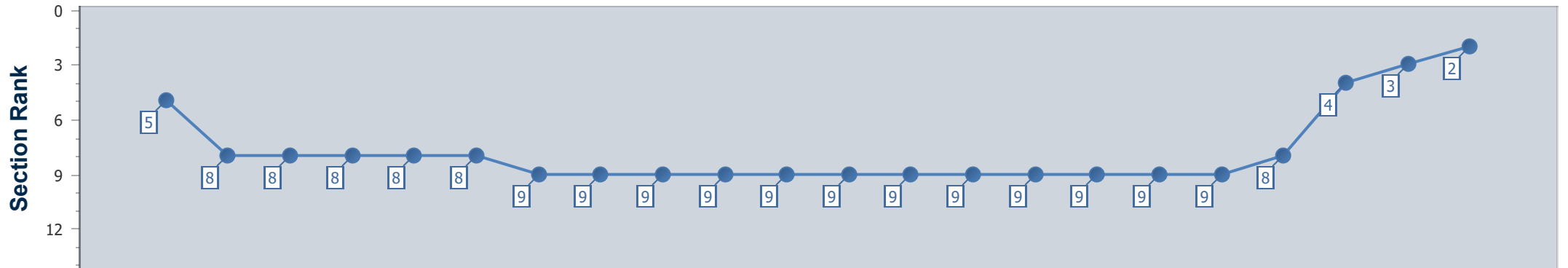
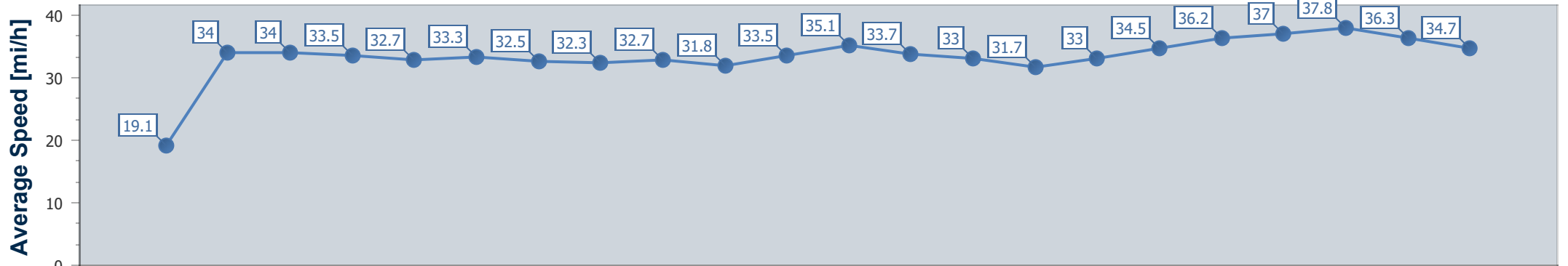
Race 6: Queen Alexandra Stakes - 2M 5F 143Y



22 June 2019 - 17:35

Track Rating: Firm, Weather: Fine, Rail Position: True

Distance To Go	10fur	11fur	12fur	13fur	14fur	15fur	16fur	17fur	18fur	19fur	20fur	21fur	Finish
Section Times	2:15.37 [9] (0:14.42)	2:28.69 [9] (0:13.32)	2:41.43 [9] (0:12.74)	2:54.90 [9] (0:13.47)	3:08.59 [9] (0:13.69)	3:23.02 [9] (0:14.43)	3:36.60 [9] (0:13.58)	3:49.66 [9] (0:13.06)	4:01.90 [9] (0:12.24)	4:14.09 [8] (0:12.19)	4:25.98 [4] (0:11.89)	4:38.58 [3] (0:12.60)	4:51.49 [2] (0:12.91)
Average Speed [mi/h]	31.8	33.5	35.1	33.7	33.0	31.7	33.0	34.5	36.2	37.0	37.8	36.3	34.7
Top Speed [mi/h]	32.3	34.7	35.8	35.2	33.4	32.7	34.4	35.5	37.7	37.6	38.6	37.9	35.1



- [] Ranking at each section and finish
- .-.- No data available at this section
- NA No data available





Horse Name	Corelli
Finish Rank	7
Fastest Section Time (Section)	0:12.29 (19fur)
Top Speed [mi/h] (Section)	37.4 (18fur)
Race State	Finished



Royal Ascot Day

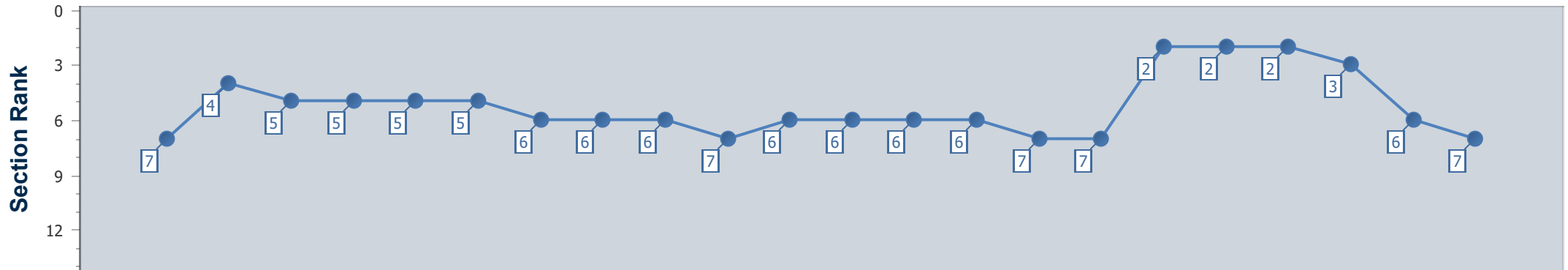
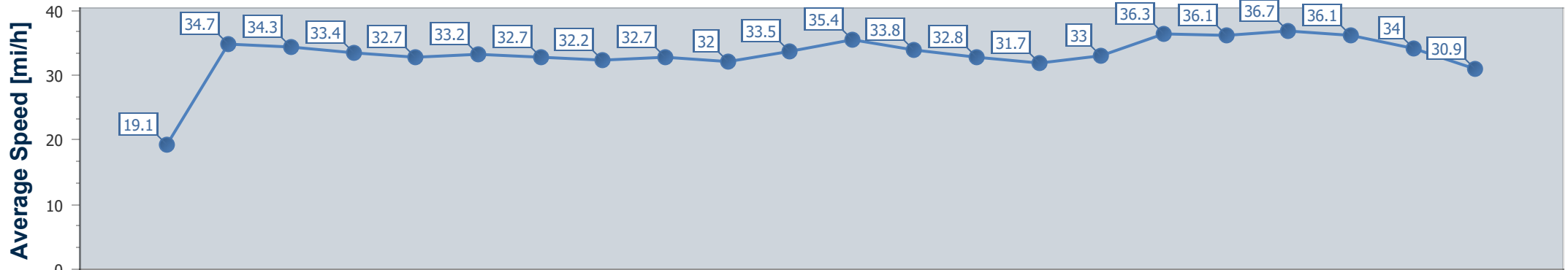
Race 6: Queen Alexandra Stakes - 2M 5F 143Y



22 June 2019 - 17:35

Track Rating: Firm, Weather: Fine, Rail Position: True

Distance To Go	10fur	11fur	12fur	13fur	14fur	15fur	16fur	17fur	18fur	19fur	20fur	21fur	Finish
Section Times	2:15.11 [7] (0:14.53)	2:28.36 [6] (0:13.25)	2:41.07 [6] (0:12.71)	2:54.54 [6] (0:13.47)	3:08.29 [6] (0:13.75)	3:22.90 [7] (0:14.61)	3:36.36 [7] (0:13.46)	3:48.91 [2] (0:12.55)	4:01.25 [2] (0:12.34)	4:13.54 [2] (0:12.29)	4:25.89 [3] (0:12.35)	4:39.36 [6] (0:13.47)	4:54.02 [7] (0:14.66)
Average Speed [mi/h]	32.0	33.5	35.4	33.8	32.8	31.7	33.0	36.3	36.1	36.7	36.1	34.0	30.9
Top Speed [mi/h]	32.3	34.6	35.8	35.5	33.1	32.7	35.1	37.4	37.4	37.4	36.9	35.6	32.1



- [] Ranking at each section and finish
- .-.- No data available at this section
- NA No data available





Horse Name	Black Corton
Finish Rank	8
Fastest Section Time (Section)	0:12.29 (19fur)
Top Speed [mi/h] (Section)	37.1 (18fur)
Race State	Finished



Royal Ascot Day

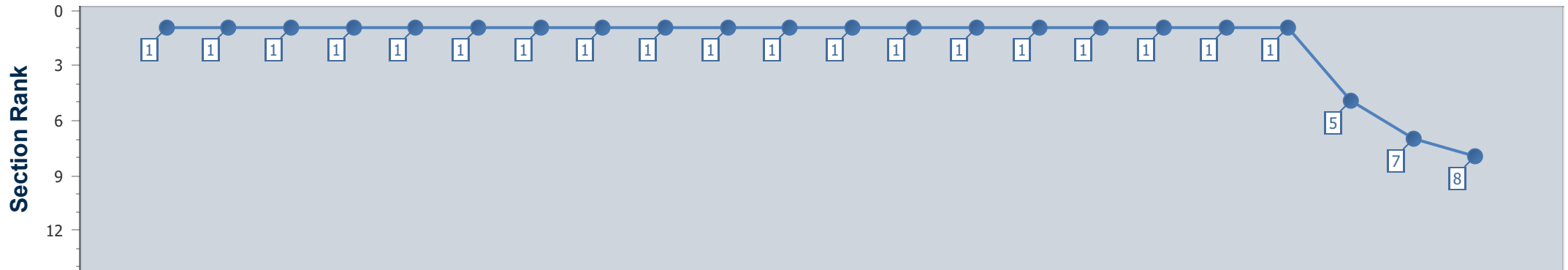
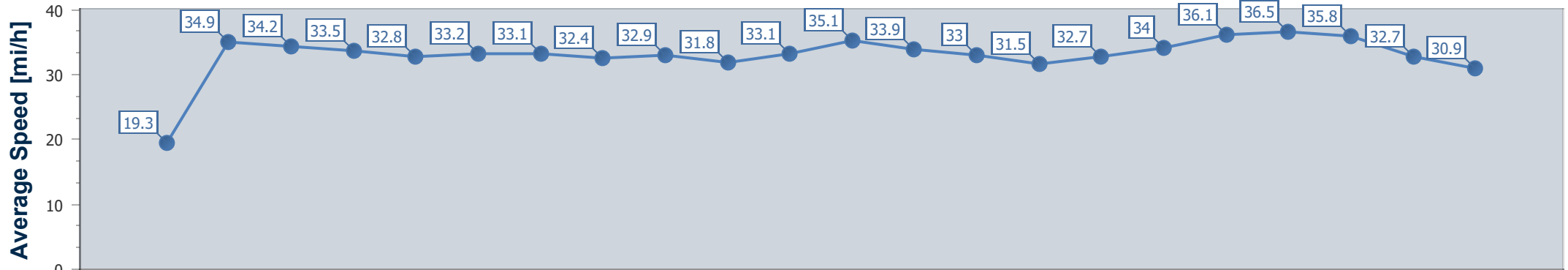
Race 6: Queen Alexandra Stakes - 2M 5F 143Y



22 June 2019 - 17:35

Track Rating: Firm, Weather: Fine, Rail Position: True

Distance To Go	10fur	11fur	12fur	13fur	14fur	15fur	16fur	17fur	18fur	19fur	20fur	21fur	Finish
Section Times	2:14.25 [1] (0:14.44)	2:27.67 [1] (0:13.42)	2:40.46 [1] (0:12.79)	2:53.84 [1] (0:13.38)	3:07.56 [1] (0:13.72)	3:21.98 [1] (0:14.42)	3:35.71 [1] (0:13.73)	3:48.81 [1] (0:13.10)	4:01.18 [1] (0:12.37)	4:13.47 [1] (0:12.29)	4:26.05 [5] (0:12.58)	4:40.14 [7] (0:14.09)	4:54.57 [8] (0:14.43)
Average Speed [mi/h]	31.8	33.1	35.1	33.9	33.0	31.5	32.7	34.0	36.1	36.5	35.8	32.7	30.9
Top Speed [mi/h]	32.2	34.2	35.6	35.0	33.5	31.8	33.3	34.9	37.1	37.1	36.5	34.8	31.8



- [] Ranking at each section and finish
- .-.- No data available at this section
- NA No data available





Horse Name	Coeur Blimey
Finish Rank	10
Fastest Section Time (Section)	0:12.30 (18fur)
Top Speed [mi/h] (Section)	37.3 (18fur)
Race State	Finished



Royal Ascot Day

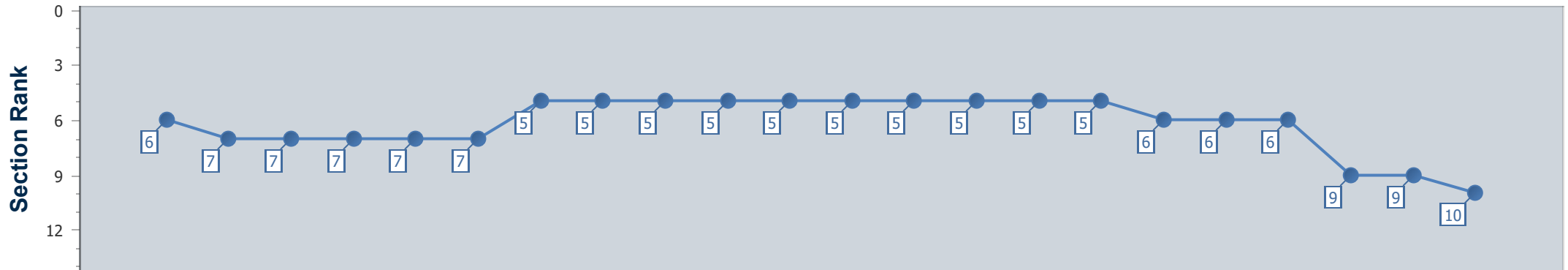
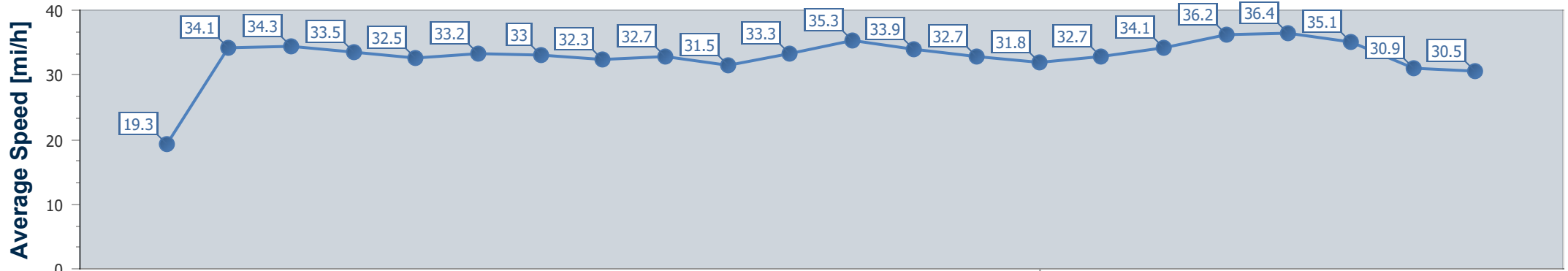
Race 6: Queen Alexandra Stakes - 2M 5F 143Y



22 June 2019 - 17:35

Track Rating: Firm, Weather: Fine, Rail Position: True

Distance To Go	10fur	11fur	12fur	13fur	14fur	15fur	16fur	17fur	18fur	19fur	20fur	21fur	Finish
Section Times	2:14.97 [5] (0:14.46)	2:28.29 [5] (0:13.32)	2:41.06 [5] (0:12.77)	2:54.48 [5] (0:13.42)	3:08.25 [5] (0:13.77)	3:22.56 [5] (0:14.31)	3:36.24 [5] (0:13.68)	3:49.37 [6] (0:13.13)	4:01.67 [6] (0:12.30)	4:14.02 [6] (0:12.35)	4:27.04 [9] (0:13.02)	4:41.60 [9] (0:14.56)	4:56.50 [10] (0:14.90)
Average Speed [mi/h]	31.5	33.3	35.3	33.9	32.7	31.8	32.7	34.1	36.2	36.4	35.1	30.9	30.5
Top Speed [mi/h]	32.0	34.5	35.7	35.3	33.3	32.5	33.9	34.9	37.3	37.3	36.3	32.6	31.2



- [] Ranking at each section and finish
- .-.- No data available at this section
- NA No data available



Horse Name	Max Dynamite
Finish Rank	3
Fastest Section Time (Section)	0:12.05 (20fur)
Top Speed [mi/h] (Section)	38.0 (20fur)
Race State	Finished



Royal Ascot Day

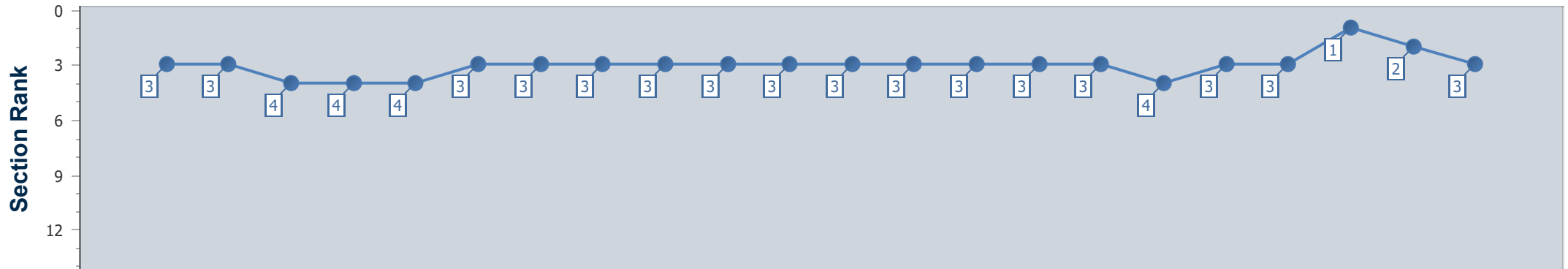
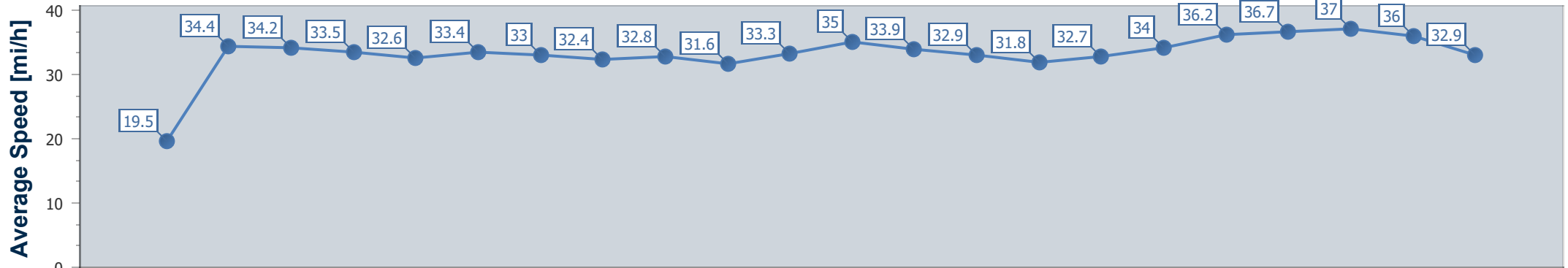
Race 6: Queen Alexandra Stakes - 2M 5F 143Y



22 June 2019 - 17:35

Track Rating: Firm, Weather: Fine, Rail Position: True

Distance To Go	10fur	11fur	12fur	13fur	14fur	15fur	16fur	17fur	18fur	19fur	20fur	21fur	Finish
Section Times	2:14.65 [3] (0:14.47)	2:27.97 [3] (0:13.32)	2:40.82 [3] (0:12.85)	2:54.23 [3] (0:13.41)	3:07.95 [3] (0:13.72)	3:22.28 [3] (0:14.33)	3:35.99 [3] (0:13.71)	3:49.12 [4] (0:13.13)	4:01.40 [3] (0:12.28)	4:13.68 [3] (0:12.28)	4:25.73 [1] (0:12.05)	4:38.49 [2] (0:12.76)	4:52.17 [3] (0:13.68)
Average Speed [mi/h]	31.6	33.3	35.0	33.9	32.9	31.8	32.7	34.0	36.2	36.7	37.0	36.0	32.9
Top Speed [mi/h]	32.1	34.2	35.6	35.0	33.4	32.2	33.6	35.0	37.4	37.4	38.0	37.2	34.0



- [] Ranking at each section and finish
- .-.- No data available at this section
- NA No data available



Horse Name	Paddys Motorbike
Finish Rank	5
Fastest Section Time (Section)	0:12.29 (18fur)
Top Speed [mi/h] (Section)	37.4 (19fur)
Race State	Finished



Royal Ascot Day

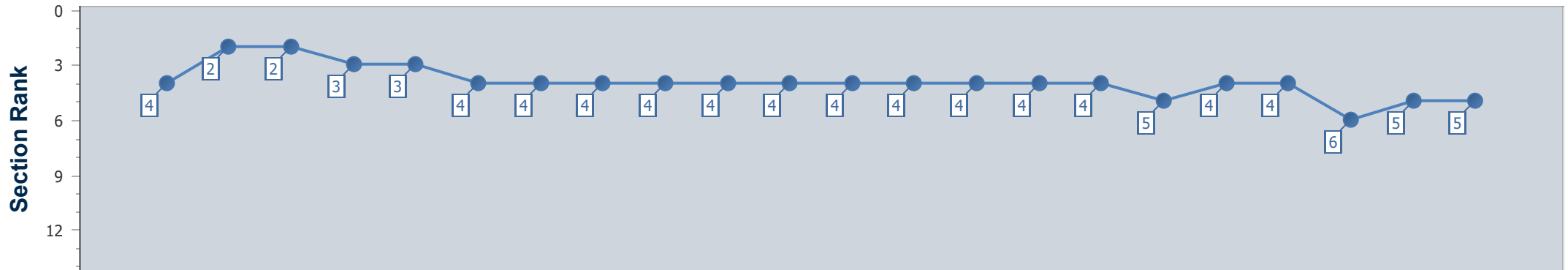
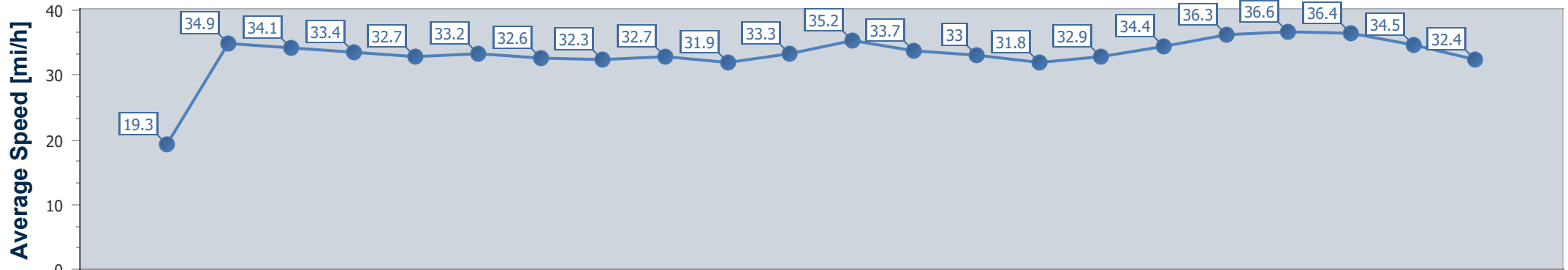
Race 6: Queen Alexandra Stakes - 2M 5F 143Y



22 June 2019 - 17:35

Track Rating: Firm, Weather: Fine, Rail Position: True

Distance To Go	10fur	11fur	12fur	13fur	14fur	15fur	16fur	17fur	18fur	19fur	20fur	21fur	Finish
Section Times	2:14.81 [4] (0:14.45)	2:28.14 [4] (0:13.33)	2:40.96 [4] (0:12.82)	2:54.40 [4] (0:13.44)	3:08.11 [4] (0:13.71)	3:22.48 [4] (0:14.37)	3:36.16 [4] (0:13.68)	3:49.14 [5] (0:12.98)	4:01.43 [4] (0:12.29)	4:13.76 [4] (0:12.33)	4:26.09 [6] (0:12.33)	4:39.32 [5] (0:13.23)	4:53.19 [5] (0:13.87)
Average Speed [mi/h]	31.9	33.3	35.2	33.7	33.0	31.8	32.9	34.4	36.3	36.6	36.4	34.5	32.4
Top Speed [mi/h]	32.2	34.3	35.6	35.0	33.3	32.4	33.6	35.5	37.4	37.4	37.3	35.9	33.0



- [] Ranking at each section and finish
- .-.- No data available at this section
- NA No data available





Horse Name	Younevercall
Finish Rank	11
Fastest Section Time (Section)	0:12.45 (18fur)
Top Speed [mi/h] (Section)	37.3 (20fur)
Race State	Finished



Royal Ascot Day

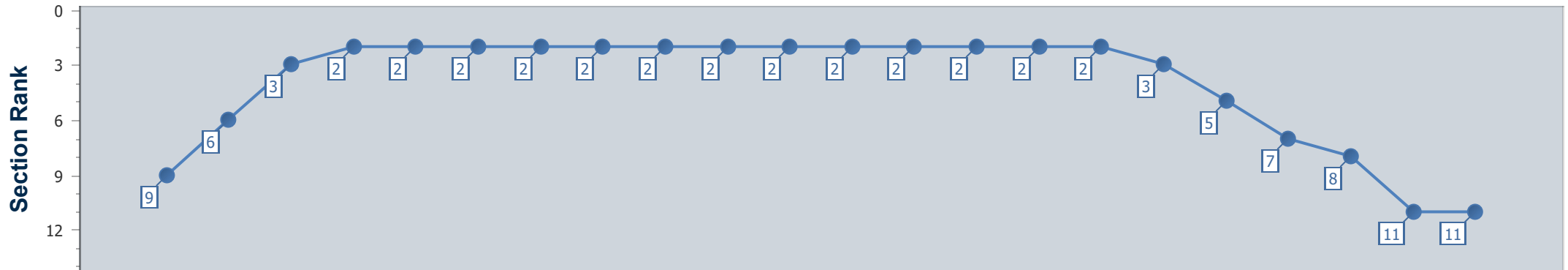
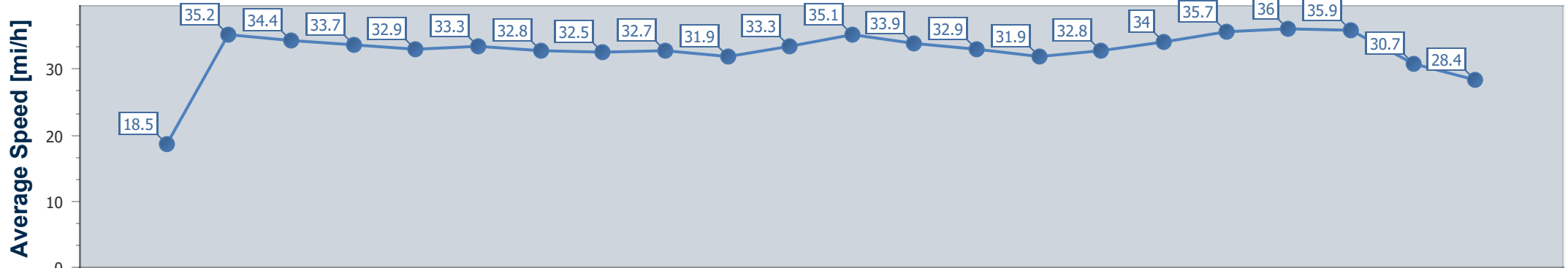
Race 6: Queen Alexandra Stakes - 2M 5F 143Y



22 June 2019 - 17:35

Track Rating: Firm, Weather: Fine, Rail Position: True

Distance To Go	10fur	11fur	12fur	13fur	14fur	15fur	16fur	17fur	18fur	19fur	20fur	21fur	Finish
Section Times	2:14.53 [2] (0:14.49)	2:27.87 [2] (0:13.34)	2:40.73 [2] (0:12.86)	2:54.10 [2] (0:13.37)	3:07.88 [2] (0:13.78)	3:22.19 [2] (0:14.31)	3:35.89 [2] (0:13.70)	3:49.12 [3] (0:13.23)	4:01.57 [5] (0:12.45)	4:14.04 [7] (0:12.47)	4:26.65 [8] (0:12.61)	4:41.80 [11] (0:15.15)	4:57.62 [11] (0:15.82)
Average Speed [mi/h]	31.9	33.3	35.1	33.9	32.9	31.9	32.8	34.0	35.7	36.0	35.9	30.7	28.4
Top Speed [mi/h]	32.2	34.4	35.5	34.7	33.4	32.5	33.7	34.7	36.9	36.6	37.3	34.0	29.6



- [] Ranking at each section and finish
- .-.- No data available at this section
- NA No data available



Horse Name	Pilansberg
Finish Rank	9
Fastest Section Time (Section)	0:12.37 (18fur)
Top Speed [mi/h] (Section)	37.4 (19fur)
Race State	Finished



Royal Ascot Day

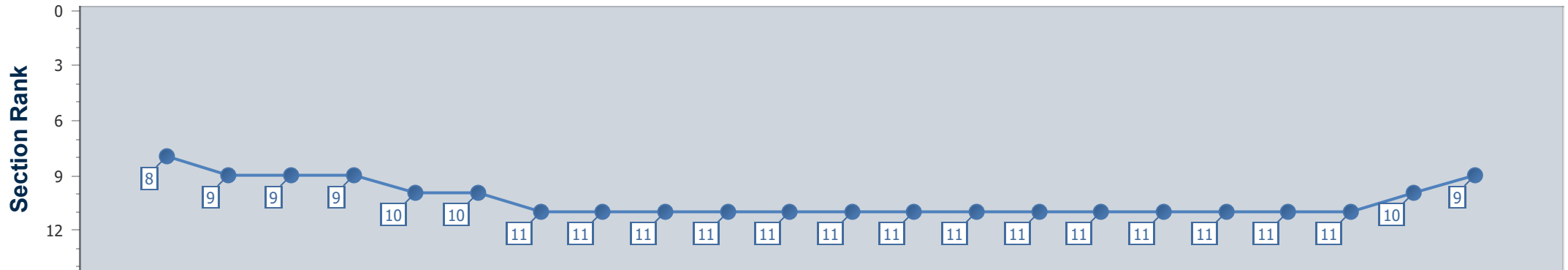
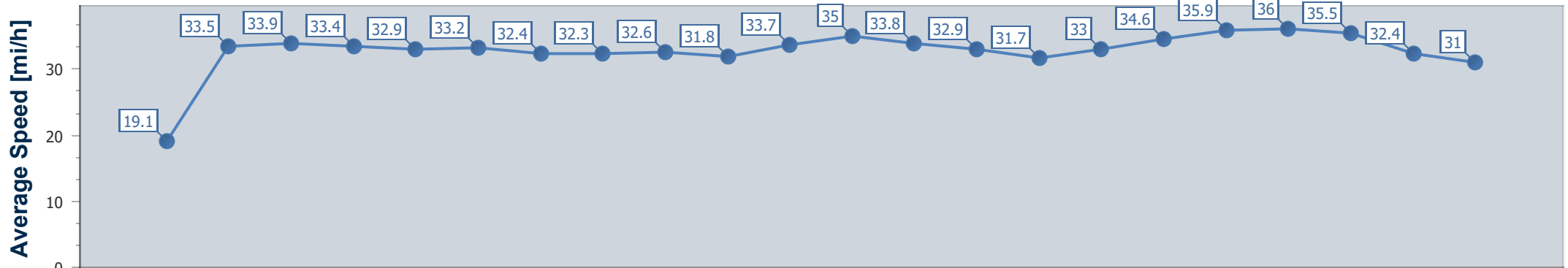
Race 6: Queen Alexandra Stakes - 2M 5F 143Y



22 June 2019 - 17:35

Track Rating: Firm, Weather: Fine, Rail Position: True

Distance To Go	10fur	11fur	12fur	13fur	14fur	15fur	16fur	17fur	18fur	19fur	20fur	21fur	Finish
Section Times	2:15.64 [11] (0:14.35)	2:28.94 [11] (0:13.30)	2:41.72 [11] (0:12.78)	2:55.15 [11] (0:13.43)	3:08.86 [11] (0:13.71)	3:23.31 [11] (0:14.45)	3:36.89 [11] (0:13.58)	3:49.92 [11] (0:13.03)	4:02.29 [11] (0:12.37)	4:14.90 [11] (0:12.61)	4:27.55 [11] (0:12.65)	4:41.76 [10] (0:14.21)	4:56.42 [9] (0:14.66)
Average Speed [mi/h]	31.8	33.7	35.0	33.8	32.9	31.7	33.0	34.6	35.9	36.0	35.5	32.4	31.0
Top Speed [mi/h]	32.7	34.8	35.8	35.2	33.5	33.0	34.2	35.1	37.4	37.4	36.4	35.1	31.7



- [] Ranking at each section and finish
- .-.- No data available at this section
- NA No data available



Horse Name	Jukebox Jive
Finish Rank	6
Fastest Section Time (Section)	0:12.38 (18fur)
Top Speed [mi/h] (Section)	37.3 (18fur)
Race State	Finished



Royal Ascot Day

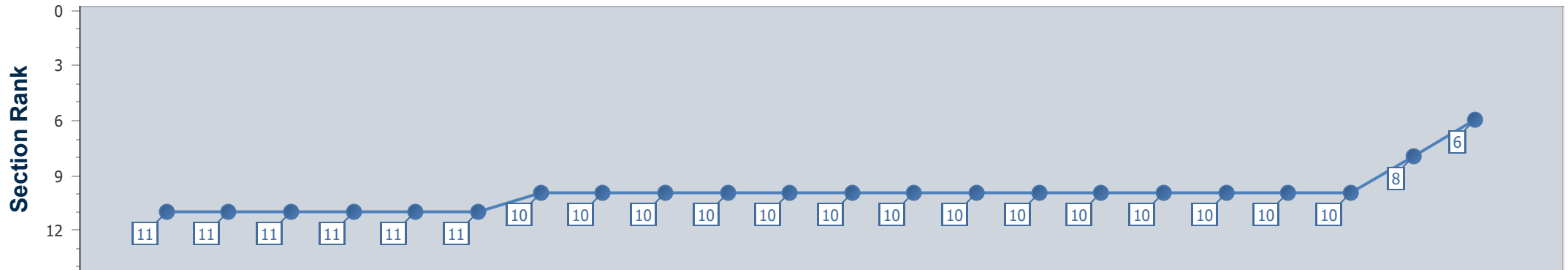
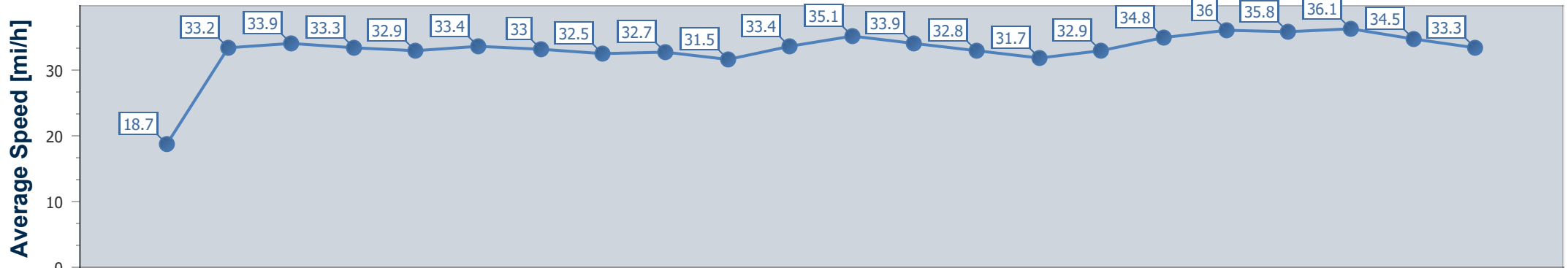
Race 6: Queen Alexandra Stakes - 2M 5F 143Y



22 June 2019 - 17:35

Track Rating: Firm, Weather: Fine, Rail Position: True

Distance To Go	10fur	11fur	12fur	13fur	14fur	15fur	16fur	17fur	18fur	19fur	20fur	21fur	Finish
Section Times	2:15.59 [10] (0:14.46)	2:28.91 [10] (0:13.32)	2:41.70 [10] (0:12.79)	2:55.06 [10] (0:13.36)	3:08.80 [10] (0:13.74)	3:23.22 [10] (0:14.42)	3:36.77 [10] (0:13.55)	3:49.68 [10] (0:12.91)	4:02.06 [10] (0:12.38)	4:14.67 [10] (0:12.61)	4:27.07 [10] (0:12.40)	4:40.26 [8] (0:13.19)	4:53.83 [6] (0:13.57)
Average Speed [mi/h]	31.5	33.4	35.1	33.9	32.8	31.7	32.9	34.8	36.0	35.8	36.1	34.5	33.3
Top Speed [mi/h]	31.9	34.5	35.6	35.0	33.5	32.8	34.2	35.0	37.3	37.3	36.8	35.9	33.8



- [] Ranking at each section and finish
- .-.- No data available at this section
- NA No data available

