

Track Rating: Good, Weather: Fine, Rail Position: True

Distance To Go		1fur	2fur	3fur	4fur	5fur	6fur					
Field Times		0:14.91 (0:14.91)	0:26.74 (0:11.83)	0:38.59 (0:11.85)	0:50.34 (0:11.74)	1:01.84 (0:11.49)	1:13.72 (0:11.88)					
Rank	TAB Horse	Barrier	Top Speed [mi/h]	Fastest Section							Last 3fur	Distance Travelled [m]
1	12 PINATUBO James Doyle	7	40.5	0:11.26	0:15.34 [8] (0:15.34)	0:27.15 [8] (0:11.81)	0:39.02 [9] (0:11.87)	0:50.74 [9] (0:11.72)	1:02.00 [5] (0:11.26)	1:13.72 [1] (0:11.72)	0:35.16	1411.9
2	9 LOPE Y FERNANDEZ R L Moore	13	40.5	0:11.28	0:15.21 [6] (0:15.21)	0:27.02 [5] (0:11.81)	0:38.87 [5] (0:11.85)	0:50.56 [4] (0:11.69)	1:01.84 [2] (0:11.28)	1:13.76 [2] (0:11.92)	0:35.82	1409.9
3	7 HIGHLAND CHIEF Raul Da Silva	10	41.0	0:11.25	0:15.13 [4] (0:15.13)	0:26.99 [4] (0:11.86)	0:38.82 [4] (0:11.83)	0:50.59 [5] (0:11.77)	1:01.84 [1] (0:11.25)	1:14.02 [3] (0:12.18)	0:36.01	1413.9
4	13 SUN POWER S De Sousa	5	40.6	0:11.29	0:15.71 [13] (0:15.71)	0:27.51 [14] (0:11.80)	0:39.30 [14] (0:11.79)	0:51.00 [14] (0:11.70)	1:02.29 [11] (0:11.29)	1:14.29 [5] (0:12.00)	0:35.89	1412.4
5	5 HARPOCRATES D O'Brien	14	39.8	0:11.44	0:14.99 [2] (0:14.99)	0:26.81 [2] (0:11.82)	0:38.68 [2] (0:11.87)	0:50.46 [2] (0:11.78)	1:01.90 [3] (0:11.44)	1:14.21 [4] (0:12.31)	0:36.58	1409.3
6	6 HEAVEN FORFEND Oisin Murphy	1	40.3	0:11.47	0:15.80 [14] (0:15.80)	0:27.39 [13] (0:11.59)	0:39.20 [12] (0:11.81)	0:50.85 [12] (0:11.65)	1:02.32 [12] (0:11.47)	1:14.48 [7] (0:12.16)	0:36.22	1414.5
7	15 YEAR OF THE TIGER J A Heffernan	16	39.8	0:11.50	0:15.38 [9] (0:15.38)	0:27.18 [10] (0:11.80)	0:39.00 [8] (0:11.82)	0:50.64 [8] (0:11.64)	1:02.14 [9] (0:11.50)	1:14.46 [6] (0:12.32)	0:36.68	1409.8
8	16 ROSE OF KILDARE L Dettori	2	40.1	0:11.45	0:15.16 [5] (0:15.16)	0:27.07 [6] (0:11.91)	0:38.93 [6] (0:11.86)	0:50.64 [7] (0:11.71)	1:02.09 [7] (0:11.45)	1:14.59 [8] (0:12.50)	0:37.07	1410.9
9	14 UNITED FRONT W M Lordan	6	40.3	0:11.36	0:15.59 [12] (0:15.59)	0:27.35 [12] (0:11.76)	0:39.24 [13] (0:11.89)	0:50.97 [13] (0:11.73)	1:02.33 [13] (0:11.36)	1:14.92 [12] (0:12.59)	0:36.92	1410.5
10	2 CLAY REGAZZONI D Tudhope	17	39.7	0:11.61	0:15.45 [10] (0:15.45)	0:27.17 [9] (0:11.72)	0:38.94 [7] (0:11.77)	0:50.59 [6] (0:11.65)	1:02.20 [10] (0:11.61)	1:14.91 [11] (0:12.71)	0:37.42	1410.4

Scratched: Joker On Jack (8), Dark Kris (3), Mohican Heights (10)

Report Created: Sat 22 June 2019 14:44 GMT+1 (Note: Timing is based on position data)

[] Ranking at each section and finish
 -:-:- No data available at this section
 NA No data available

TAB Saddle cloth number
 DNF Did not finish
 DNT Did not track

data processed by

Track Rating: Good, Weather: Fine, Rail Position: True

Distance To Go				1fur	2fur	3fur	4fur	5fur	6fur			
Field Times				0:14.91 (0:14.91)	0:26.74 (0:11.83)	0:38.59 (0:11.85)	0:50.34 (0:11.74)	1:01.84 (0:11.49)	1:13.72 (0:11.88)			
Rank	TAB Horse	Barrier	Top Speed [mi/h]	Fastest Section							Last 3fur	Distance Travelled [m]
11	17 ZMILE James McDonald	8	39.9	0:11.54	0:15.08 [3]	0:26.95 [3]	0:38.78 [3]	0:50.53 [3]	1:02.07 [6]	1:14.74 [9]	0:37.51	1412.5
			5fur	5fur	(0:15.08)	(0:11.87)	(0:11.83)	(0:11.75)	(0:11.54)	(0:12.67)		
12	11 MONTANARI David Probert	9	39.9	0:11.53	0:15.58 [11]	0:27.32 [11]	0:39.13 [11]	0:50.80 [11]	1:02.33 [13]	1:15.17 [14]	0:37.63	1410.5
			5fur	5fur	(0:15.58)	(0:11.74)	(0:11.81)	(0:11.67)	(0:11.53)	(0:12.84)		
13	1 ARDENLEE STAR T Hamilton	12	40.2	0:11.37	0:15.32 [7]	0:27.15 [7]	0:39.03 [10]	0:50.77 [10]	1:02.14 [8]	1:14.93 [13]	0:37.75	1408.8
			5fur	5fur	(0:15.32)	(0:11.83)	(0:11.88)	(0:11.74)	(0:11.37)	(0:12.79)		
14	4 DRAMATIC SANDS Edward Greatrex	11	39.8	0:11.58	0:14.91 [1]	0:26.74 [1]	0:38.59 [1]	0:50.34 [1]	1:01.92 [4]	1:14.88 [10]	0:38.30	1408.8
			5fur	5fur	(0:14.91)	(0:11.83)	(0:11.85)	(0:11.75)	(0:11.58)	(0:12.96)		

Scratched: Joker On Jack (8), Dark Kris (3), Mohican Heights (10)

Track Rating: Good, Weather: Fine, Rail Position: True

Distance To Go				Finish		Official			
Field Times				1:25.90		Finish Time			
				(1:25.90)					
Rank	TAB Horse	Barrier	Top Speed [mi/h]	Fastest Section				Last 3fur	Distance Travelled [m]
1	12 PINATUBO James Doyle	7	40.5 5fur	0:11.26 5fur	1:25.90 [1] (0:12.18)	1:25.73		0:35.16	1411.9
2	9 LOPE Y FERNANDEZ R L Moore	13	40.5 5fur	0:11.28 5fur	1:26.38 [2] (0:12.62)	1:26.27		0:35.82	1409.9
3	7 HIGHLAND CHIEF Raul Da Silva	10	41.0 5fur	0:11.25 5fur	1:26.60 [3] (0:12.58)	1:26.48		0:36.01	1413.9
4	13 SUN POWER S De Sousa	5	40.6 5fur	0:11.29 5fur	1:26.89 [4] (0:12.60)	1:26.86		0:35.89	1412.4
5	5 HARPOCRATES D O'Brien	14	39.8 5fur	0:11.44 5fur	1:27.04 [5] (0:12.83)	1:26.89		0:36.58	1409.3
6	6 HEAVEN FORFEND Oisin Murphy	1	40.3 2fur	0:11.47 5fur	1:27.07 [6] (0:12.59)	1:26.92		0:36.22	1414.5
7	15 YEAR OF THE TIGER J A Heffernan	16	39.8 5fur	0:11.50 5fur	1:27.32 [7] (0:12.86)	1:27.16		0:36.68	1409.8
8	16 ROSE OF KILDARE L Dettori	2	40.1 5fur	0:11.45 5fur	1:27.71 [8] (0:13.12)	1:27.59		0:37.07	1410.9
9	14 UNITED FRONT W M Lordan	6	40.3 5fur	0:11.36 5fur	1:27.89 [9] (0:12.97)	1:27.78		0:36.92	1410.5
10	2 CLAY REGAZZONI D Tudhope	17	39.7 2fur	0:11.61 5fur	1:28.01 [10] (0:13.10)	1:27.90		0:37.42	1410.4

Scratched: Joker On Jack (8), Dark Kris (3), Mohican Heights (10)

Report Created: Sat 22 June 2019 14:44 GMT+1 (Note: Timing is based on position data)

Page 3/18

[] Ranking at each section and finish
 -:-:- No data available at this section
 NA No data available

TAB Saddle cloth number
 DNF Did not finish
 DNT Did not track

data processed by

Track Rating: Good, Weather: Fine, Rail Position: True

Distance To Go				Finish	Official		
Field Times				1:25.90	Finish Time		
				(1:25.90)			
Rank	TAB Horse	Barrier	Top Speed [mi/h]	Fastest Section		Last 3fur	Distance Travelled [m]
11	17 ZMILE James McDonald	8	39.9 5fur	0:11.54 5fur	1:28.04 [11] (0:13.30)	1:28.01	0:37.51 1412.5
12	11 MONTANARI David Probert	9	39.9 5fur	0:11.53 5fur	1:28.43 [12] (0:13.26)	1:28.33	0:37.63 1410.5
13	1 ARDENLEE STAR T Hamilton	12	40.2 5fur	0:11.37 5fur	1:28.52 [13] (0:13.59)	1:28.55	0:37.75 1408.8
14	4 DRAMATIC SANDS Edward Greatrex	11	39.8 5fur	0:11.58 5fur	1:28.64 [14] (0:13.76)	1:28.58	0:38.30 1408.8

Scratched: Joker On Jack (8), Dark Kris (3), Mohican Heights (10)




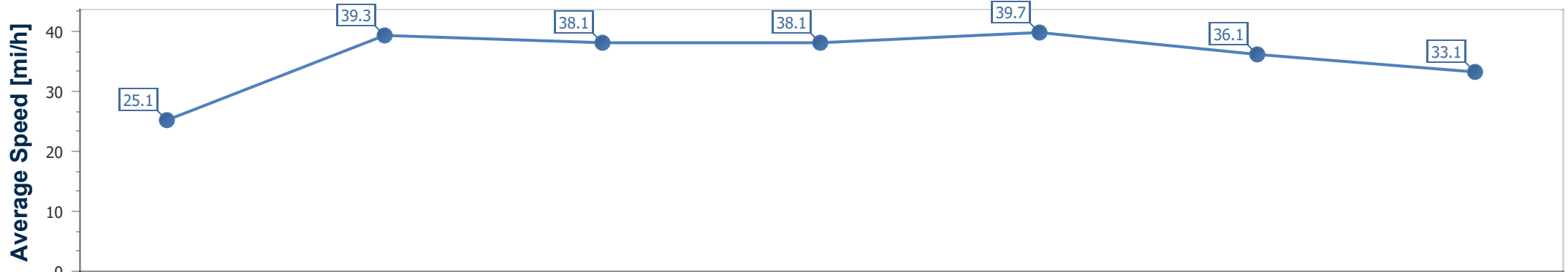
Horse Name	Ardenlee Star
Finish Rank	13
Fastest Section Time (Section)	0:11.37 (5fur)
Top Speed [mi/h] (Section)	40.2 (5fur)
Race State	Finished



Royal Ascot Day
 Race 1: Chesham Stakes - 6F 220Y
 22 June 2019 - 14:33
 Track Rating: Firm, Weather: Fine, Rail Position: True



Distance To Go	1fur	2fur	3fur	4fur	5fur	6fur	Finish
Section Times	0:15.32 [7] (0:15.32)	0:27.15 [7] (0:11.83)	0:39.03 [10] (0:11.88)	0:50.77 [10] (0:11.74)	1:02.14 [8] (0:11.37)	1:14.93 [13] (0:12.79)	1:28.52 [13] (0:13.59)
Average Speed [mi/h]	25.1	39.3	38.1	38.1	39.7	36.1	33.1
Top Speed [mi/h]	39.2	39.6	38.2	38.7	40.2	39.1	34.0



- [] Ranking at each section and finish
- .-.- No data available at this section
- NA No data available





Horse Name	Clay Regazzoni
Finish Rank	10
Fastest Section Time (Section)	0:11.61 (5fur)
Top Speed [mi/h] (Section)	39.7 (2fur)
Race State	Finished



Royal Ascot Day
 Race 1: Chesham Stakes - 6F 220Y
 22 June 2019 - 14:33
 Track Rating: Firm, Weather: Fine, Rail Position: True



Distance To Go	1fur	2fur	3fur	4fur	5fur	6fur	Finish
Section Times	0:15.45 [10] (0:15.45)	0:27.17 [9] (0:11.72)	0:38.94 [7] (0:11.77)	0:50.59 [6] (0:11.65)	1:02.20 [10] (0:11.61)	1:14.91 [11] (0:12.71)	1:28.01 [10] (0:13.10)
Average Speed [mi/h]	25.0	39.3	38.6	38.6	39.1	36.0	34.1
Top Speed [mi/h]	38.5	39.7	39.1	38.8	39.4	38.4	34.4



- [] Ranking at each section and finish
- .-.- No data available at this section
- NA No data available



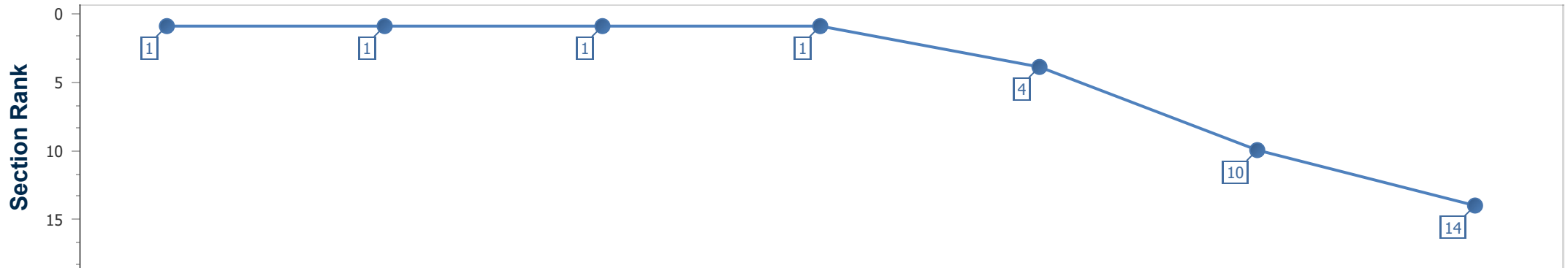
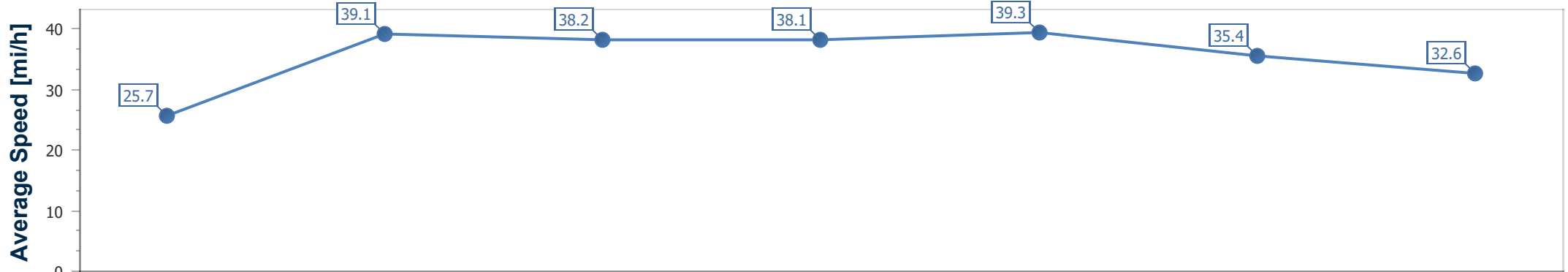
Horse Name	Dramatic Sands
Finish Rank	14
Fastest Section Time (Section)	0:11.58 (5fur)
Top Speed [mi/h] (Section)	39.8 (5fur)
Race State	Finished



Royal Ascot Day
 Race 1: Chesham Stakes - 6F 220Y
 22 June 2019 - 14:33
 Track Rating: Firm, Weather: Fine, Rail Position: True



Distance To Go	1fur	2fur	3fur	4fur	5fur	6fur	Finish
Section Times	0:14.91 [1] (0:14.91)	0:26.74 [1] (0:11.83)	0:38.59 [1] (0:11.85)	0:50.34 [1] (0:11.75)	1:01.92 [4] (0:11.58)	1:14.88 [10] (0:12.96)	1:28.64 [14] (0:13.76)
Average Speed [mi/h]	25.7	39.1	38.2	38.1	39.3	35.4	32.6
Top Speed [mi/h]	39.3	39.5	38.4	38.7	39.8	38.2	33.9



- [] Ranking at each section and finish
- .-.- No data available at this section
- NA No data available



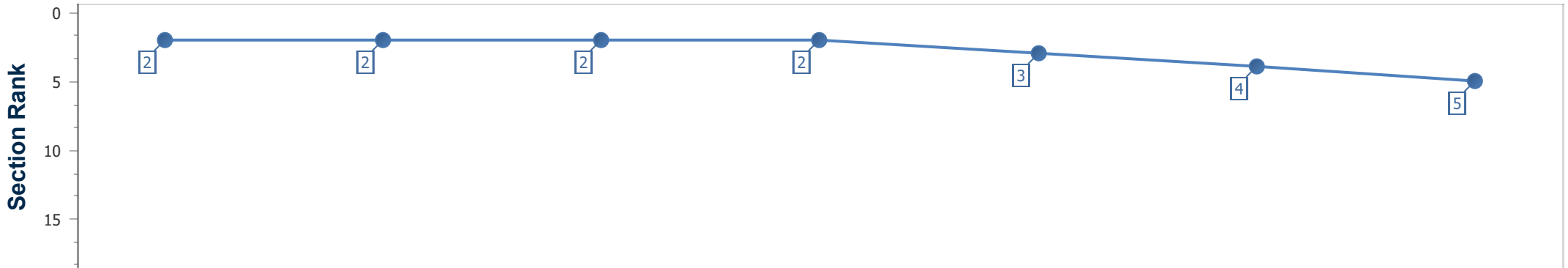

Horse Name	Harpocrates
Finish Rank	5
Fastest Section Time (Section)	0:11.44 (5fur)
Top Speed [mi/h] (Section)	39.8 (5fur)
Race State	Finished



Royal Ascot Day
 Race 1: Chesham Stakes - 6F 220Y
 22 June 2019 - 14:33
 Track Rating: Firm, Weather: Fine, Rail Position: True



Distance To Go	1fur	2fur	3fur	4fur	5fur	6fur	Finish
Section Times	0:14.99 [2] (0:14.99)	0:26.81 [2] (0:11.82)	0:38.68 [2] (0:11.87)	0:50.46 [2] (0:11.78)	1:01.90 [3] (0:11.44)	1:14.21 [4] (0:12.31)	1:27.04 [5] (0:12.83)
Average Speed [mi/h]	25.5	39.1	38.2	38.0	39.3	37.3	34.8
Top Speed [mi/h]	39.3	39.6	38.4	38.6	39.8	39.1	35.5



- [] Ranking at each section and finish
- .-.- No data available at this section
- NA No data available




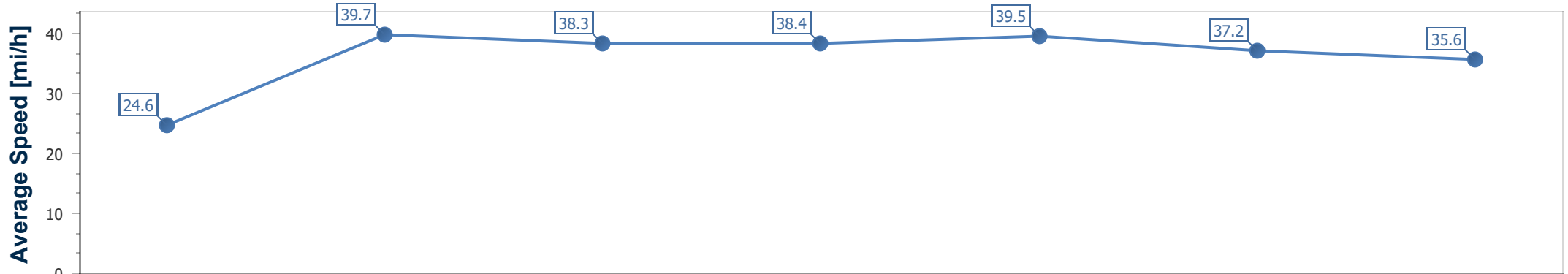
Horse Name	Heaven Forfend
Finish Rank	6
Fastest Section Time (Section)	0:11.47 (5fur)
Top Speed [mi/h] (Section)	40.3 (2fur)
Race State	Finished



Royal Ascot Day
 Race 1: Chesham Stakes - 6F 220Y
 22 June 2019 - 14:33
 Track Rating: Firm, Weather: Fine, Rail Position: True



Distance To Go	1fur	2fur	3fur	4fur	5fur	6fur	Finish
Section Times	0:15.80 [14] (0:15.80)	0:27.39 [13] (0:11.59)	0:39.20 [12] (0:11.81)	0:50.85 [12] (0:11.65)	1:02.32 [12] (0:11.47)	1:14.48 [7] (0:12.16)	1:27.07 [6] (0:12.59)
Average Speed [mi/h]	24.6	39.7	38.3	38.4	39.5	37.2	35.6
Top Speed [mi/h]	38.0	40.3	39.2	38.9	39.9	38.8	36.4



- [] Ranking at each section and finish
- .-.- No data available at this section
- NA No data available




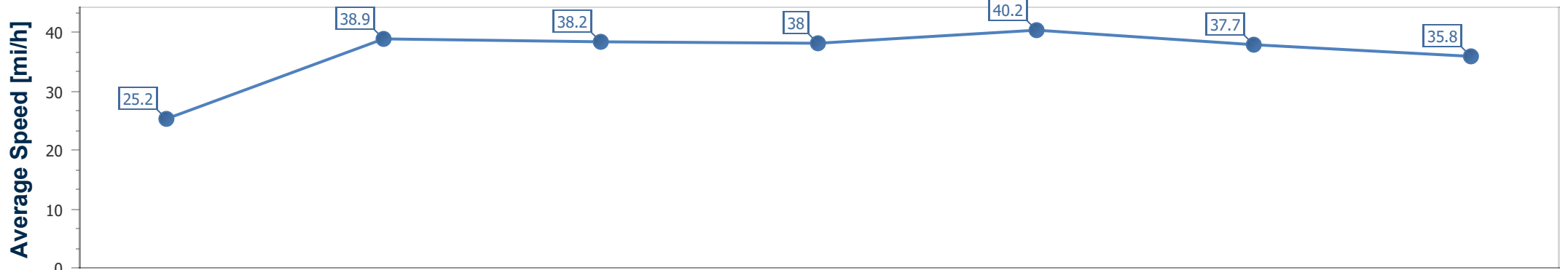
Horse Name	Highland Chief
Finish Rank	3
Fastest Section Time (Section)	0:11.25 (5fur)
Top Speed [mi/h] (Section)	41.0 (5fur)
Race State	Finished



Royal Ascot Day
 Race 1: Chesham Stakes - 6F 220Y
 22 June 2019 - 14:33
 Track Rating: Firm, Weather: Fine, Rail Position: True



Distance To Go	1fur	2fur	3fur	4fur	5fur	6fur	Finish
Section Times	0:15.13 [4] (0:15.13)	0:26.99 [4] (0:11.86)	0:38.82 [4] (0:11.83)	0:50.59 [5] (0:11.77)	1:01.84 [1] (0:11.25)	1:14.02 [3] (0:12.18)	1:26.60 [3] (0:12.58)
Average Speed [mi/h]	25.2	38.9	38.2	38.0	40.2	37.7	35.8
Top Speed [mi/h]	39.0	39.3	38.5	38.9	41.0	40.3	36.1



- [] Ranking at each section and finish
- .-.- No data available at this section
- NA No data available




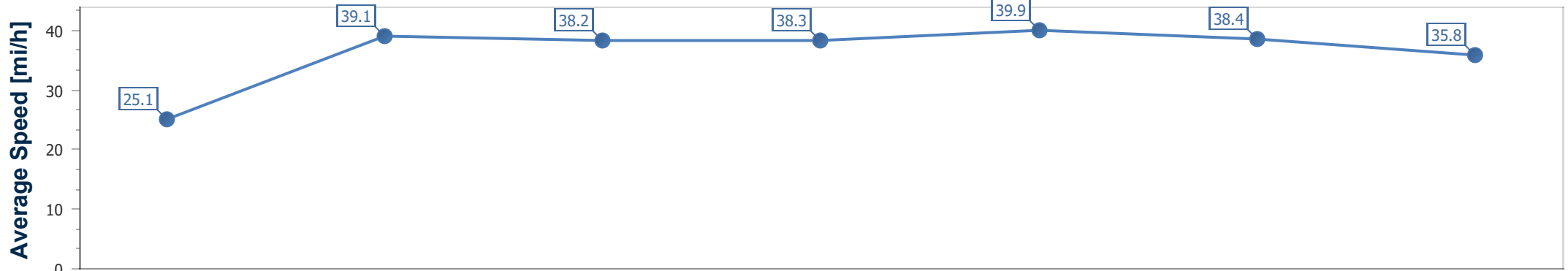
Horse Name	Lope Y Fernandez
Finish Rank	2
Fastest Section Time (Section)	0:11.28 (5fur)
Top Speed [mi/h] (Section)	40.5 (5fur)
Race State	Finished



Royal Ascot Day
 Race 1: Chesham Stakes - 6F 220Y
 22 June 2019 - 14:33
 Track Rating: Firm, Weather: Fine, Rail Position: True



Distance To Go	1fur	2fur	3fur	4fur	5fur	6fur	Finish						
Section Times	0:15.21 [6] (0:15.21)	0:27.02 [5] (0:11.81)	0:38.87 [5] (0:11.85)	0:50.56 [4] (0:11.69)	1:01.84 [2] (0:11.28)	1:13.76 [2] (0:11.92)	1:26.38 [2] (0:12.62)						
Average Speed [mi/h]	25.1	39.1	38.2	38.3	39.9	38.4	35.8						
Top Speed [mi/h]	39.3	39.5	38.5	39.0	40.5	40.0	36.7						



- [] Ranking at each section and finish
- .-.- No data available at this section
- NA No data available





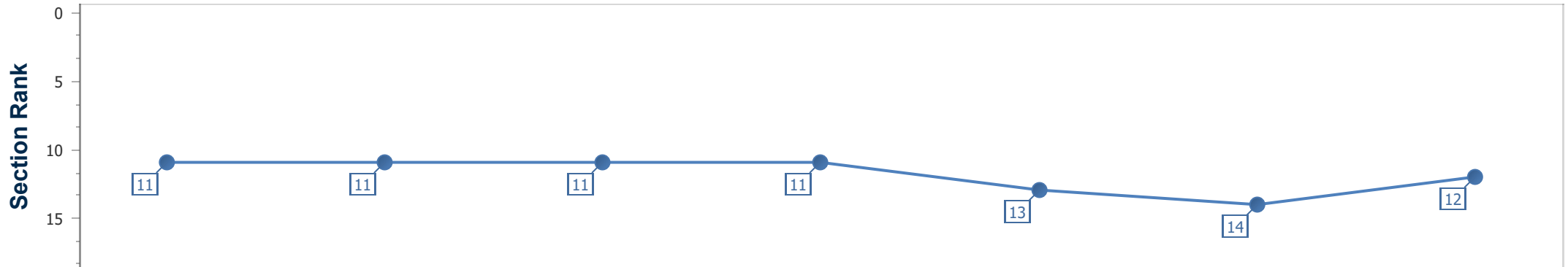
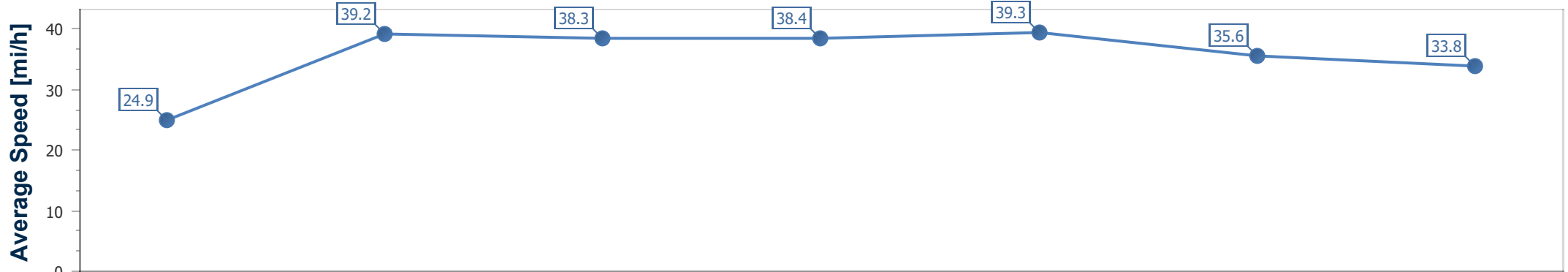
Horse Name	Montanari
Finish Rank	12
Fastest Section Time (Section)	0:11.53 (5fur)
Top Speed [mi/h] (Section)	39.9 (5fur)
Race State	Finished



Royal Ascot Day
 Race 1: Chesham Stakes - 6F 220Y
 22 June 2019 - 14:33
 Track Rating: Firm, Weather: Fine, Rail Position: True



Distance To Go	1fur	2fur	3fur	4fur	5fur	6fur	Finish
Section Times	0:15.58 [11] (0:15.58)	0:27.32 [11] (0:11.74)	0:39.13 [11] (0:11.81)	0:50.80 [11] (0:11.67)	1:02.33 [13] (0:11.53)	1:15.17 [14] (0:12.84)	1:28.43 [12] (0:13.26)
Average Speed [mi/h]	24.9	39.2	38.3	38.4	39.3	35.6	33.8
Top Speed [mi/h]	38.3	39.7	38.5	38.7	39.9	38.1	34.1



- [] Ranking at each section and finish
- .-.- No data available at this section
- NA No data available



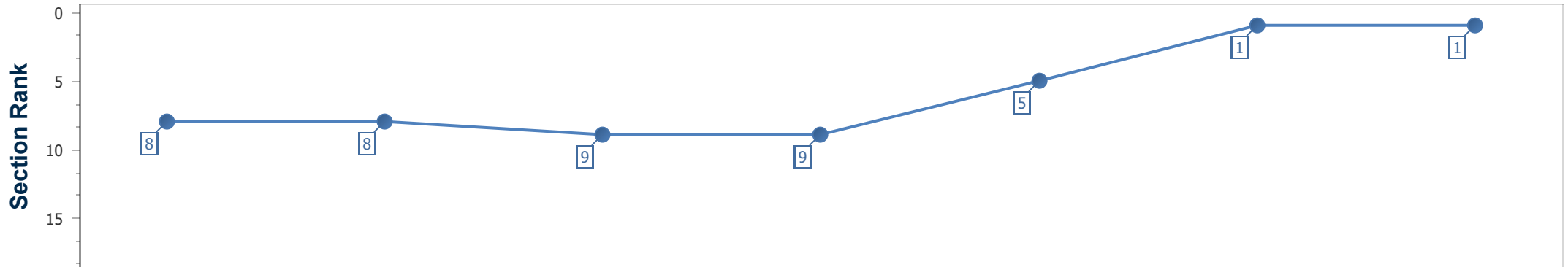
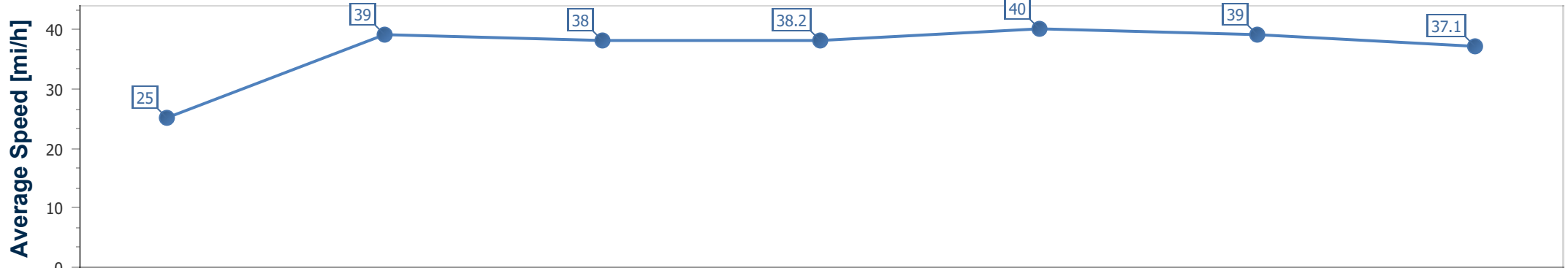
Horse Name	Pinatubo
Finish Rank	1
Fastest Section Time (Section)	0:11.26 (5fur)
Top Speed [mi/h] (Section)	40.5 (5fur)
Race State	Finished



Royal Ascot Day
 Race 1: Chesham Stakes - 6F 220Y
 22 June 2019 - 14:33
 Track Rating: Firm, Weather: Fine, Rail Position: True



Distance To Go	1fur	2fur	3fur	4fur	5fur	6fur	Finish
Section Times	0:15.34 [8] (0:15.34)	0:27.15 [8] (0:11.81)	0:39.02 [9] (0:11.87)	0:50.74 [9] (0:11.72)	1:02.00 [5] (0:11.26)	1:13.72 [1] (0:11.72)	1:25.90 [1] (0:12.18)
Average Speed [mi/h]	25.0	39.0	38.0	38.2	40.0	39.0	37.1
Top Speed [mi/h]	37.9	39.5	38.3	38.9	40.5	40.3	37.7



- [] Ranking at each section and finish
- .-.- No data available at this section
- NA No data available




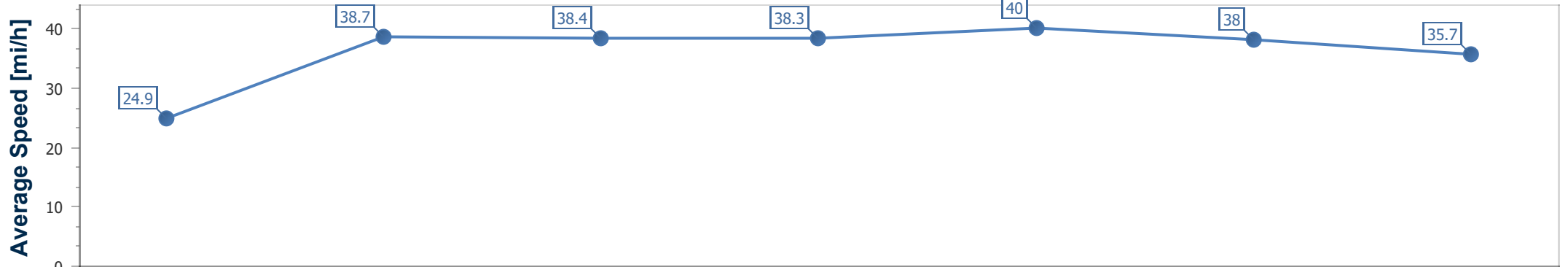
Horse Name	Sun Power
Finish Rank	4
Fastest Section Time (Section)	0:11.29 (5fur)
Top Speed [mi/h] (Section)	40.6 (5fur)
Race State	Finished



Royal Ascot Day
 Race 1: Chesham Stakes - 6F 220Y
 22 June 2019 - 14:33
 Track Rating: Firm, Weather: Fine, Rail Position: True



Distance To Go	1fur	2fur	3fur	4fur	5fur	6fur	Finish
Section Times	0:15.71 [13] (0:15.71)	0:27.51 [14] (0:11.80)	0:39.30 [14] (0:11.79)	0:51.00 [14] (0:11.70)	1:02.29 [11] (0:11.29)	1:14.29 [5] (0:12.00)	1:26.89 [4] (0:12.60)
Average Speed [mi/h]	24.9	38.7	38.4	38.3	40.0	38.0	35.7
Top Speed [mi/h]	37.5	39.8	38.9	38.8	40.6	39.5	36.4






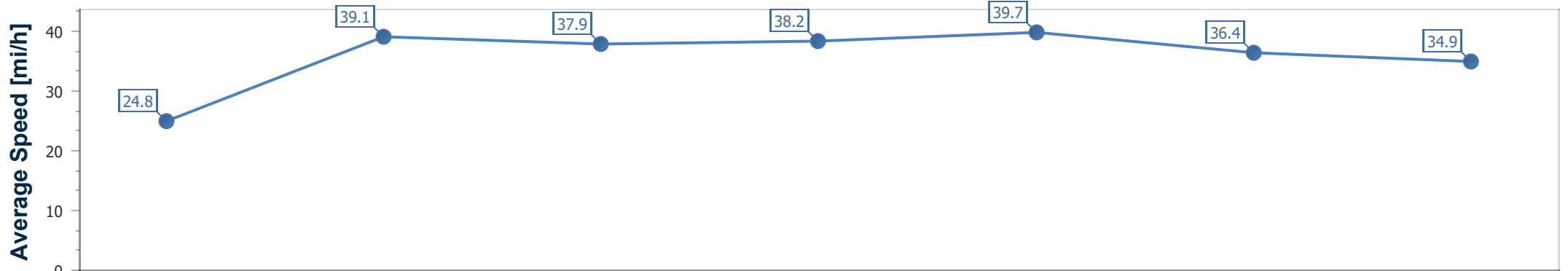
Horse Name	United Front
Finish Rank	9
Fastest Section Time (Section)	0:11.36 (5fur)
Top Speed [mi/h] (Section)	40.3 (5fur)
Race State	Finished



Royal Ascot Day
 Race 1: Chesham Stakes - 6F 220Y
 22 June 2019 - 14:33
 Track Rating: Firm, Weather: Fine, Rail Position: True



Distance To Go	1fur	2fur	3fur	4fur	5fur	6fur	Finish
Section Times	0:15.59 [12] (0:15.59)	0:27.35 [12] (0:11.76)	0:39.24 [13] (0:11.89)	0:50.97 [13] (0:11.73)	1:02.33 [13] (0:11.36)	1:14.92 [12] (0:12.59)	1:27.89 [9] (0:12.97)
Average Speed [mi/h]	24.8	39.1	37.9	38.2	39.7	36.4	34.9
Top Speed [mi/h]	37.6	39.9	38.2	38.6	40.3	39.2	35.6



- [] Ranking at each section and finish
- .-.- No data available at this section
- NA No data available



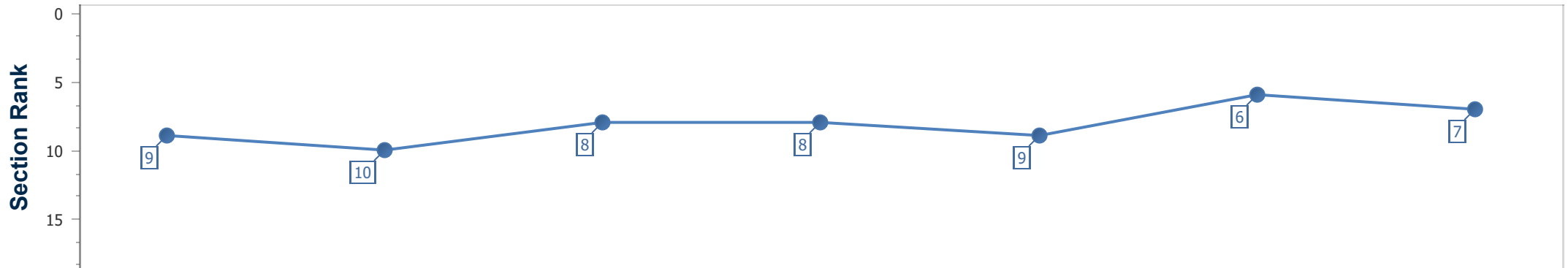
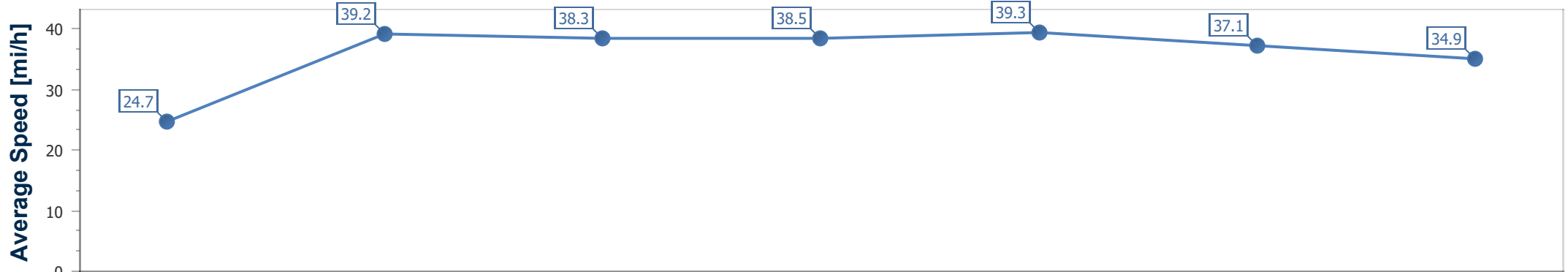
Horse Name	Year Of The Tiger
Finish Rank	7
Fastest Section Time (Section)	0:11.50 (5fur)
Top Speed [mi/h] (Section)	39.8 (5fur)
Race State	Finished



Royal Ascot Day
 Race 1: Chesham Stakes - 6F 220Y
 22 June 2019 - 14:33
 Track Rating: Firm, Weather: Fine, Rail Position: True



Distance To Go	1fur	2fur	3fur	4fur	5fur	6fur	Finish
Section Times	0:15.38 [9] (0:15.38)	0:27.18 [10] (0:11.80)	0:39.00 [8] (0:11.82)	0:50.64 [8] (0:11.64)	1:02.14 [9] (0:11.50)	1:14.46 [6] (0:12.32)	1:27.32 [7] (0:12.86)
Average Speed [mi/h]	24.7	39.2	38.3	38.5	39.3	37.1	34.9
Top Speed [mi/h]	38.5	39.6	38.4	38.7	39.8	38.9	35.7



- [] Ranking at each section and finish
- .-.- No data available at this section
- NA No data available




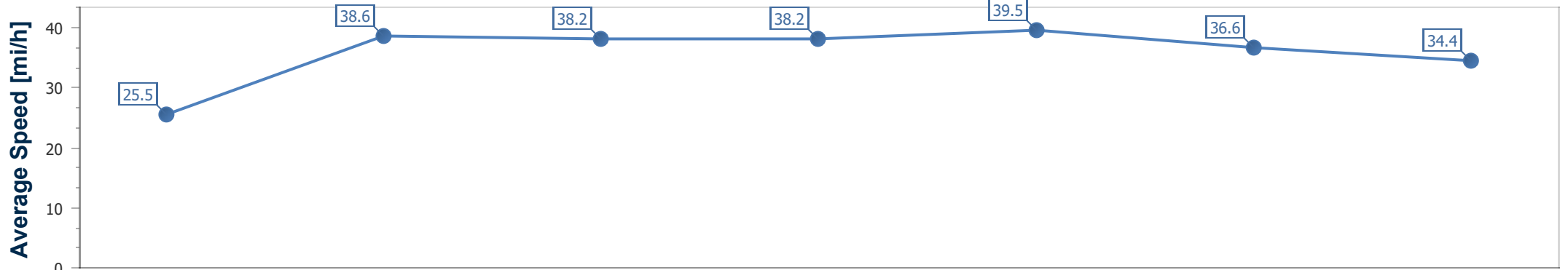
Horse Name	Rose Of Kildare
Finish Rank	8
Fastest Section Time (Section)	0:11.45 (5fur)
Top Speed [mi/h] (Section)	40.1 (5fur)
Race State	Finished



Royal Ascot Day
 Race 1: Chesham Stakes - 6F 220Y
 22 June 2019 - 14:33
 Track Rating: Firm, Weather: Fine, Rail Position: True



Distance To Go	1fur	2fur	3fur	4fur	5fur	6fur	Finish						
Section Times	0:15.16 [5] (0:15.16)	0:27.07 [6] (0:11.91)	0:38.93 [6] (0:11.86)	0:50.64 [7] (0:11.71)	1:02.09 [7] (0:11.45)	1:14.59 [8] (0:12.50)	1:27.71 [8] (0:13.12)						
Average Speed [mi/h]	25.5	38.6	38.2	38.2	39.5	36.6	34.4						
Top Speed [mi/h]	38.7	38.7	38.4	38.7	40.1	38.6	35.0						



- [] Ranking at each section and finish
- .-.- No data available at this section
- NA No data available




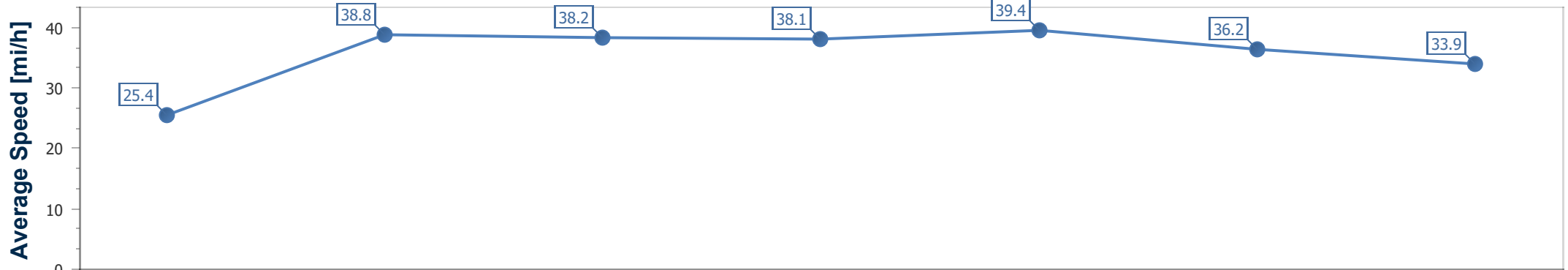
Horse Name	Zmile
Finish Rank	11
Fastest Section Time (Section)	0:11.54 (5fur)
Top Speed [mi/h] (Section)	39.9 (5fur)
Race State	Finished



Royal Ascot Day
 Race 1: Chesham Stakes - 6F 220Y
 22 June 2019 - 14:33
 Track Rating: Firm, Weather: Fine, Rail Position: True



Distance To Go	1fur	2fur	3fur	4fur	5fur	6fur	Finish
Section Times	0:15.08 [3] (0:15.08)	0:26.95 [3] (0:11.87)	0:38.78 [3] (0:11.83)	0:50.53 [3] (0:11.75)	1:02.07 [6] (0:11.54)	1:14.74 [9] (0:12.67)	1:28.04 [11] (0:13.30)
Average Speed [mi/h]	25.4	38.8	38.2	38.1	39.4	36.2	33.9
Top Speed [mi/h]	39.2	39.1	38.2	38.9	39.9	38.5	34.4



- [] Ranking at each section and finish
- .-.- No data available at this section
- NA No data available