

Track Rating: Good to soft, Weather: Fine, Rail Position: True

Distance To Go				1fur	2fur	3fur	4fur	5fur	6fur	7fur			
Field Times				0:13.76 (0:13.76)	0:24.69 (0:10.92)	0:36.09 (0:11.40)	0:48.09 (0:12.00)	1:00.86 (0:12.77)	1:13.44 (0:12.57)	1:26.09 (0:12.64)			
Rank	TAB Horse	Barrier	Top Speed [mi/h]	Fastest Section								Last 3fur	Distance Travelled [m]
1	5 JAPAN R L Moore	5	42.1	0:11.07	0:14.18 [7]	0:25.25 [7]	0:36.94 [7]	0:49.05 [7]	1:01.82 [7]	1:14.55 [7]	1:26.93 [7]	0:37.22	2435.8
			2fur	2fur	(0:14.18)	(0:11.07)	(0:11.69)	(0:12.11)	(0:12.77)	(0:12.73)	(0:12.38)		
2	1 BANGKOK S De Sousa	1	42.1	0:11.09	0:14.36 [8]	0:25.45 [8]	0:37.08 [8]	0:49.27 [8]	1:02.05 [8]	1:14.83 [8]	1:27.20 [8]	0:38.02	2419.2
			2fur	2fur	(0:14.36)	(0:11.09)	(0:11.63)	(0:12.19)	(0:12.78)	(0:12.78)	(0:12.37)		
3	2 EAGLES BY DAY D Tudhope	2	42.7	0:11.07	0:14.01 [5]	0:25.08 [6]	0:36.72 [6]	0:48.81 [6]	1:01.58 [6]	1:14.34 [6]	1:26.83 [6]	0:38.18	2422.2
			2fur	2fur	(0:14.01)	(0:11.07)	(0:11.64)	(0:12.09)	(0:12.77)	(0:12.76)	(0:12.49)		
4	8 PRIVATE SECRETARY L Dettori	8	42.7	0:10.89	0:14.16 [6]	0:25.05 [5]	0:36.65 [5]	0:48.70 [5]	1:01.35 [5]	1:14.28 [5]	1:26.61 [4]	0:38.79	2416.5
			2fur	2fur	(0:14.16)	(0:10.89)	(0:11.60)	(0:12.05)	(0:12.65)	(0:12.93)	(0:12.33)		
5	6 PABLO ESCOBARR James Doyle	6	42.3	0:11.04	0:13.85 [3]	0:24.89 [4]	0:36.49 [4]	0:48.57 [4]	1:01.31 [4]	1:14.06 [4]	1:26.63 [5]	0:38.94	2428.9
			2fur	2fur	(0:13.85)	(0:11.04)	(0:11.60)	(0:12.08)	(0:12.74)	(0:12.75)	(0:12.57)		
6	7 PONDUS Oisin Murphy	7	43.1	0:10.82	0:13.97 [4]	0:24.79 [3]	0:36.24 [2]	0:48.22 [2]	1:00.99 [2]	1:13.73 [2]	1:26.32 [2]	0:40.88	2421.3
			2fur	2fur	(0:13.97)	(0:10.82)	(0:11.45)	(0:11.98)	(0:12.77)	(0:12.74)	(0:12.59)		
7	3 HUMANITARIAN R Havlin	3	42.3	0:11.00	0:13.76 [1]	0:24.76 [2]	0:36.31 [3]	0:48.28 [3]	1:01.10 [3]	1:13.96 [3]	1:26.37 [3]	0:40.60	2420.6
			2fur	2fur	(0:13.76)	(0:11.00)	(0:11.55)	(0:11.97)	(0:12.82)	(0:12.86)	(0:12.41)		
8	4 JACK YEATS D O'Brien	4	42.7	0:10.93	0:13.76 [2]	0:24.69 [1]	0:36.09 [1]	0:48.09 [1]	1:00.86 [1]	1:13.44 [1]	1:26.09 [1]	0:47.28	2413.9
			2fur	2fur	(0:13.76)	(0:10.93)	(0:11.40)	(0:12.00)	(0:12.77)	(0:12.58)	(0:12.65)		

Track Rating: Good to soft, Weather: Fine, Rail Position: True

Distance To Go		8fur	9fur	10fur	11fur	Finish	Official					
Field Times		1:38.79 (1:38.79)	1:51.48 (0:12.69)	2:04.06 (0:12.58)	2:16.47 (0:12.41)	2:29.21 (0:12.74)	Finish Time					
Rank	TAB Horse	Barrier	Top Speed [mi/h]	Fastest Section					Last 3fur	Distance Travelled [m]		
1	5 <b>JAPAN</b> R L Moore	5	42.1 2fur	0:11.07 2fur	1:39.41 [6] (0:12.48)	1:51.99 [7] (0:12.58)	2:04.06 [1] (0:12.07)	2:16.47 [1] (0:12.41)	2:29.21 [1] (0:12.74)	2:29.16	0:37.22	2435.8
2	1 <b>BANGKOK</b> S De Sousa	1	42.1 2fur	0:11.09 2fur	1:39.47 [8] (0:12.27)	1:51.74 [4] (0:12.27)	2:04.16 [4] (0:12.42)	2:16.77 [2] (0:12.61)	2:29.76 [2] (0:12.99)	2:29.95	0:38.02	2419.2
3	2 <b>EAGLES BY DAY</b> D Tudhope	2	42.7 2fur	0:11.07 2fur	1:39.45 [7] (0:12.62)	1:51.90 [6] (0:12.45)	2:04.34 [6] (0:12.44)	2:17.16 [5] (0:12.82)	2:30.08 [3] (0:12.92)	2:30.01	0:38.18	2422.2
4	8 <b>PRIVATE SECRETARY</b> L Dettori	8	42.7 2fur	0:10.89 2fur	1:39.17 [4] (0:12.56)	1:51.73 [3] (0:12.56)	2:04.10 [2] (0:12.37)	2:17.00 [3] (0:12.90)	2:30.52 [4] (0:13.52)	2:30.48	0:38.79	2416.5
5	6 <b>PABLO ESCOBARR</b> James Doyle	6	42.3 2fur	0:11.04 2fur	1:39.25 [5] (0:12.62)	1:51.80 [5] (0:12.55)	2:04.15 [3] (0:12.35)	2:17.11 [4] (0:12.96)	2:30.74 [5] (0:13.63)	2:30.69	0:38.94	2428.9
6	7 <b>PONDUS</b> Oisin Murphy	7	43.1 2fur	0:10.82 2fur	1:38.91 [2] (0:12.59)	1:51.54 [2] (0:12.63)	2:04.26 [5] (0:12.72)	2:18.04 [6] (0:13.78)	2:32.42 [6] (0:14.38)	2:32.36	0:40.88	2421.3
7	3 <b>HUMANITARIAN</b> R Havlin	3	42.3 2fur	0:11.00 2fur	1:39.12 [3] (0:12.75)	1:52.03 [8] (0:12.91)	2:05.00 [8] (0:12.97)	2:18.65 [7] (0:13.65)	2:32.63 [7] (0:13.98)	2:32.58	0:40.60	2420.6
8	4 <b>JACK YEATS</b> D O'Brien	4	42.7 2fur	0:10.93 2fur	1:38.79 [1] (0:12.70)	1:51.48 [1] (0:12.69)	2:04.90 [7] (0:13.42)	2:20.03 [8] (0:15.13)	2:38.76 [8] (0:18.73)	2:38.62	0:47.28	2413.9



Horse Name	Bangkok
Finish Rank	2
Fastest Section Time (Section)	0:11.09 (2fur)
Top Speed [mi/h] (Section)	42.1 (2fur)
Race State	Finished



Royal Ascot Day

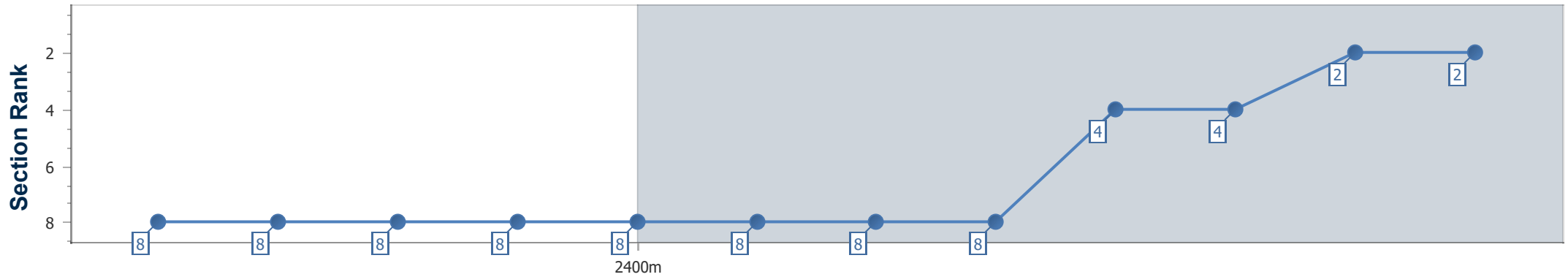
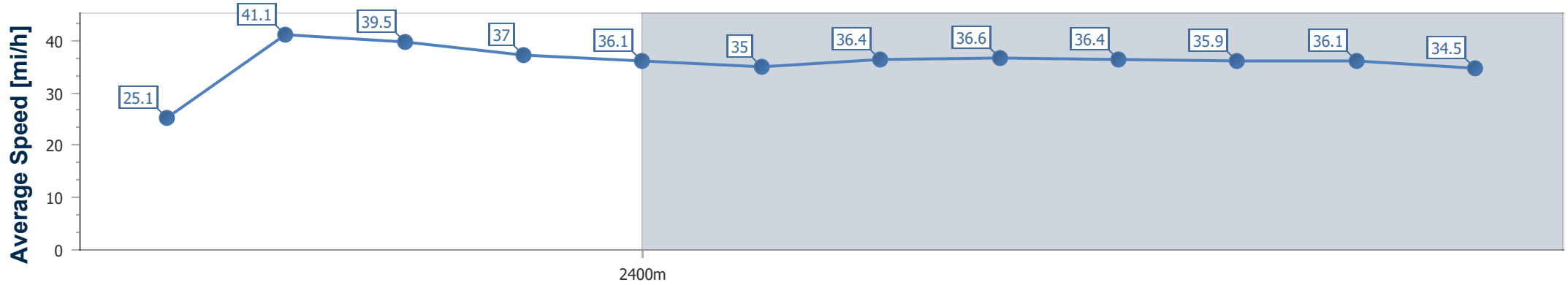
Race 2: King Edward VII Stakes - 1M 3F 211Y



21 June 2019 - 15:05

Track Rating: Firm, Weather: Fine, Rail Position: True

Distance To Go	1fur	2fur	3fur	4fur	5fur	6fur	7fur	8fur	9fur	10fur	11fur	Finish
Section Times	0:14.36 [8] (0:14.36)	0:25.45 [8] (0:11.09)	0:37.08 [8] (0:11.63)	0:49.27 [8] (0:12.19)	1:02.05 [8] (0:12.78)	1:14.83 [8] (0:12.78)	1:27.20 [8] (0:12.37)	1:39.47 [8] (0:12.27)	1:51.74 [4] (0:12.27)	2:04.16 [4] (0:12.42)	2:16.77 [2] (0:12.61)	2:29.76 [2] (0:12.99)
Average Speed [mi/h]	25.1	41.1	39.5	37.0	36.1	35.0	36.4	36.6	36.4	35.9	36.1	34.5
Top Speed [mi/h]	39.5	42.1	41.1	38.0	37.2	36.2	36.8	37.0	37.0	36.5	36.7	35.1



- [ ] Ranking at each section and finish
- .-.- No data available at this section
- NA No data available



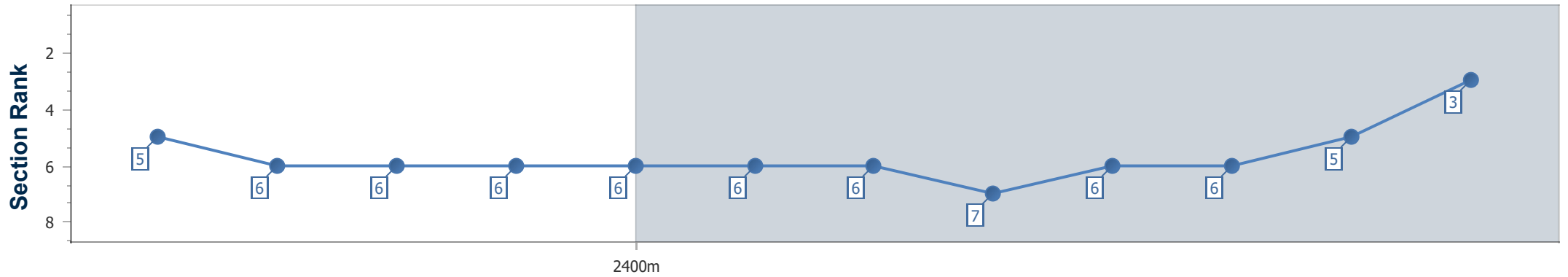
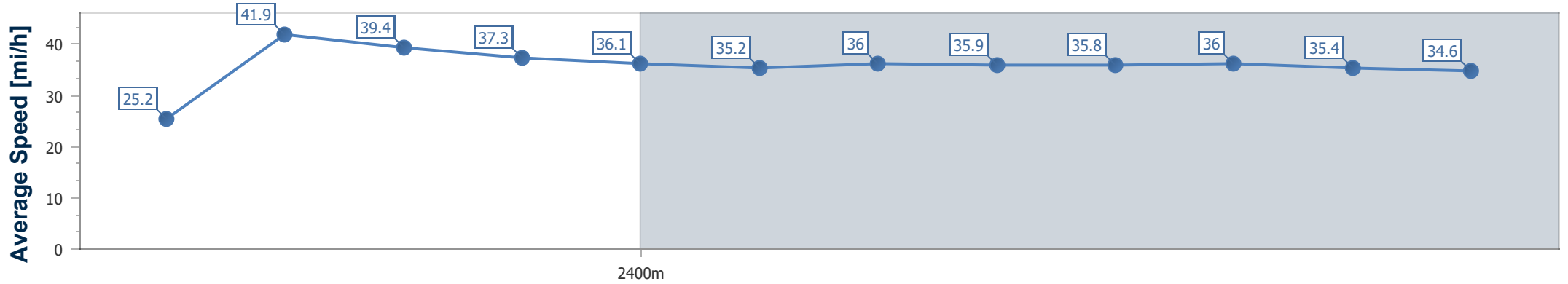
Horse Name	Eagles By Day
Finish Rank	3
Fastest Section Time (Section)	0:11.07 (2fur)
Top Speed [mi/h] (Section)	42.7 (2fur)
Race State	Finished



Royal Ascot Day  
 Race 2: King Edward VII Stakes - 1M 3F 211Y  
 21 June 2019 - 15:05  
 Track Rating: Firm, Weather: Fine, Rail Position: True



Distance To Go	1fur	2fur	3fur	4fur	5fur	6fur	7fur	8fur	9fur	10fur	11fur	Finish
Section Times	0:14.01 [5] (0:14.01)	0:25.08 [6] (0:11.07)	0:36.72 [6] (0:11.64)	0:48.81 [6] (0:12.09)	1:01.58 [6] (0:12.77)	1:14.34 [6] (0:12.76)	1:26.83 [6] (0:12.49)	1:39.45 [7] (0:12.62)	1:51.90 [6] (0:12.45)	2:04.34 [6] (0:12.44)	2:17.16 [5] (0:12.82)	2:30.08 [3] (0:12.92)
Average Speed [mi/h]	25.2	41.9	39.4	37.3	36.1	35.2	36.0	35.9	35.8	36.0	35.4	34.6
Top Speed [mi/h]	41.0	42.7	40.7	37.6	37.1	36.0	36.5	36.4	36.4	36.3	36.2	35.0



- [ ] Ranking at each section and finish
- .-.- No data available at this section
- NA No data available



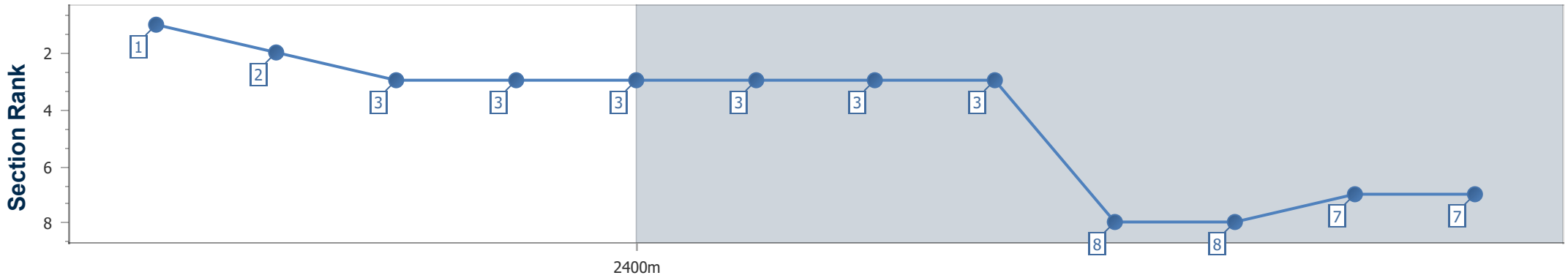
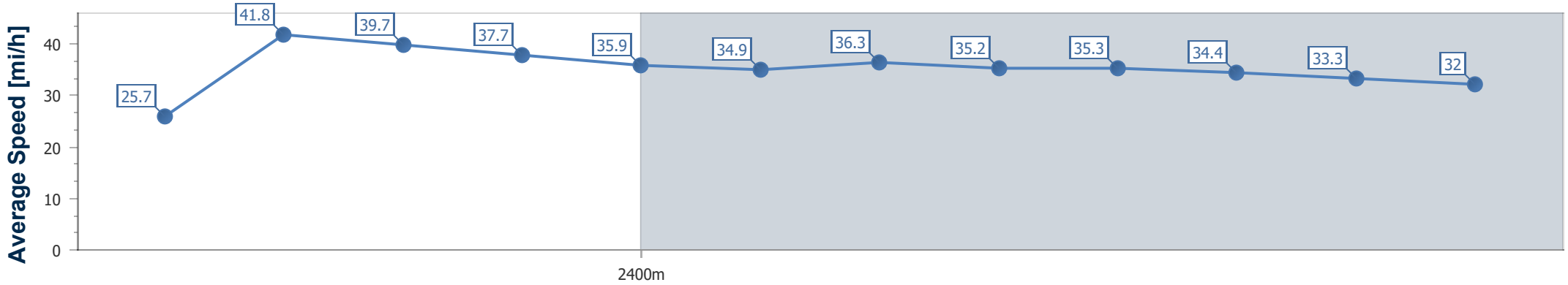
Horse Name	Humanitarian
Finish Rank	7
Fastest Section Time (Section)	0:11.00 (2fur)
Top Speed [mi/h] (Section)	42.3 (2fur)
Race State	Finished



Royal Ascot Day  
 Race 2: King Edward VII Stakes - 1M 3F 211Y  
 21 June 2019 - 15:05  
 Track Rating: Firm, Weather: Fine, Rail Position: True



Distance To Go	1fur	2fur	3fur	4fur	5fur	6fur	7fur	8fur	9fur	10fur	11fur	Finish
Section Times	0:13.76 [1] (0:13.76)	0:24.76 [2] (0:11.00)	0:36.31 [3] (0:11.55)	0:48.28 [3] (0:11.97)	1:01.10 [3] (0:12.82)	1:13.96 [3] (0:12.86)	1:26.37 [3] (0:12.41)	1:39.12 [3] (0:12.75)	1:52.03 [8] (0:12.91)	2:05.00 [8] (0:12.97)	2:18.65 [7] (0:13.65)	2:32.63 [7] (0:13.98)
Average Speed [mi/h]	25.7	41.8	39.7	37.7	35.9	34.9	36.3	35.2	35.3	34.4	33.3	32.0
Top Speed [mi/h]	41.7	42.3	41.4	38.1	37.0	35.3	36.9	35.9	35.9	35.5	34.0	32.3



- [ ] Ranking at each section and finish
- .-.- No data available at this section
- NA No data available



Horse Name	Jack Yeats
Finish Rank	8
Fastest Section Time (Section)	0:10.93 (2fur)
Top Speed [mi/h] (Section)	42.7 (2fur)
Race State	Finished



Royal Ascot Day

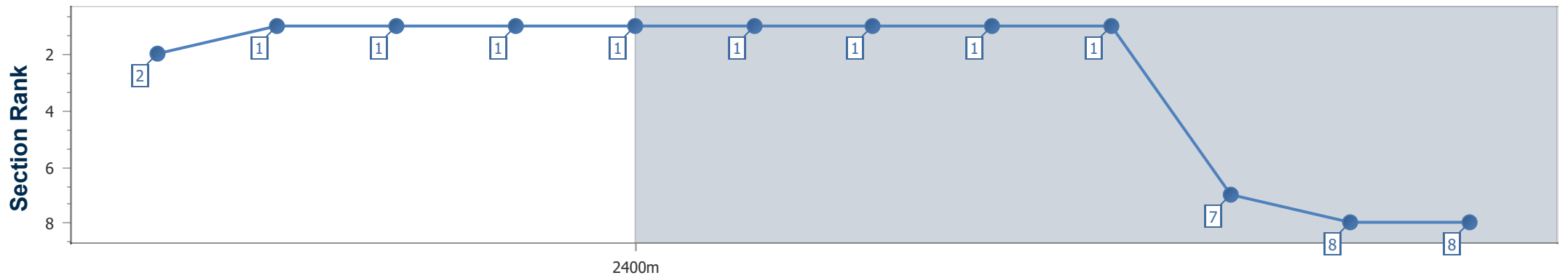
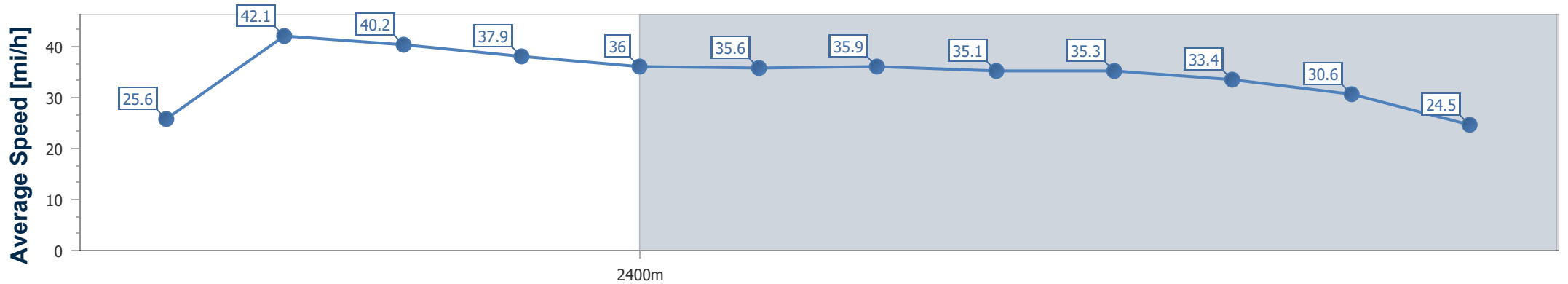
Race 2: King Edward VII Stakes - 1M 3F 211Y



21 June 2019 - 15:05

Track Rating: Firm, Weather: Fine, Rail Position: True

Distance To Go	1fur	2fur	3fur	4fur	5fur	6fur	7fur	8fur	9fur	10fur	11fur	Finish
Section Times	0:13.76 [2] (0:13.76)	0:24.69 [1] (0:10.93)	0:36.09 [1] (0:11.40)	0:48.09 [1] (0:12.00)	1:00.86 [1] (0:12.77)	1:13.44 [1] (0:12.58)	1:26.09 [1] (0:12.65)	1:38.79 [1] (0:12.70)	1:51.48 [1] (0:12.69)	2:04.90 [7] (0:13.42)	2:20.03 [8] (0:15.13)	2:38.76 [8] (0:18.73)
Average Speed [mi/h]	25.6	42.1	40.2	37.9	36.0	35.6	35.9	35.1	35.3	33.4	30.6	24.5
Top Speed [mi/h]	41.7	42.7	41.5	38.6	37.1	36.5	36.6	35.9	36.0	34.2	32.6	27.3



- [ ] Ranking at each section and finish
- .-.- No data available at this section
- NA No data available



Horse Name	Japan
Finish Rank	1
Fastest Section Time (Section)	0:11.07 (2fur)
Top Speed [mi/h] (Section)	42.1 (2fur)
Race State	Finished



Royal Ascot Day

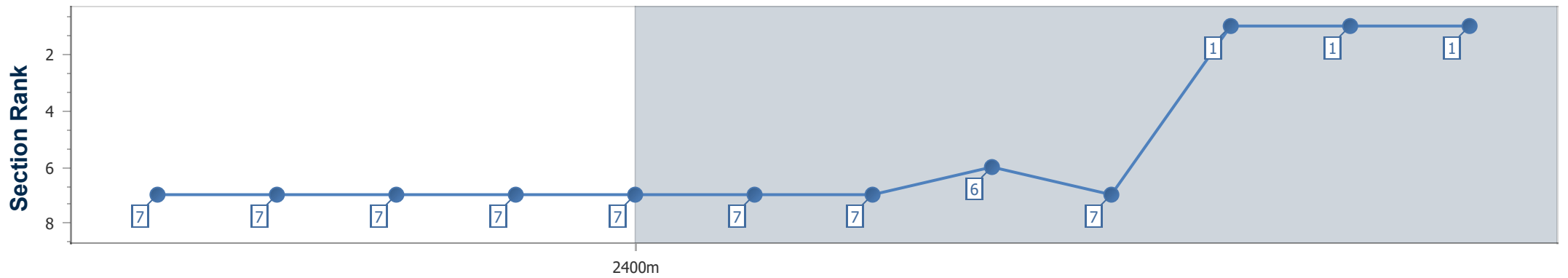
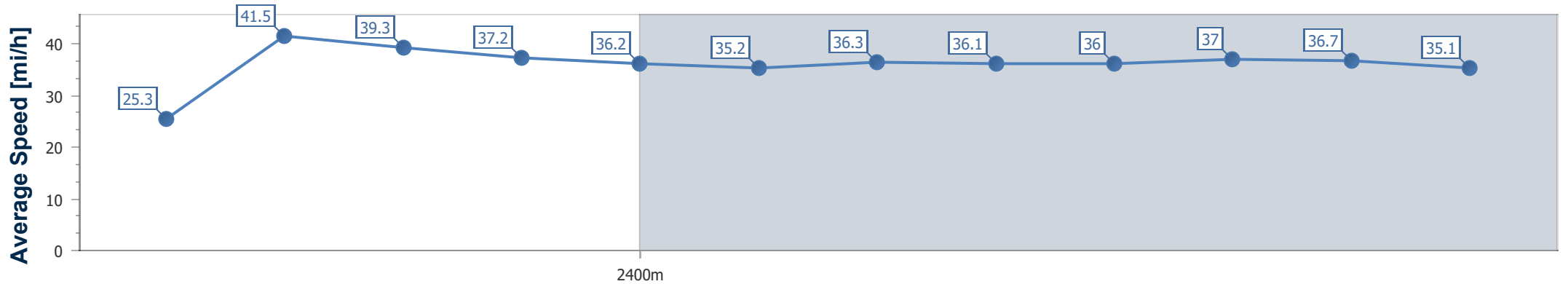
Race 2: King Edward VII Stakes - 1M 3F 211Y



21 June 2019 - 15:05

Track Rating: Firm, Weather: Fine, Rail Position: True

Distance To Go	1fur	2fur	3fur	4fur	5fur	6fur	7fur	8fur	9fur	10fur	11fur	Finish
Section Times	0:14.18 [7] (0:14.18)	0:25.25 [7] (0:11.07)	0:36.94 [7] (0:11.69)	0:49.05 [7] (0:12.11)	1:01.82 [7] (0:12.77)	1:14.55 [7] (0:12.73)	1:26.93 [7] (0:12.38)	1:39.41 [6] (0:12.48)	1:51.99 [7] (0:12.58)	2:04.06 [1] (0:12.07)	2:16.47 [1] (0:12.41)	2:29.21 [1] (0:12.74)
Average Speed [mi/h]	25.3	41.5	39.3	37.2	36.2	35.2	36.3	36.1	36.0	37.0	36.7	35.1
Top Speed [mi/h]	40.3	42.1	41.2	37.8	37.2	36.4	36.7	36.6	36.3	38.2	37.6	35.4



- [ ] Ranking at each section and finish
- .-.- No data available at this section
- NA No data available



Horse Name	Pablo Escobarr
Finish Rank	5
Fastest Section Time (Section)	0:11.04 (2fur)
Top Speed [mi/h] (Section)	42.3 (2fur)
Race State	Finished



Royal Ascot Day

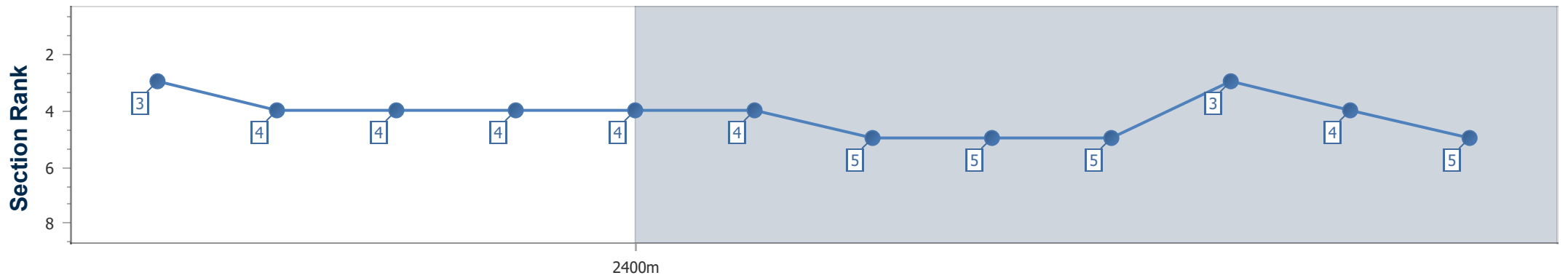
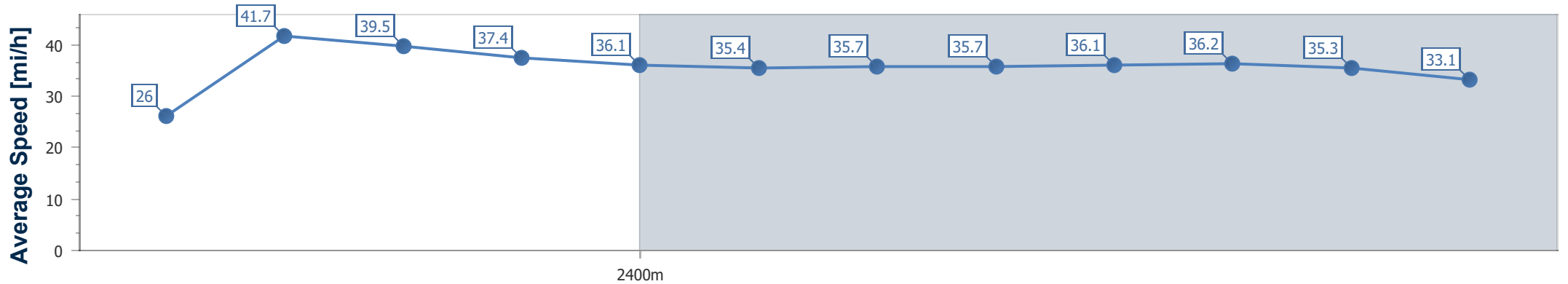
Race 2: King Edward VII Stakes - 1M 3F 211Y



21 June 2019 - 15:05

Track Rating: Firm, Weather: Fine, Rail Position: True

Distance To Go	1fur	2fur	3fur	4fur	5fur	6fur	7fur	8fur	9fur	10fur	11fur	Finish
Section Times	0:13.85 [3] (0:13.85)	0:24.89 [4] (0:11.04)	0:36.49 [4] (0:11.60)	0:48.57 [4] (0:12.08)	1:01.31 [4] (0:12.74)	1:14.06 [4] (0:12.75)	1:26.63 [5] (0:12.57)	1:39.25 [5] (0:12.62)	1:51.80 [5] (0:12.55)	2:04.15 [3] (0:12.35)	2:17.11 [4] (0:12.96)	2:30.74 [5] (0:13.63)
Average Speed [mi/h]	26.0	41.7	39.5	37.4	36.1	35.4	35.7	35.7	36.1	36.2	35.3	33.1
Top Speed [mi/h]	41.3	42.3	41.3	37.7	37.0	36.0	36.2	36.1	36.9	37.1	36.4	33.7



- [ ] Ranking at each section and finish
- .-.- No data available at this section
- NA No data available





Horse Name	Pondus
Finish Rank	6
Fastest Section Time (Section)	0:10.82 (2fur)
Top Speed [mi/h] (Section)	43.1 (2fur)
Race State	Finished



Royal Ascot Day

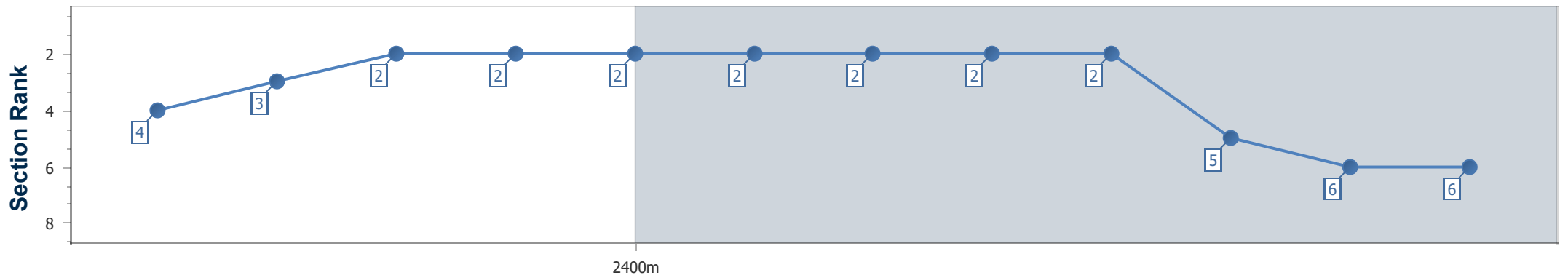
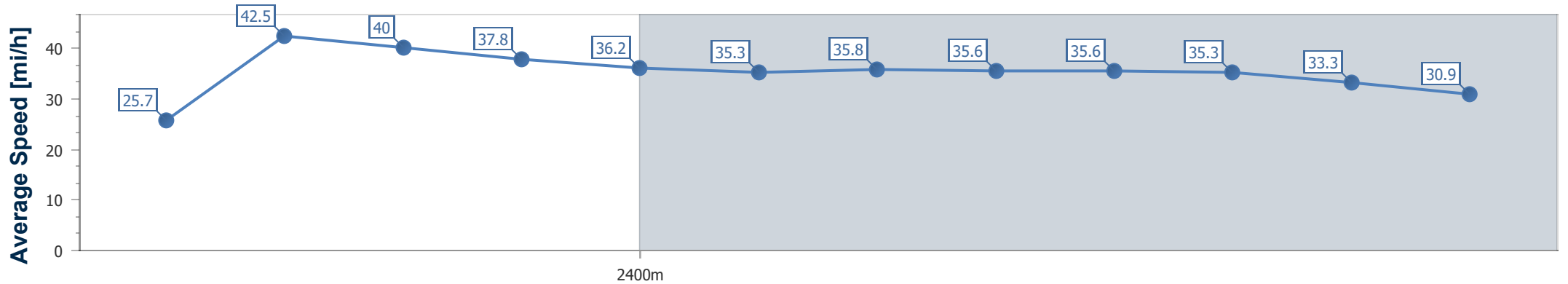
Race 2: King Edward VII Stakes - 1M 3F 211Y



21 June 2019 - 15:05

Track Rating: Firm, Weather: Fine, Rail Position: True

Distance To Go	1fur	2fur	3fur	4fur	5fur	6fur	7fur	8fur	9fur	10fur	11fur	Finish
Section Times	0:13.97 [4] (0:13.97)	0:24.79 [3] (0:10.82)	0:36.24 [2] (0:11.45)	0:48.22 [2] (0:11.98)	1:00.99 [2] (0:12.77)	1:13.73 [2] (0:12.74)	1:26.32 [2] (0:12.59)	1:38.91 [2] (0:12.59)	1:51.54 [2] (0:12.63)	2:04.26 [5] (0:12.72)	2:18.04 [6] (0:13.78)	2:32.42 [6] (0:14.38)
Average Speed [mi/h]	25.7	42.5	40.0	37.8	36.2	35.3	35.8	35.6	35.6	35.3	33.3	30.9
Top Speed [mi/h]	41.3	43.1	41.9	38.5	37.6	36.4	36.4	36.1	36.1	36.1	34.8	31.2



- [ ] Ranking at each section and finish
- .-.- No data available at this section
- NA No data available



Horse Name	Private Secretary
Finish Rank	4
Fastest Section Time (Section)	0:10.89 (2fur)
Top Speed [mi/h] (Section)	42.7 (2fur)
Race State	Finished



Royal Ascot Day

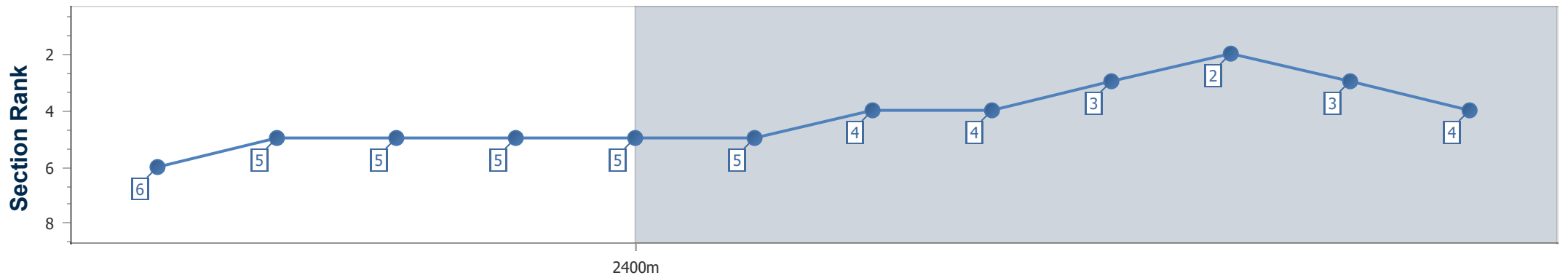
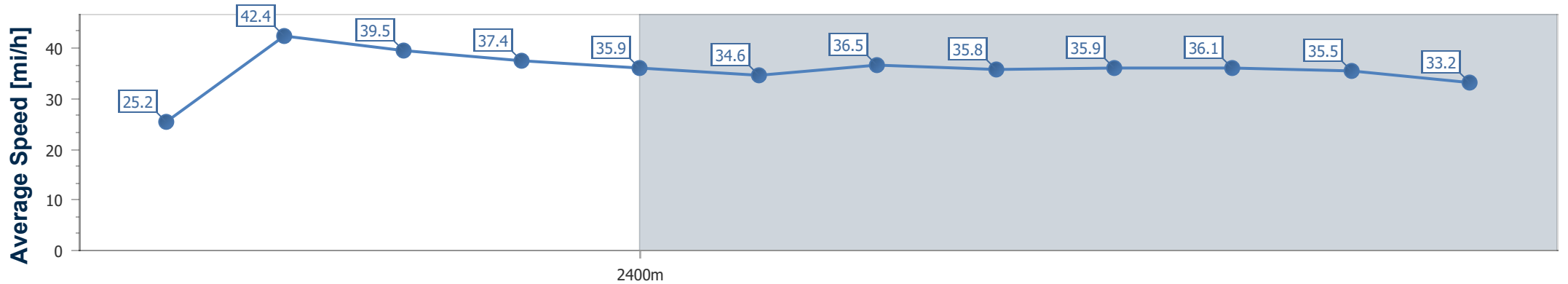
Race 2: King Edward VII Stakes - 1M 3F 211Y



21 June 2019 - 15:05

Track Rating: Firm, Weather: Fine, Rail Position: True

Distance To Go	1fur	2fur	3fur	4fur	5fur	6fur	7fur	8fur	9fur	10fur	11fur	Finish
Section Times	0:14.16 [6] (0:14.16)	0:25.05 [5] (0:10.89)	0:36.65 [5] (0:11.60)	0:48.70 [5] (0:12.05)	1:01.35 [5] (0:12.65)	1:14.28 [5] (0:12.93)	1:26.61 [4] (0:12.33)	1:39.17 [4] (0:12.56)	1:51.73 [3] (0:12.56)	2:04.10 [2] (0:12.37)	2:17.00 [3] (0:12.90)	2:30.52 [4] (0:13.52)
Average Speed [mi/h]	25.2	42.4	39.5	37.4	35.9	34.6	36.5	35.8	35.9	36.1	35.5	33.2
Top Speed [mi/h]	41.7	42.7	41.6	38.1	37.0	35.5	36.8	36.5	36.3	36.5	36.4	34.0



- [ ] Ranking at each section and finish
- .-.- No data available at this section
- NA No data available