

Track Rating: Good, Weather: Showery, Rail Position: +11 yards

Distance To Go				1fur	2fur	3fur	4fur	5fur	6fur	7fur			
Field Times				0:14.68 (0:14.68)	0:27.44 (0:12.76)	0:40.66 (0:13.22)	0:53.90 (0:13.23)	1:07.78 (0:13.88)	1:21.74 (0:13.96)	1:35.78 (0:14.03)			
Rank	TAB Horse	Barrier	Top Speed [mi/h]	Fastest Section								Last 3fur	Distance Travelled [m]
1	1 THE GRAND VISIR R Kingscote	1	36.7 18fur	0:12.40 18fur	0:15.45 [14] (0:15.45)	0:28.86 [15] (0:13.41)	0:42.30 [15] (0:13.44)	0:56.05 [14] (0:13.75)	1:10.07 [14] (0:14.02)	1:24.01 [14] (0:13.94)	1:37.95 [14] (0:13.94)	0:37.97	4035.8
2	18 BUILDMEUPBUTTERCUP R L Moore	18	37.7 19fur	0:12.12 18fur	0:15.97 [19] (0:15.97)	0:29.48 [19] (0:13.51)	0:43.08 [19] (0:13.60)	0:56.80 [19] (0:13.72)	1:10.69 [19] (0:13.89)	1:24.83 [19] (0:14.14)	1:38.89 [19] (0:14.06)	0:37.31	4067.3
3	3 TIME TO STUDY Jim Crowley	3	36.9 2fur	0:12.50 18fur	0:15.12 [9] (0:15.12)	0:28.22 [9] (0:13.10)	0:41.68 [9] (0:13.46)	0:55.29 [9] (0:13.61)	1:09.24 [9] (0:13.95)	1:23.11 [9] (0:13.87)	1:37.16 [9] (0:14.05)	0:38.90	4051.4
4	19 FUN MAC P J McDonald	19	37.1 19fur	0:12.29 18fur	0:15.33 [11] (0:15.33)	0:28.66 [13] (0:13.33)	0:42.11 [12] (0:13.45)	0:55.79 [12] (0:13.68)	1:09.84 [12] (0:14.05)	1:23.81 [12] (0:13.97)	1:37.83 [12] (0:14.02)	0:38.58	4032.6
5	8 COEUR DE LION Thore Hammer Hansen	8	38.8 2fur	0:12.64 18fur	0:14.72 [2] (0:14.72)	0:27.87 [5] (0:13.15)	0:41.26 [6] (0:13.39)	0:54.68 [5] (0:13.42)	1:08.70 [5] (0:14.02)	1:22.61 [5] (0:13.91)	1:36.59 [5] (0:13.98)	0:39.54	4047.9
6	4 ARCTIC FIRE M Gallagher	4	38.5 2fur	0:12.39 18fur	0:15.90 [18] (0:15.90)	0:29.18 [17] (0:13.28)	0:42.69 [17] (0:13.51)	0:56.56 [18] (0:13.87)	1:10.56 [18] (0:14.00)	1:24.67 [18] (0:14.11)	1:38.67 [18] (0:14.00)	0:38.65	4040.3
7	16 MANCINI S De Sousa	16	37.9 2fur	0:12.70 16fur	0:14.68 [1] (0:14.68)	0:27.59 [2] (0:12.91)	0:40.79 [2] (0:13.20)	0:54.06 [2] (0:13.27)	1:08.13 [2] (0:14.07)	1:22.09 [2] (0:13.96)	1:36.04 [2] (0:13.95)	0:40.69	4041.4
8	17 BATTS ROCK L Dettori	17	37.1 11fur	0:12.21 10fur	0:15.85 [17] (0:15.85)	0:29.26 [18] (0:13.41)	0:42.70 [18] (0:13.44)	0:56.52 [17] (0:13.82)	1:10.39 [17] (0:13.87)	1:24.39 [17] (0:14.00)	1:38.40 [17] (0:14.01)	0:40.44	4047.2
9	15 YABASS Hollie Doyle	15	38.3 2fur	0:12.66 16fur	0:14.85 [4] (0:14.85)	0:27.77 [4] (0:12.92)	0:41.13 [4] (0:13.36)	0:54.47 [4] (0:13.34)	1:08.50 [4] (0:14.03)	1:22.40 [4] (0:13.90)	1:36.33 [4] (0:13.93)	0:40.82	4050.0
10	6 NOT NEVER Harry Bentley	6	39.9 2fur	0:12.68 10fur	0:14.98 [6] (0:14.98)	0:27.97 [6] (0:12.99)	0:41.42 [7] (0:13.45)	0:54.99 [8] (0:13.57)	1:08.99 [7] (0:14.00)	1:22.88 [7] (0:13.89)	1:36.87 [7] (0:13.99)	0:40.01	4078.8

Did Not Finish: Ulster (11), Mixboy (13)

Scratched: The Cashel Man (20)

Track Rating: Good, Weather: Showery, Rail Position: +11 yards

Distance To Go				1fur	2fur	3fur	4fur	5fur	6fur	7fur			
Field Times				0:14.68 (0:14.68)	0:27.44 (0:12.76)	0:40.66 (0:13.22)	0:53.90 (0:13.23)	1:07.78 (0:13.88)	1:21.74 (0:13.96)	1:35.78 (0:14.03)			
Rank	TAB Horse	Barrier	Top Speed [mi/h]	Fastest Section								Last 3fur	Distance Travelled [m]
11	9 KEROSIN Oisin Murphy	9	38.5	0:12.72	0:15.08 [7]	0:28.05 [7]	0:41.25 [5]	0:54.82 [6]	1:08.99 [7]	1:22.96 [8]	1:36.96 [8]	0:40.49	4025.7
			2fur	18fur	(0:15.08)	(0:12.97)	(0:13.20)	(0:13.57)	(0:14.17)	(0:13.97)	(0:14.00)		
12	5 MENGLI KHAN R P Cleary	5	37.1	0:12.66	0:15.13 [10]	0:28.10 [8]	0:41.44 [8]	0:54.94 [7]	1:08.94 [6]	1:22.83 [6]	1:36.82 [6]	0:42.19	4041.0
			2fur	10fur	(0:15.13)	(0:12.97)	(0:13.34)	(0:13.50)	(0:14.00)	(0:13.89)	(0:13.99)		
13	2 SNOW FALCON C T Keane	2	36.4	0:12.51	0:15.76 [16]	0:29.06 [16]	0:42.43 [16]	0:56.28 [16]	1:10.17 [16]	1:24.18 [16]	1:38.14 [15]	0:43.18	4048.1
			2fur	16fur	(0:15.76)	(0:13.30)	(0:13.37)	(0:13.85)	(0:13.89)	(0:14.01)	(0:13.96)		
14	7 PERCY STREET Finley Marsh	7	37.2	0:12.58	0:15.38 [12]	0:28.64 [12]	0:42.15 [13]	0:55.84 [13]	1:09.97 [13]	1:23.89 [13]	1:37.93 [13]	0:42.58	4046.0
			2fur	16fur	(0:15.38)	(0:13.26)	(0:13.51)	(0:13.69)	(0:14.13)	(0:13.92)	(0:14.04)		
15	10 JUKEBOX JIVE D C Costello	10	37.5	0:12.62	0:14.82 [3]	0:27.44 [1]	0:40.66 [1]	0:53.90 [1]	1:07.78 [1]	1:21.74 [1]	1:35.78 [1]	0:44.82	4044.3
			2fur	2fur	(0:14.82)	(0:12.62)	(0:13.22)	(0:13.24)	(0:13.88)	(0:13.96)	(0:14.04)		
16	14 GUNNERY J P Spencer	14	36.4	0:12.45	0:15.52 [15]	0:28.85 [14]	0:42.27 [14]	0:56.10 [15]	1:10.14 [15]	1:24.16 [15]	1:38.28 [16]	0:46.63	4048.8
			2fur	16fur	(0:15.52)	(0:13.33)	(0:13.42)	(0:13.83)	(0:14.04)	(0:14.02)	(0:14.12)		
17	12 COSMELLI Daniel Muscutt	12	36.8	0:12.80	0:15.39 [13]	0:28.40 [11]	0:41.71 [10]	0:55.34 [10]	1:09.45 [10]	1:23.32 [10]	1:37.38 [10]	0:48.12	4029.1
			2fur	10fur	(0:15.39)	(0:13.01)	(0:13.31)	(0:13.63)	(0:14.11)	(0:13.87)	(0:14.06)		

Did Not Finish: Ulster (11), Mixboy (13)

Scratched: The Cashel Man (20)

Track Rating: Good, Weather: Showery, Rail Position: +11 yards

Distance To Go				8fur	9fur	10fur	11fur	12fur	13fur	14fur			
Field Times				1:50.82 (1:50.82)	2:04.46 (0:13.64)	2:17.17 (0:12.71)	2:30.09 (0:12.91)	2:43.36 (0:13.26)	2:57.25 (0:13.89)	3:10.71 (0:13.46)			
Rank	TAB Horse	Barrier	Top Speed [mi/h]	Fastest Section								Last 3fur	Distance Travelled [m]
1	1 THE GRAND VISIR R Kingscote	1	36.7 18fur	0:12.40 18fur	1:52.44 [13] (0:14.49)	2:06.14 [14] (0:13.70)	2:18.78 [14] (0:12.64)	2:31.84 [14] (0:13.06)	2:45.24 [14] (0:13.40)	2:59.00 [14] (0:13.76)	3:12.50 [14] (0:13.50)	0:37.97	4035.8
2	18 BUILDMEUPBUTTERCUP R L Moore	18	37.7 19fur	0:12.12 18fur	1:53.35 [19] (0:14.46)	2:06.64 [18] (0:13.29)	2:19.15 [18] (0:12.51)	2:32.19 [18] (0:13.04)	2:45.54 [17] (0:13.35)	2:59.47 [18] (0:13.93)	3:13.08 [18] (0:13.61)	0:37.31	4067.3
3	3 TIME TO STUDY Jim Crowley	3	36.9 2fur	0:12.50 18fur	1:51.97 [10] (0:14.81)	2:05.62 [9] (0:13.65)	2:18.20 [10] (0:12.58)	2:31.12 [10] (0:12.92)	2:44.44 [10] (0:13.32)	2:58.60 [11] (0:14.16)	3:12.12 [11] (0:13.52)	0:38.90	4051.4
4	19 FUN MAC P J McDonald	19	37.1 19fur	0:12.29 18fur	1:52.17 [11] (0:14.34)	2:05.96 [12] (0:13.79)	2:18.59 [12] (0:12.63)	2:31.58 [13] (0:12.99)	2:44.97 [12] (0:13.39)	2:58.76 [12] (0:13.79)	3:12.30 [12] (0:13.54)	0:38.58	4032.6
5	8 COEUR DE LION Thore Hammer Hansen	8	38.8 2fur	0:12.64 18fur	1:51.39 [6] (0:14.80)	2:05.08 [5] (0:13.69)	2:17.79 [5] (0:12.71)	2:30.74 [6] (0:12.95)	2:44.00 [6] (0:13.26)	2:58.03 [7] (0:14.03)	3:11.47 [7] (0:13.44)	0:39.54	4047.9
6	4 ARCTIC FIRE M Gallagher	4	38.5 2fur	0:12.39 18fur	1:53.00 [18] (0:14.33)	2:06.77 [19] (0:13.77)	2:19.33 [19] (0:12.56)	2:32.46 [19] (0:13.13)	2:45.84 [19] (0:13.38)	2:59.62 [19] (0:13.78)	3:13.14 [19] (0:13.52)	0:38.65	4040.3
7	16 MANCINI S De Sousa	16	37.9 2fur	0:12.70 16fur	1:50.87 [2] (0:14.83)	2:04.54 [2] (0:13.67)	2:17.25 [2] (0:12.71)	2:30.28 [2] (0:13.03)	2:43.57 [2] (0:13.29)	2:57.45 [2] (0:13.88)	3:10.89 [2] (0:13.44)	0:40.69	4041.4
8	17 BATTS ROCK L Dettori	17	37.1 11fur	0:12.21 10fur	1:52.85 [17] (0:14.45)	2:05.98 [13] (0:13.13)	2:18.19 [9] (0:12.21)	2:30.67 [5] (0:12.48)	2:43.70 [3] (0:13.03)	2:57.64 [3] (0:13.94)	3:11.18 [4] (0:13.54)	0:40.44	4047.2
9	15 YABASS Hollie Doyle	15	38.3 2fur	0:12.66 16fur	1:51.16 [4] (0:14.83)	2:04.87 [4] (0:13.71)	2:17.56 [4] (0:12.69)	2:30.55 [4] (0:12.99)	2:43.78 [5] (0:13.23)	2:57.77 [5] (0:13.99)	3:11.21 [5] (0:13.44)	0:40.82	4050.0
10	6 NOT NEVER Harry Bentley	6	39.9 2fur	0:12.68 10fur	1:51.69 [8] (0:14.82)	2:05.39 [8] (0:13.70)	2:18.07 [8] (0:12.68)	2:31.05 [9] (0:12.98)	2:44.35 [9] (0:13.30)	2:58.32 [9] (0:13.97)	3:11.88 [9] (0:13.56)	0:40.01	4078.8

Did Not Finish: Ulster (11), Mixboy (13)

Scratched: The Cashel Man (20)

Track Rating: Good, Weather: Showery, Rail Position: +11 yards

Distance To Go				8fur	9fur	10fur	11fur	12fur	13fur	14fur			
Field Times				1:50.82 (1:50.82)	2:04.46 (0:13.64)	2:17.17 (0:12.71)	2:30.09 (0:12.91)	2:43.36 (0:13.26)	2:57.25 (0:13.89)	3:10.71 (0:13.46)			
Rank	TAB Horse	Barrier	Top Speed [mi/h]	Fastest Section								Last 3fur	Distance Travelled [m]
11	9 KEROSIN Oisin Murphy	9	38.5	0:12.72	1:51.32 [5]	2:05.17 [6]	2:17.95 [6]	2:30.97 [8]	2:44.35 [8]	2:57.90 [6]	3:11.37 [6]	0:40.49	4025.7
			2fur	18fur	(0:14.36)	(0:13.85)	(0:12.78)	(0:13.02)	(0:13.38)	(0:13.55)	(0:13.47)		
12	5 MENGLI KHAN R P Cleary	5	37.1	0:12.66	1:51.57 [7]	2:05.30 [7]	2:17.96 [7]	2:30.88 [7]	2:44.23 [7]	2:58.21 [8]	3:11.78 [8]	0:42.19	4041.0
			2fur	10fur	(0:14.75)	(0:13.73)	(0:12.66)	(0:12.92)	(0:13.35)	(0:13.98)	(0:13.57)		
13	2 SNOW FALCON C T Keane	2	36.4	0:12.51	1:52.71 [15]	2:06.40 [16]	2:18.95 [16]	2:31.98 [16]	2:45.36 [16]	2:59.16 [16]	3:12.77 [16]	0:43.18	4048.1
			2fur	16fur	(0:14.57)	(0:13.69)	(0:12.55)	(0:13.03)	(0:13.38)	(0:13.80)	(0:13.61)		
14	7 PERCY STREET Finley Marsh	7	37.2	0:12.58	1:52.46 [14]	2:06.18 [15]	2:18.89 [15]	2:31.86 [15]	2:45.28 [15]	2:59.04 [15]	3:12.65 [15]	0:42.58	4046.0
			2fur	16fur	(0:14.53)	(0:13.72)	(0:12.71)	(0:12.97)	(0:13.42)	(0:13.76)	(0:13.61)		
15	10 JUKEBOX JIVE D C Costello	10	37.5	0:12.62	1:50.82 [1]	2:04.46 [1]	2:17.17 [1]	2:30.09 [1]	2:43.36 [1]	2:57.25 [1]	3:10.71 [1]	0:44.82	4044.3
			2fur	2fur	(0:15.04)	(0:13.64)	(0:12.71)	(0:12.92)	(0:13.27)	(0:13.89)	(0:13.46)		
16	14 GUNNERY J P Spencer	14	36.4	0:12.45	1:52.80 [16]	2:06.48 [17]	2:19.08 [17]	2:32.16 [17]	2:45.58 [18]	2:59.29 [17]	3:12.94 [17]	0:46.63	4048.8
			2fur	16fur	(0:14.52)	(0:13.68)	(0:12.60)	(0:13.08)	(0:13.42)	(0:13.71)	(0:13.65)		
17	12 COSMELLI Daniel Muscutt	12	36.8	0:12.80	1:51.84 [9]	2:05.69 [10]	2:18.49 [11]	2:31.39 [11]	2:44.78 [11]	2:58.48 [10]	3:11.98 [10]	0:48.12	4029.1
			2fur	10fur	(0:14.46)	(0:13.85)	(0:12.80)	(0:12.90)	(0:13.39)	(0:13.70)	(0:13.50)		

Did Not Finish: Ulster (11), Mixboy (13)

Scratched: The Cashel Man (20)

Track Rating: Good, Weather: Showery, Rail Position: +11 yards

Distance To Go		15fur	16fur	17fur	18fur	19fur	Finish	Official					
Field Times		3:23.72 (3:23.72)	3:36.47 (0:12.75)	3:49.61 (0:13.13)	4:02.50 (0:12.89)	4:15.54 (0:13.03)	4:28.40 (0:12.85)	Finish Time					
Rank	TAB Horse	Barrier	Top Speed [mi/h]	Fastest Section			Last 3fur	Distance Travelled [m]					
1	1 THE GRAND VISIR R Kingscote	1	36.7 18fur	0:12.40 18fur	3:25.38 [13] (0:12.88)	3:37.89 [11] (0:12.51)	3:50.43 [8] (0:12.54)	4:02.83 [5] (0:12.40)	4:15.57 [2] (0:12.74)	4:28.40 [1] (0:12.83)	4:28.34	0:37.97	4035.8
2	18 BUILDMEUPBUTTERCUP R L Moore	18	37.7 19fur	0:12.12 18fur	3:25.91 [18] (0:12.83)	3:38.31 [16] (0:12.40)	3:51.24 [14] (0:12.93)	4:03.36 [11] (0:12.12)	4:15.71 [3] (0:12.35)	4:28.55 [2] (0:12.84)	4:28.54	0:37.31	4067.3
3	3 TIME TO STUDY Jim Crowley	3	36.9 2fur	0:12.50 18fur	3:24.96 [10] (0:12.84)	3:37.50 [7] (0:12.54)	3:50.22 [6] (0:12.72)	4:02.72 [3] (0:12.50)	4:15.54 [1] (0:12.82)	4:29.12 [3] (0:13.58)	4:29.20	0:38.90	4051.4
4	19 FUN MAC P J McDonald	19	37.1 19fur	0:12.29 18fur	3:25.23 [12] (0:12.93)	3:38.04 [13] (0:12.81)	3:50.96 [12] (0:12.92)	4:03.25 [10] (0:12.29)	4:15.88 [4] (0:12.63)	4:29.54 [4] (0:13.66)	4:29.59	0:38.58	4032.6
5	8 COEUR DE LION Thore Hammer Hansen	8	38.8 2fur	0:12.64 18fur	3:24.54 [7] (0:13.07)	3:37.28 [5] (0:12.74)	3:50.16 [5] (0:12.88)	4:02.80 [4] (0:12.64)	4:16.23 [5] (0:13.43)	4:29.70 [5] (0:13.47)	4:29.76	0:39.54	4047.9
6	4 ARCTIC FIRE M Gallagher	4	38.5 2fur	0:12.39 18fur	3:26.14 [19] (0:13.00)	3:38.66 [19] (0:12.52)	3:51.40 [16] (0:12.74)	4:03.79 [13] (0:12.39)	4:16.94 [11] (0:13.15)	4:30.05 [6] (0:13.11)	4:29.97	0:38.65	4040.3
7	16 MANCINI S De Sousa	16	37.9 2fur	0:12.70 16fur	3:23.93 [2] (0:13.04)	3:36.63 [2] (0:12.70)	3:49.61 [1] (0:12.98)	4:02.50 [1] (0:12.89)	4:16.24 [6] (0:13.74)	4:30.30 [7] (0:14.06)	4:30.34	0:40.69	4041.4
8	17 BATTS ROCK L Dettori	17	37.1 11fur	0:12.21 10fur	3:24.23 [3] (0:13.05)	3:36.95 [4] (0:12.72)	3:49.95 [4] (0:13.00)	4:02.87 [6] (0:12.92)	4:16.45 [8] (0:13.58)	4:30.39 [8] (0:13.94)	4:30.42	0:40.44	4047.2
9	15 YABASS Hollie Doyle	15	38.3 2fur	0:12.66 16fur	3:24.24 [5] (0:13.03)	3:36.90 [3] (0:12.66)	3:49.85 [3] (0:12.95)	4:02.72 [2] (0:12.87)	4:16.44 [7] (0:13.72)	4:30.67 [9] (0:14.23)	4:30.54	0:40.82	4050.0
10	6 NOT NEVER Harry Bentley	6	39.9 2fur	0:12.68 10fur	3:24.86 [9] (0:12.98)	3:37.74 [10] (0:12.88)	3:50.82 [10] (0:13.08)	4:03.60 [12] (0:12.78)	4:16.99 [12] (0:13.39)	4:30.83 [10] (0:13.84)	4:30.71	0:40.01	4078.8

Did Not Finish: Ulster (11), Mixboy (13)

Scratched: The Cashel Man (20)

Track Rating: Good, Weather: Showery, Rail Position: +11 yards

Distance To Go		15fur	16fur	17fur	18fur	19fur	Finish	Official					
Field Times		3:23.72 (3:23.72)	3:36.47 (0:12.75)	3:49.61 (0:13.13)	4:02.50 (0:12.89)	4:15.54 (0:13.03)	4:28.40 (0:12.85)	Finish Time					
Rank	TAB Horse	Barrier	Top Speed [mi/h]	Fastest Section					Last 3fur	Distance Travelled [m]			
11	9 <b>KEROSIN</b> Oisin Murphy	9	38.5	0:12.72	3:24.50 [6] (0:13.13)	3:37.41 [6] (0:12.91)	3:50.32 [7] (0:12.91)	4:03.04 [7] (0:12.72)	4:16.68 [9] (0:13.64)	4:30.81 [11] (0:14.13)	4:30.84	0:40.49	4025.7
12	5 <b>MENGLI KHAN</b> R P Cleary	5	37.1	0:12.66	3:24.78 [8] (0:13.00)	3:37.66 [9] (0:12.88)	3:50.51 [9] (0:12.85)	4:03.17 [9] (0:12.66)	4:16.87 [10] (0:13.70)	4:32.70 [12] (0:15.83)	4:32.70	0:42.19	4041.0
13	2 <b>SNOW FALCON</b> C T Keane	2	36.4	0:12.51	3:25.56 [15] (0:12.79)	3:38.07 [14] (0:12.51)	3:51.00 [13] (0:12.93)	4:03.84 [14] (0:12.84)	4:18.21 [14] (0:14.37)	4:34.18 [13] (0:15.97)	4:34.05	0:43.18	4048.1
14	7 <b>PERCY STREET</b> Finley Marsh	7	37.2	0:12.58	3:25.61 [16] (0:12.96)	3:38.19 [15] (0:12.58)	3:51.48 [17] (0:13.29)	4:04.77 [17] (0:13.29)	4:19.25 [15] (0:14.48)	4:34.06 [14] (0:14.81)	4:34.11	0:42.58	4046.0
15	10 <b>JUKEBOX JIVE</b> D C Costello	10	37.5	0:12.62	3:23.72 [1] (0:13.01)	3:36.47 [1] (0:12.75)	3:49.68 [2] (0:13.21)	4:03.13 [8] (0:13.45)	4:18.15 [13] (0:15.02)	4:34.50 [15] (0:16.35)	4:34.32	0:44.82	4044.3
16	14 <b>GUNNERY</b> J P Spencer	14	36.4	0:12.45	3:25.87 [17] (0:12.93)	3:38.32 [17] (0:12.45)	3:51.26 [15] (0:12.94)	4:04.26 [16] (0:13.00)	4:19.46 [16] (0:15.20)	4:37.89 [16] (0:18.43)	4:38.01	0:46.63	4048.8
17	12 <b>COSMELLI</b> Daniel Muscutt	12	36.8	0:12.80	3:25.04 [11] (0:13.06)	3:37.96 [12] (0:12.92)	3:50.92 [11] (0:12.96)	4:04.18 [15] (0:13.26)	4:19.90 [17] (0:15.72)	4:39.04 [17] (0:19.14)	4:39.23	0:48.12	4029.1

Did Not Finish: Ulster (11), Mixboy (13)

Scratched: The Cashel Man (20)



Horse Name	The Grand Visir
Finish Rank	1
Fastest Section Time (Section)	0:12.40 (18fur)
Top Speed [mi/h] (Section)	36.7 (18fur)
Race State	Finished

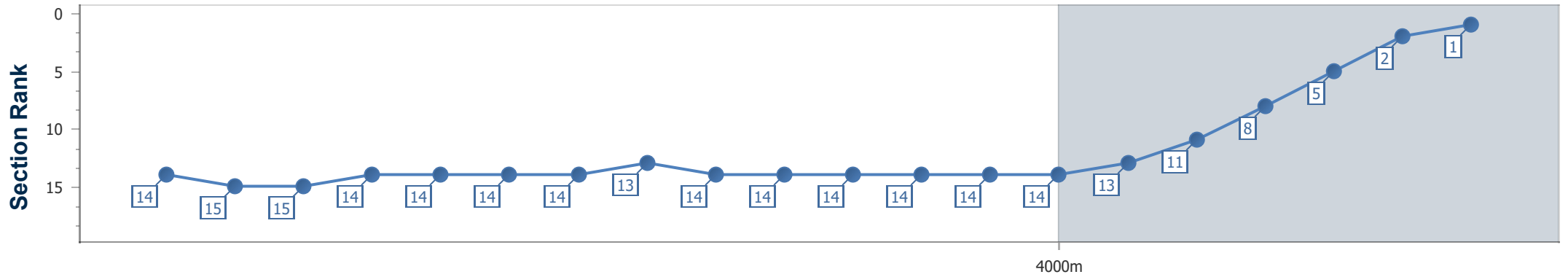
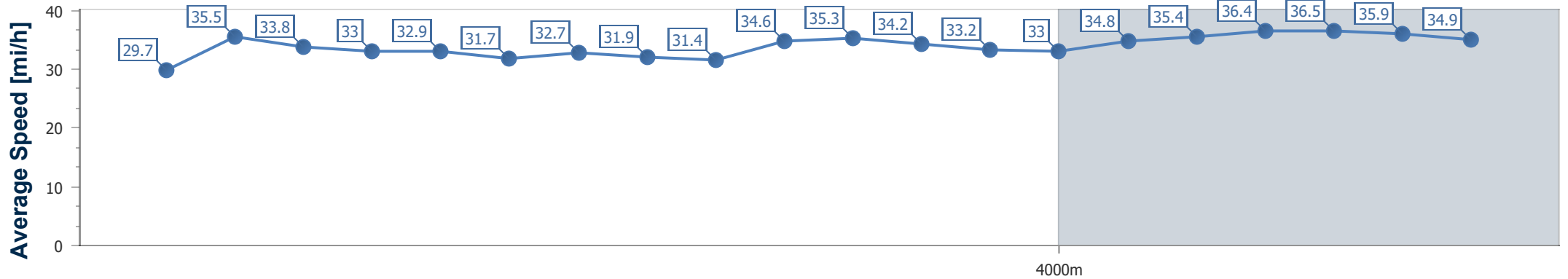


Royal Ascot Day  
 Race 5: Ascot Stakes - 2M 3F 210Y  
 18 June 2019 - 18:00



Track Rating: Firm, Weather: Showery, Rail Position: +11 yards

Distance To Go	8fur	9fur	10fur	11fur	12fur	13fur	14fur	15fur	16fur	17fur	18fur	19fur	Finish
Section Times	1:52.44 [13] (0:14.49)	2:06.14 [14] (0:13.70)	2:18.78 [14] (0:12.64)	2:31.84 [14] (0:13.06)	2:45.24 [14] (0:13.40)	2:59.00 [14] (0:13.76)	3:12.50 [14] (0:13.50)	3:25.38 [13] (0:12.88)	3:37.89 [11] (0:12.51)	3:50.43 [8] (0:12.54)	4:02.83 [5] (0:12.40)	4:15.57 [2] (0:12.74)	4:28.40 [1] (0:12.83)
Average Speed [mi/h]	31.9	31.4	34.6	35.3	34.2	33.2	33.0	34.8	35.4	36.4	36.5	35.9	34.9
Top Speed [mi/h]	32.2	33.3	36.1	36.1	34.3	33.4	33.7	35.1	36.1	36.5	36.7	36.6	35.2



- [ ] Ranking at each section and finish
- .-.- No data available at this section
- NA No data available



Horse Name	Snow Falcon
Finish Rank	13
Fastest Section Time (Section)	0:12.51 (16fur)
Top Speed [mi/h] (Section)	36.4 (2fur)
Race State	Finished

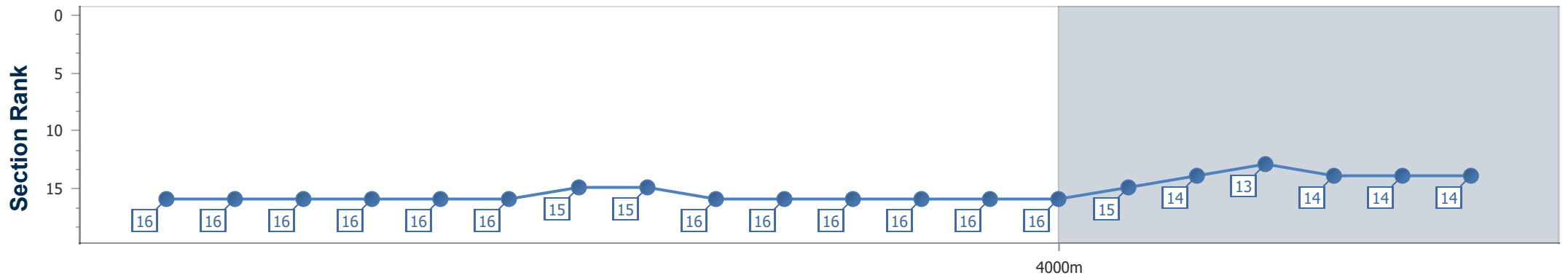
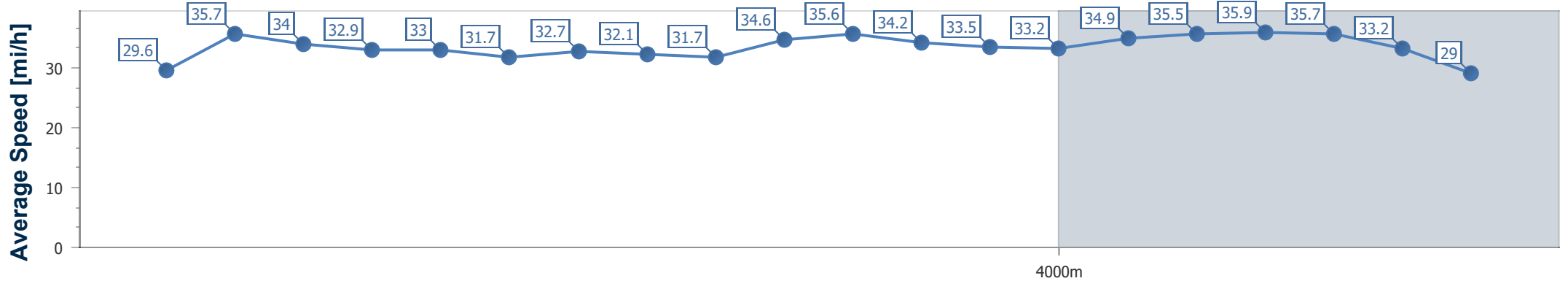


Royal Ascot Day  
 Race 5: Ascot Stakes - 2M 3F 210Y  
 18 June 2019 - 18:00



Track Rating: Firm, Weather: Showery, Rail Position: +11 yards

Distance To Go	8fur	9fur	10fur	11fur	12fur	13fur	14fur	15fur	16fur	17fur	18fur	19fur	Finish
Section Times	1:52.71 [15] (0:14.57)	2:06.40 [16] (0:13.69)	2:18.95 [16] (0:12.55)	2:31.98 [16] (0:13.03)	2:45.36 [16] (0:13.38)	2:59.16 [16] (0:13.80)	3:12.77 [16] (0:13.61)	3:25.56 [15] (0:12.79)	3:38.07 [14] (0:12.51)	3:51.00 [13] (0:12.93)	4:03.84 [14] (0:12.84)	4:18.21 [14] (0:14.37)	4:34.18 [14] (0:15.97)
Average Speed [mi/h]	32.1	31.7	34.6	35.6	34.2	33.5	33.2	34.9	35.5	35.9	35.7	33.2	29.0
Top Speed [mi/h]	32.5	33.3	36.3	36.4	34.5	33.6	33.6	35.3	36.1	36.2	35.9	35.6	30.4



- [ ] Ranking at each section and finish
- .-.- No data available at this section
- NA No data available





Horse Name	Time To Study
Finish Rank	3
Fastest Section Time (Section)	0:12.50 (18fur)
Top Speed [mi/h] (Section)	36.9 (2fur)
Race State	Finished


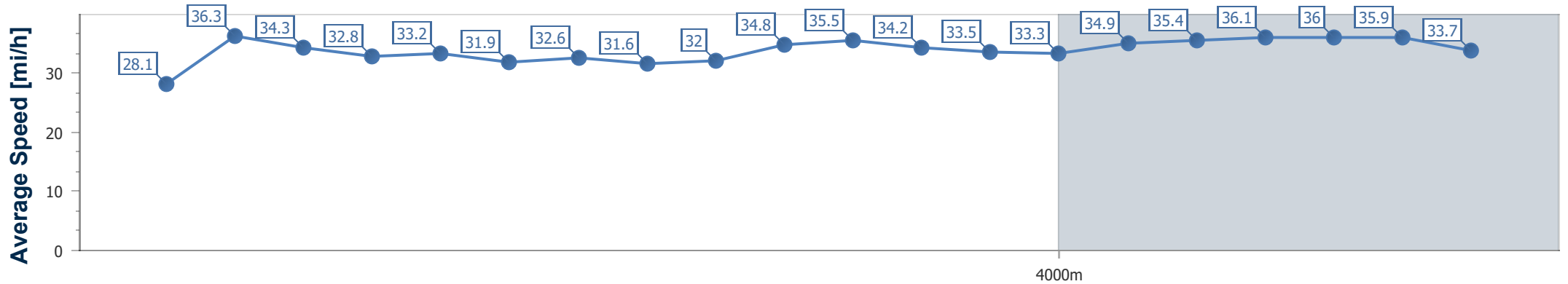


Royal Ascot Day  
 Race 5: Ascot Stakes - 2M 3F 210Y  
 18 June 2019 - 18:00



Track Rating: Firm, Weather: Showery, Rail Position: +11 yards

Distance To Go	8fur	9fur	10fur	11fur	12fur	13fur	14fur	15fur	16fur	17fur	18fur	19fur	Finish
Section Times	1:51.97 [10] (0:14.81)	2:05.62 [9] (0:13.65)	2:18.20 [10] (0:12.58)	2:31.12 [10] (0:12.92)	2:44.44 [10] (0:13.32)	2:58.60 [11] (0:14.16)	3:12.12 [11] (0:13.52)	3:24.96 [10] (0:12.84)	3:37.50 [7] (0:12.54)	3:50.22 [6] (0:12.72)	4:02.72 [3] (0:12.50)	4:15.54 [1] (0:12.82)	4:29.12 [3] (0:13.58)
Average Speed [mi/h]	31.6	32.0	34.8	35.5	34.2	33.5	33.3	34.9	35.4	36.1	36.0	35.9	33.7
Top Speed [mi/h]	32.0	33.2	36.0	36.0	34.7	34.0	33.9	35.3	36.0	36.3	36.4	36.4	34.9



- [ ] Ranking at each section and finish
- .-.- No data available at this section
- NA No data available



Horse Name	Arctic Fire
Finish Rank	6
Fastest Section Time (Section)	0:12.39 (18fur)
Top Speed [mi/h] (Section)	38.5 (2fur)
Race State	Finished

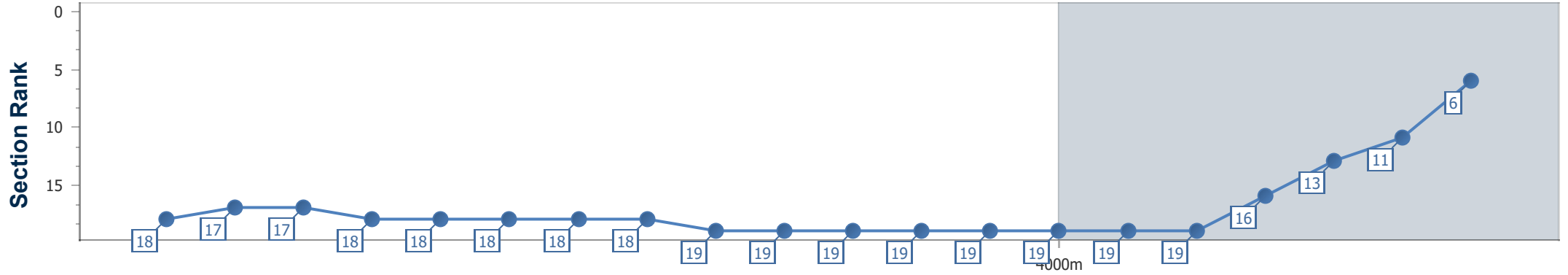
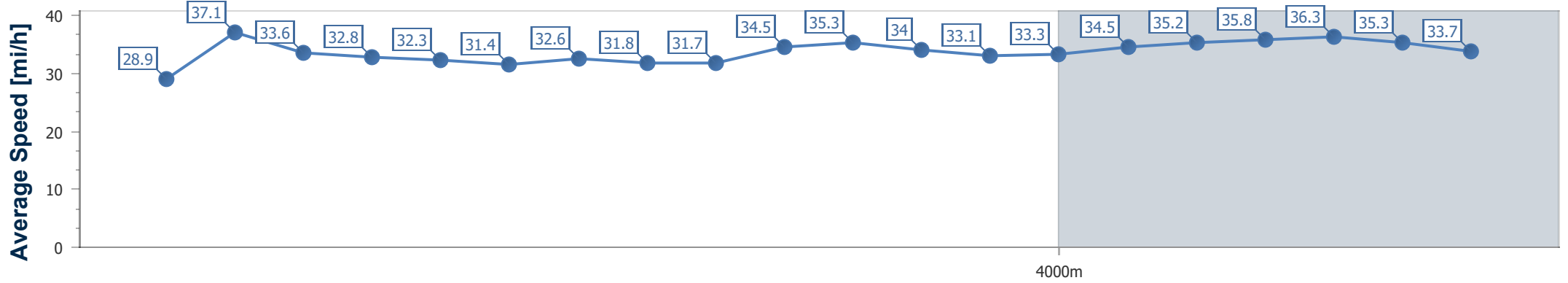


Royal Ascot Day  
 Race 5: Ascot Stakes - 2M 3F 210Y  
 18 June 2019 - 18:00



Track Rating: Firm, Weather: Showery, Rail Position: +11 yards

Distance To Go	8fur	9fur	10fur	11fur	12fur	13fur	14fur	15fur	16fur	17fur	18fur	19fur	Finish
Section Times	1:53.00 [18] (0:14.33)	2:06.77 [19] (0:13.77)	2:19.33 [19] (0:12.56)	2:32.46 [19] (0:13.13)	2:45.84 [19] (0:13.38)	2:59.62 [19] (0:13.78)	3:13.14 [19] (0:13.52)	3:26.14 [19] (0:13.00)	3:38.66 [19] (0:12.52)	3:51.40 [16] (0:12.74)	4:03.79 [13] (0:12.39)	4:16.94 [11] (0:13.15)	4:30.05 [6] (0:13.11)
Average Speed [mi/h]	31.8	31.7	34.5	35.3	34.0	33.1	33.3	34.5	35.2	35.8	36.3	35.3	33.7
Top Speed [mi/h]	32.2	33.2	36.1	36.3	34.3	33.6	33.6	35.0	36.2	36.2	36.8	36.7	34.1



- [ ] Ranking at each section and finish
- .-.- No data available at this section
- NA No data available



Horse Name	Mengli Khan
Finish Rank	12
Fastest Section Time (Section)	0:12.66 (10fur)
Top Speed [mi/h] (Section)	37.1 (2fur)
Race State	Finished

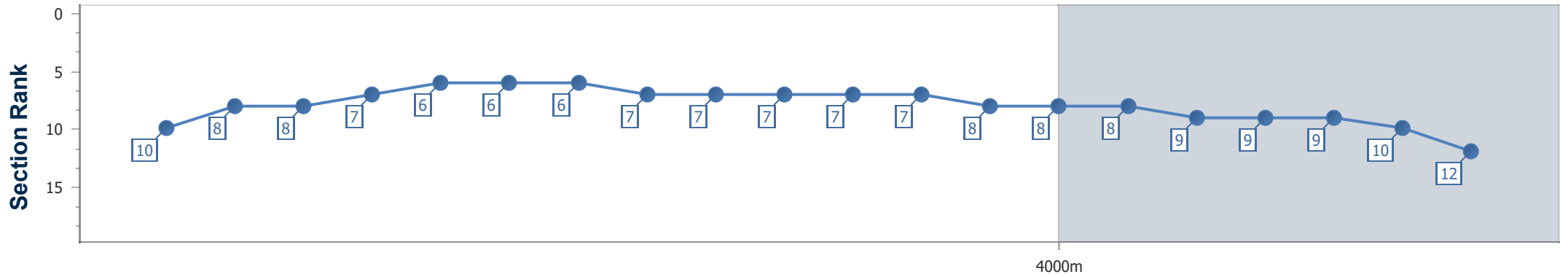
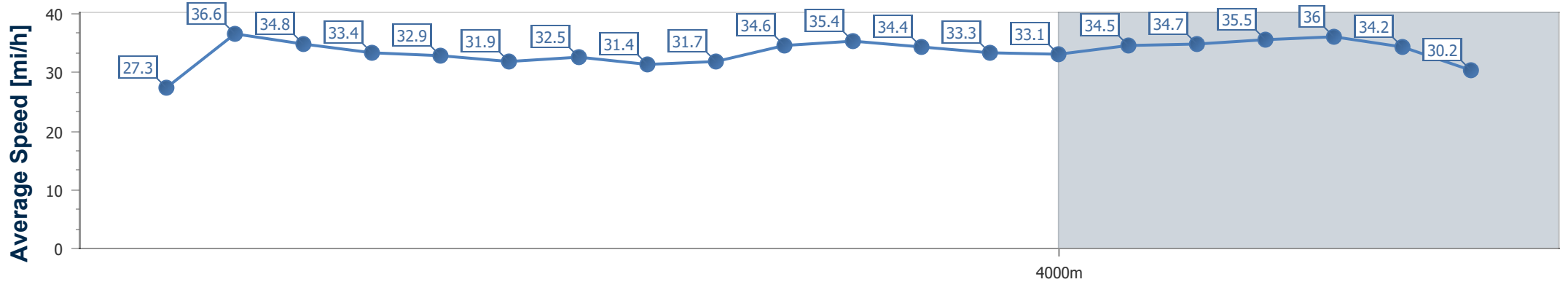


Royal Ascot Day  
Race 5: Ascot Stakes - 2M 3F 210Y  
18 June 2019 - 18:00



Track Rating: Firm, Weather: Showery, Rail Position: +11 yards

Distance To Go	8fur	9fur	10fur	11fur	12fur	13fur	14fur	15fur	16fur	17fur	18fur	19fur	Finish
Section Times	1:51.57 [7] (0:14.75)	2:05.30 [7] (0:13.73)	2:17.96 [7] (0:12.66)	2:30.88 [7] (0:12.92)	2:44.23 [7] (0:13.35)	2:58.21 [8] (0:13.98)	3:11.78 [8] (0:13.57)	3:24.78 [8] (0:13.00)	3:37.66 [9] (0:12.88)	3:50.51 [9] (0:12.85)	4:03.17 [9] (0:12.66)	4:16.87 [10] (0:13.70)	4:32.70 [12] (0:15.83)
Average Speed [mi/h]	31.4	31.7	34.6	35.4	34.4	33.3	33.1	34.5	34.7	35.5	36.0	34.2	30.2
Top Speed [mi/h]	32.1	33.0	35.9	35.9	34.7	33.8	33.6	34.8	35.0	35.9	36.2	35.8	32.5



- [ ] Ranking at each section and finish
- .-.- No data available at this section
- NA No data available



Horse Name	Not Never
Finish Rank	10
Fastest Section Time (Section)	0:12.68 (10fur)
Top Speed [mi/h] (Section)	39.9 (2fur)
Race State	Finished

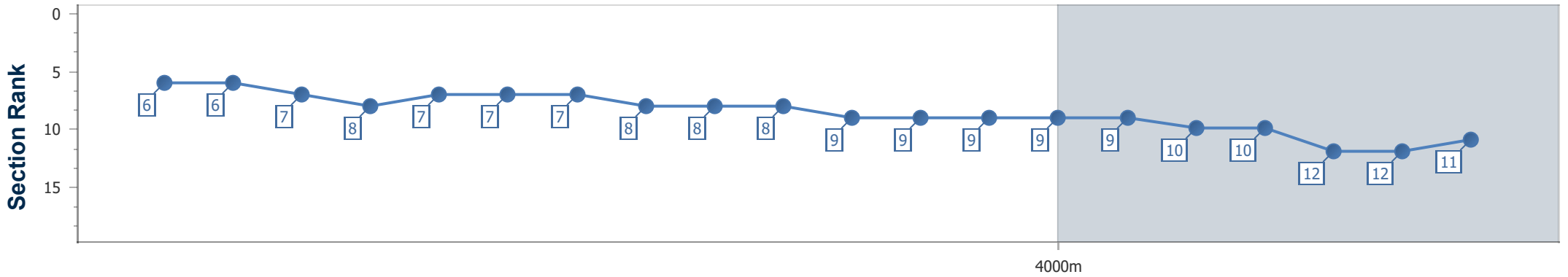
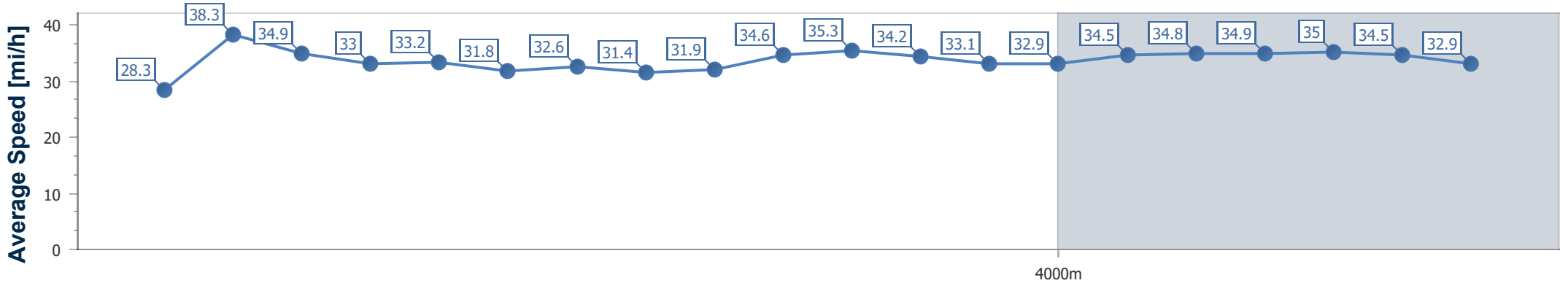


Royal Ascot Day  
 Race 5: Ascot Stakes - 2M 3F 210Y  
 18 June 2019 - 18:00



Track Rating: Firm, Weather: Showery, Rail Position: +11 yards

Distance To Go	8fur	9fur	10fur	11fur	12fur	13fur	14fur	15fur	16fur	17fur	18fur	19fur	Finish
Section Times	1:51.69 [8] (0:14.82)	2:05.39 [8] (0:13.70)	2:18.07 [8] (0:12.68)	2:31.05 [9] (0:12.98)	2:44.35 [9] (0:13.30)	2:58.32 [9] (0:13.97)	3:11.88 [9] (0:13.56)	3:24.86 [9] (0:12.98)	3:37.74 [10] (0:12.88)	3:50.82 [10] (0:13.08)	4:03.60 [12] (0:12.78)	4:16.99 [12] (0:13.39)	4:30.83 [11] (0:13.84)
Average Speed [mi/h]	31.4	31.9	34.6	35.3	34.2	33.1	32.9	34.5	34.8	34.9	35.0	34.5	32.9
Top Speed [mi/h]	32.2	33.1	35.7	35.7	34.4	33.9	33.4	34.9	34.9	35.1	35.6	35.5	33.4



- [ ] Ranking at each section and finish
- .-.- No data available at this section
- NA No data available



Horse Name	Kerosin
Finish Rank	11
Fastest Section Time (Section)	0:12.72 (18fur)
Top Speed [mi/h] (Section)	38.5 (2fur)
Race State	Finished

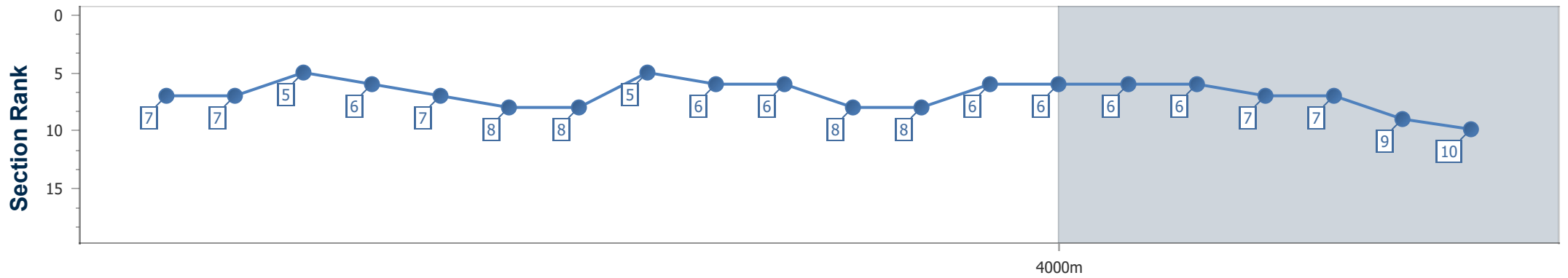
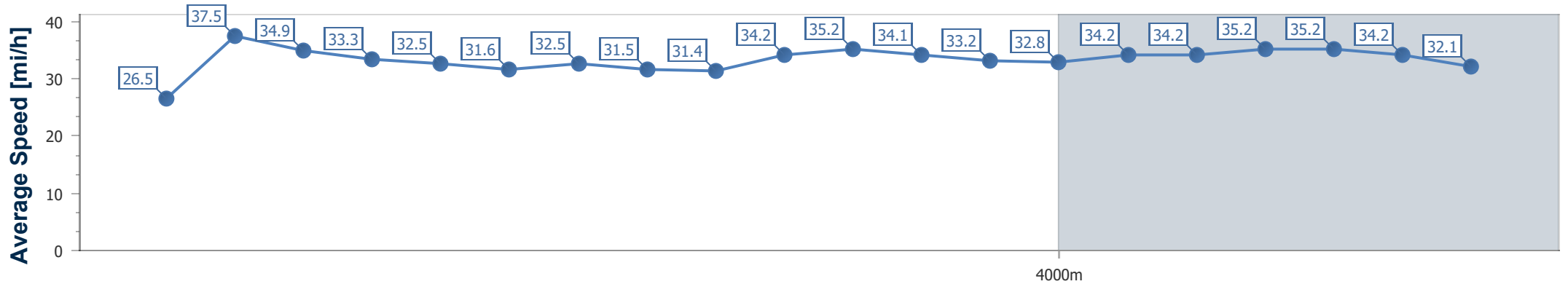


Royal Ascot Day  
 Race 5: Ascot Stakes - 2M 3F 210Y  
 18 June 2019 - 18:00



Track Rating: Firm, Weather: Showery, Rail Position: +11 yards

Distance To Go	8fur	9fur	10fur	11fur	12fur	13fur	14fur	15fur	16fur	17fur	18fur	19fur	Finish
Section Times	1:51.32 [5] (0:14.36)	2:05.17 [6] (0:13.85)	2:17.95 [6] (0:12.78)	2:30.97 [8] (0:13.02)	2:44.35 [8] (0:13.38)	2:57.90 [6] (0:13.55)	3:11.37 [6] (0:13.47)	3:24.50 [6] (0:13.13)	3:37.41 [6] (0:12.91)	3:50.32 [7] (0:12.91)	4:03.04 [7] (0:12.72)	4:16.68 [9] (0:13.64)	4:30.81 [10] (0:14.13)
Average Speed [mi/h]	31.5	31.4	34.2	35.2	34.1	33.2	32.8	34.2	34.2	35.2	35.2	34.2	32.1
Top Speed [mi/h]	32.0	32.7	35.4	35.5	34.5	33.6	33.3	34.6	34.8	35.4	35.6	35.6	32.8



- [ ] Ranking at each section and finish
- .-.- No data available at this section
- NA No data available



Horse Name	Jukebox Jive
Finish Rank	15
Fastest Section Time (Section)	0:12.62 (2fur)
Top Speed [mi/h] (Section)	37.5 (2fur)
Race State	Finished

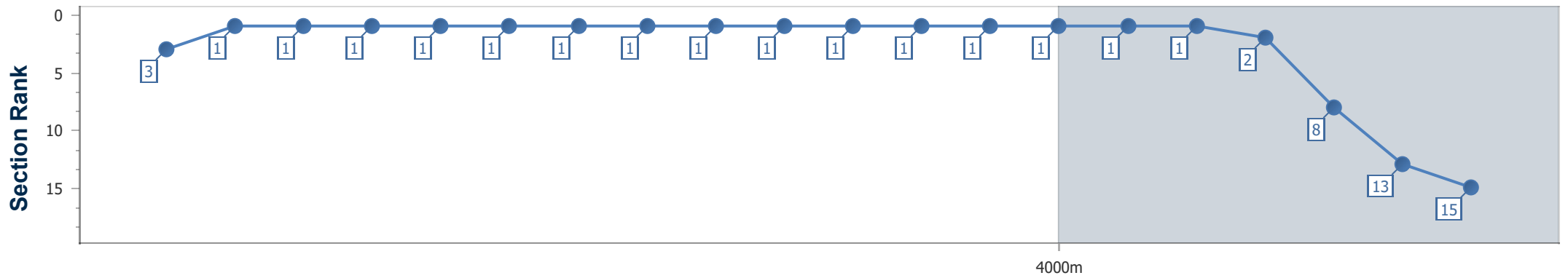
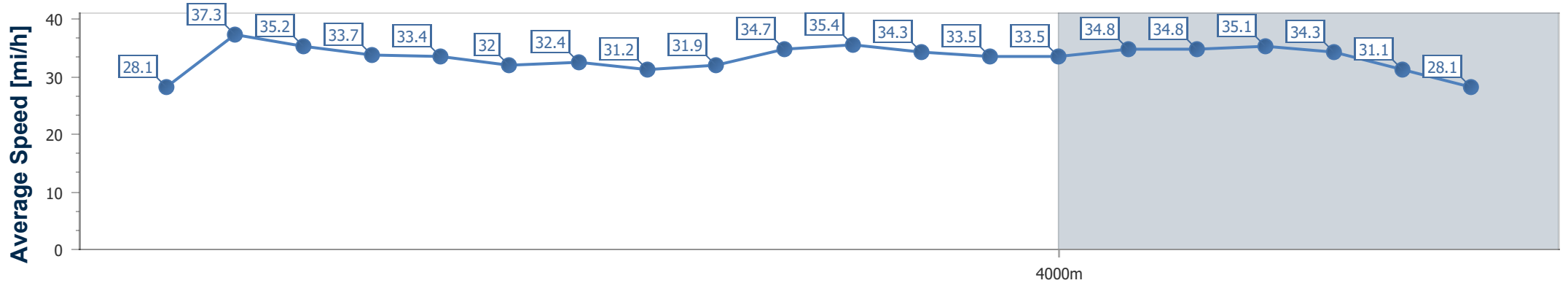


Royal Ascot Day  
Race 5: Ascot Stakes - 2M 3F 210Y  
18 June 2019 - 18:00



Track Rating: Firm, Weather: Showery, Rail Position: +11 yards

Distance To Go	8fur	9fur	10fur	11fur	12fur	13fur	14fur	15fur	16fur	17fur	18fur	19fur	Finish
Section Times	1:50.82 [1] (0:15.04)	2:04.46 [1] (0:13.64)	2:17.17 [1] (0:12.71)	2:30.09 [1] (0:12.92)	2:43.36 [1] (0:13.27)	2:57.25 [1] (0:13.89)	3:10.71 [1] (0:13.46)	3:23.72 [1] (0:13.01)	3:36.47 [1] (0:12.75)	3:49.68 [2] (0:13.21)	4:03.13 [8] (0:13.45)	4:18.15 [13] (0:15.02)	4:34.50 [15] (0:16.35)
Average Speed [mi/h]	31.2	31.9	34.7	35.4	34.3	33.5	33.5	34.8	34.8	35.1	34.3	31.1	28.1
Top Speed [mi/h]	32.0	33.4	35.7	35.7	34.8	33.9	34.0	35.1	35.4	35.5	34.6	33.4	29.3



- [ ] Ranking at each section and finish
- .-.- No data available at this section
- NA No data available



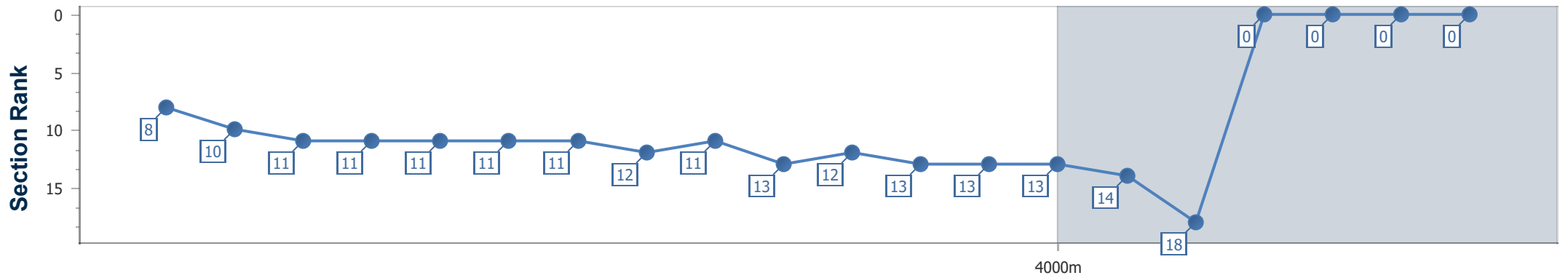
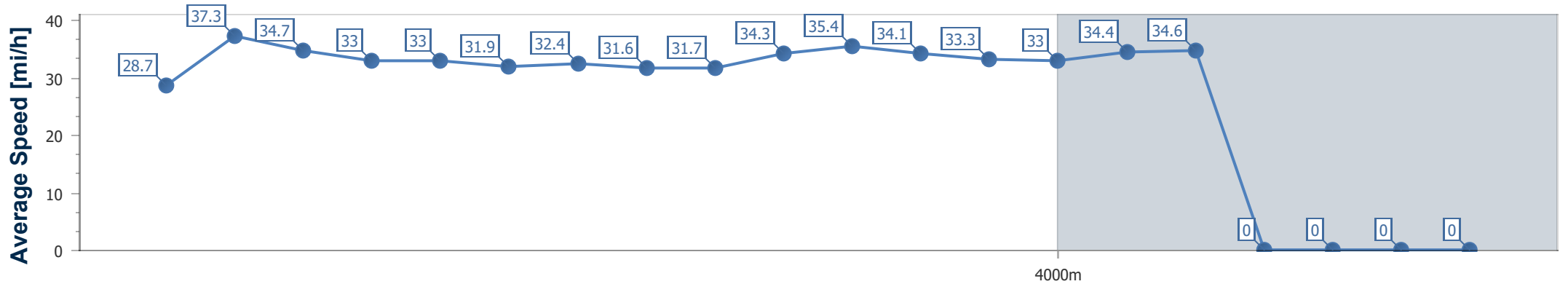
Horse Name	Ulster
Finish Rank	2147483647
Fastest Section Time (Section)	0:12.76 (10fur)
Top Speed [mi/h] (Section)	39.7 (2fur)
Race State	DidNotFinish



Royal Ascot Day  
 Race 5: Ascot Stakes - 2M 3F 210Y  
 18 June 2019 - 18:00  
 Track Rating: Firm, Weather: Showery, Rail Position: +11 yards



Distance To Go	8fur	9fur	10fur	11fur	12fur	13fur	14fur	15fur	16fur	17fur	18fur	19fur	Finish
Section Times	1:52.25 [12] (0:14.59)	2:05.93 [11] (0:13.68)	2:18.69 [13] (0:12.76)	2:31.58 [12] (0:12.89)	2:45.03 [13] (0:13.45)	2:58.82 [13] (0:13.79)	3:12.34 [13] (0:13.52)	3:25.43 [14] (0:13.09)	3:38.42 [18] (0:12.99)	-:--:--	-:--:--	-:--:--	-:--:--
Average Speed [mi/h]	31.6	31.7	34.3	35.4	34.1	33.3	33.0	34.4	34.6	0.0	0.0	0.0	0.0
Top Speed [mi/h]	32.0	33.1	35.7	35.7	34.8	33.6	33.6	34.6	34.9	--	--	--	--



- [ ] Ranking at each section and finish
- :--:-- No data available at this section
- NA No data available



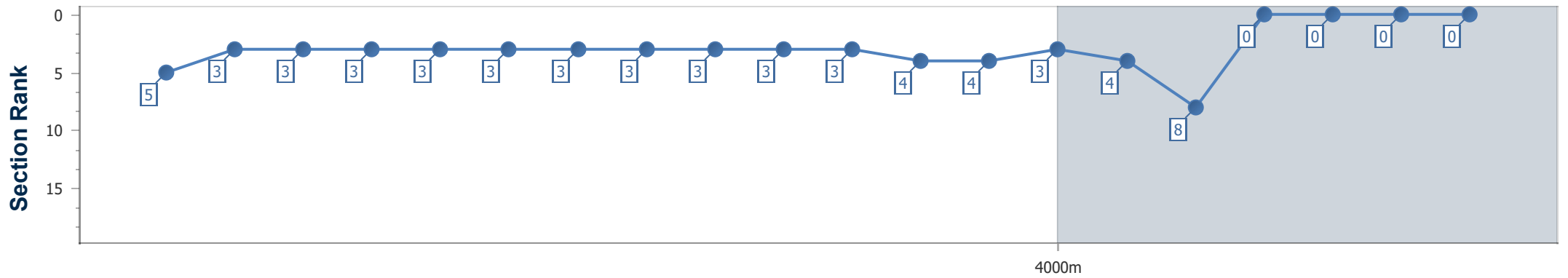
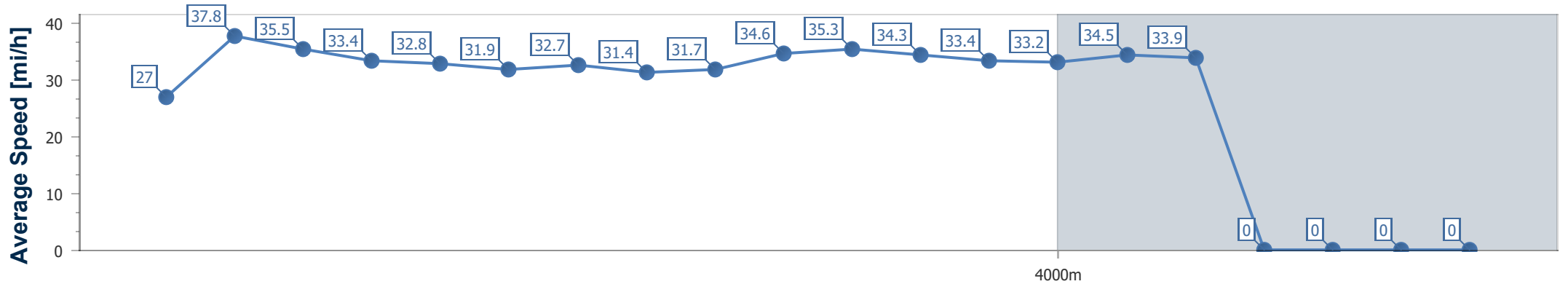
Horse Name	Mixboy
Finish Rank	2147483647
Fastest Section Time (Section)	0:12.72 (10fur)
Top Speed [mi/h] (Section)	38.6 (2fur)
Race State	DidNotFinish



Royal Ascot Day  
 Race 5: Ascot Stakes - 2M 3F 210Y  
 18 June 2019 - 18:00  
 Track Rating: Firm, Weather: Showery, Rail Position: +11 yards



Distance To Go	8fur	9fur	10fur	11fur	12fur	13fur	14fur	15fur	16fur	17fur	18fur	19fur	Finish
Section Times	1:51.11 [3] (0:14.90)	2:04.74 [3] (0:13.63)	2:17.46 [3] (0:12.72)	2:30.45 [3] (0:12.99)	2:43.73 [4] (0:13.28)	2:57.70 [4] (0:13.97)	3:11.14 [3] (0:13.44)	3:24.23 [4] (0:13.09)	3:37.53 [8] (0:13.30)	-:--:--	-:--:--	-:--:--	-:--:--
Average Speed [mi/h]	31.4	31.7	34.6	35.3	34.3	33.4	33.2	34.5	33.9	0.0	0.0	0.0	0.0
Top Speed [mi/h]	32.3	33.2	35.7	35.7	34.5	34.0	33.9	34.8	34.3	--	--	--	--



- [ ] Ranking at each section and finish
- :--:-- No data available at this section
- NA No data available





Horse Name	Gunnery
Finish Rank	16
Fastest Section Time (Section)	0:12.45 (16fur)
Top Speed [mi/h] (Section)	36.4 (2fur)
Race State	Finished

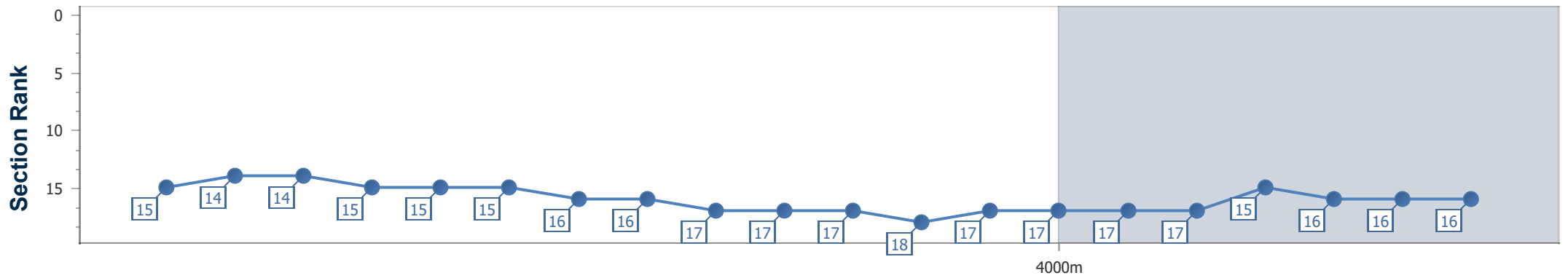
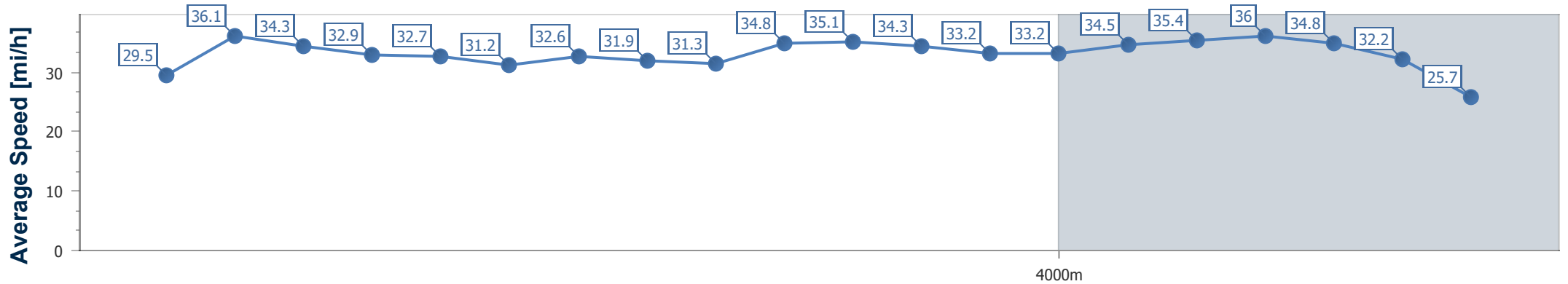


Royal Ascot Day  
Race 5: Ascot Stakes - 2M 3F 210Y  
18 June 2019 - 18:00



Track Rating: Firm, Weather: Showery, Rail Position: +11 yards

Distance To Go	8fur	9fur	10fur	11fur	12fur	13fur	14fur	15fur	16fur	17fur	18fur	19fur	Finish
Section Times	1:52.80 [16] (0:14.52)	2:06.48 [17] (0:13.68)	2:19.08 [17] (0:12.60)	2:32.16 [17] (0:13.08)	2:45.58 [18] (0:13.42)	2:59.29 [17] (0:13.71)	3:12.94 [17] (0:13.65)	3:25.87 [17] (0:12.93)	3:38.32 [17] (0:12.45)	3:51.26 [15] (0:12.94)	4:04.26 [16] (0:13.00)	4:19.46 [16] (0:15.20)	4:37.89 [16] (0:18.43)
Average Speed [mi/h]	31.9	31.3	34.8	35.1	34.3	33.2	33.2	34.5	35.4	36.0	34.8	32.2	25.7
Top Speed [mi/h]	32.4	33.3	36.1	36.2	34.6	33.4	33.5	34.9	36.3	36.4	35.3	34.5	28.3



- [ ] Ranking at each section and finish
- .-.- No data available at this section
- NA No data available



Horse Name	Yabass
Finish Rank	9
Fastest Section Time (Section)	0:12.66 (16fur)
Top Speed [mi/h] (Section)	38.3 (2fur)
Race State	Finished

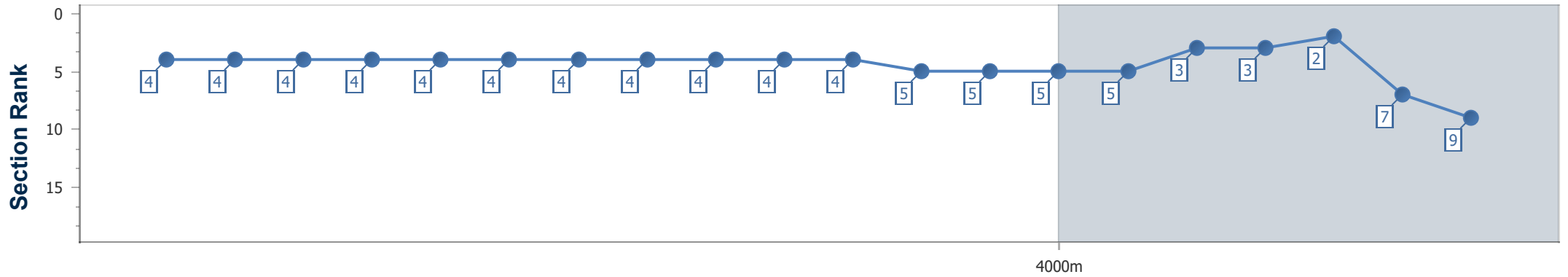
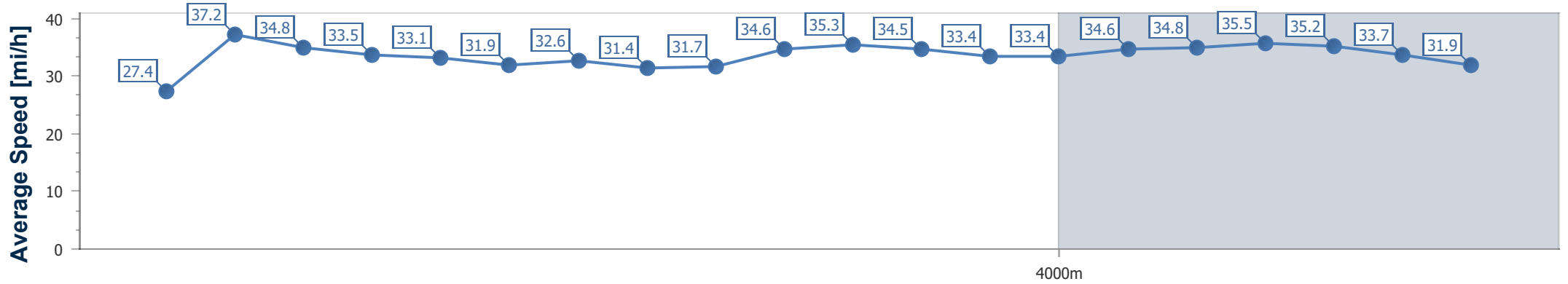


Royal Ascot Day  
Race 5: Ascot Stakes - 2M 3F 210Y  
18 June 2019 - 18:00



Track Rating: Firm, Weather: Showery, Rail Position: +11 yards

Distance To Go	8fur	9fur	10fur	11fur	12fur	13fur	14fur	15fur	16fur	17fur	18fur	19fur	Finish
Section Times	1:51.16 [4] (0:14.83)	2:04.87 [4] (0:13.71)	2:17.56 [4] (0:12.69)	2:30.55 [4] (0:12.99)	2:43.78 [5] (0:13.23)	2:57.77 [5] (0:13.99)	3:11.21 [5] (0:13.44)	3:24.24 [5] (0:13.03)	3:36.90 [3] (0:12.66)	3:49.85 [3] (0:12.95)	4:02.72 [2] (0:12.87)	4:16.44 [7] (0:13.72)	4:30.67 [9] (0:14.23)
Average Speed [mi/h]	31.4	31.7	34.6	35.3	34.5	33.4	33.4	34.6	34.8	35.5	35.2	33.7	31.9
Top Speed [mi/h]	32.4	33.1	35.8	35.8	34.7	34.0	34.0	35.0	35.7	36.0	35.4	35.0	32.5



- [ ] Ranking at each section and finish
- .-.- No data available at this section
- NA No data available



Horse Name	Batts Rock
Finish Rank	8
Fastest Section Time (Section)	0:12.21 (10fur)
Top Speed [mi/h] (Section)	37.1 (11fur)
Race State	Finished

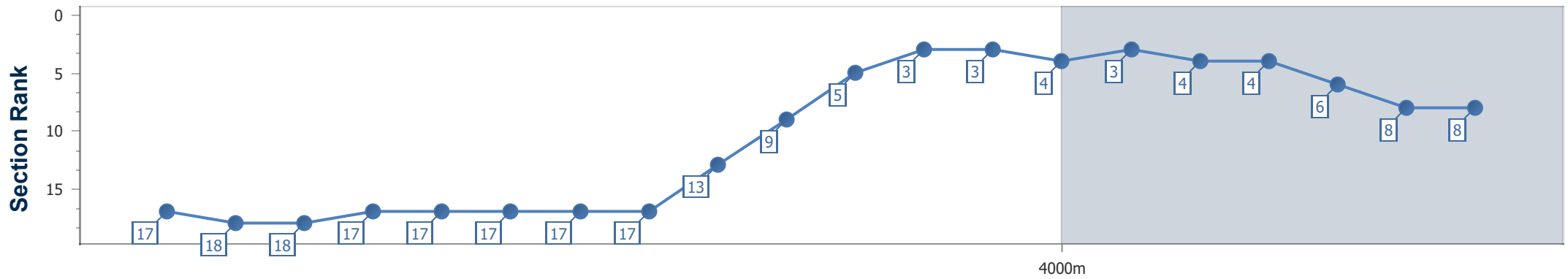
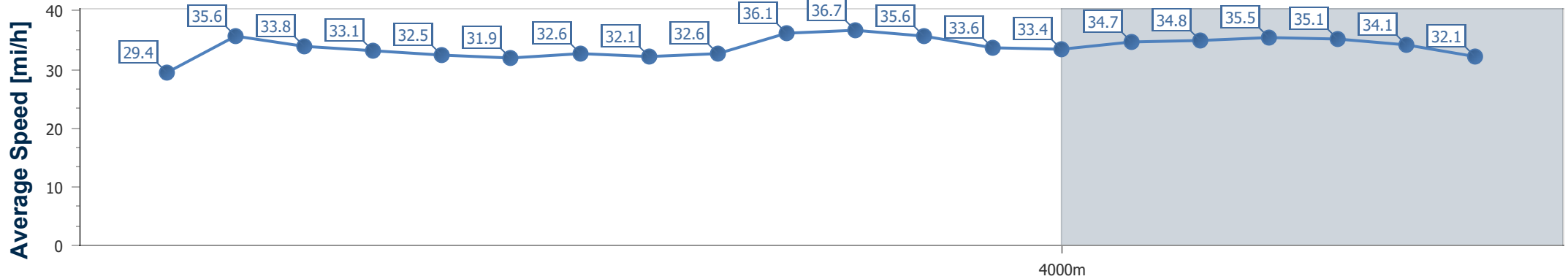


Royal Ascot Day  
Race 5: Ascot Stakes - 2M 3F 210Y  
18 June 2019 - 18:00



Track Rating: Firm, Weather: Showery, Rail Position: +11 yards

Distance To Go	8fur	9fur	10fur	11fur	12fur	13fur	14fur	15fur	16fur	17fur	18fur	19fur	Finish
Section Times	1:52.85 [17] (0:14.45)	2:05.98 [13] (0:13.13)	2:18.19 [9] (0:12.21)	2:30.67 [5] (0:12.48)	2:43.70 [3] (0:13.03)	2:57.64 [3] (0:13.94)	3:11.18 [4] (0:13.54)	3:24.23 [3] (0:13.05)	3:36.95 [4] (0:12.72)	3:49.95 [4] (0:13.00)	4:02.87 [6] (0:12.92)	4:16.45 [8] (0:13.58)	4:30.39 [8] (0:13.94)
Average Speed [mi/h]	32.1	32.6	36.1	36.7	35.6	33.6	33.4	34.7	34.8	35.5	35.1	34.1	32.1
Top Speed [mi/h]	32.3	34.9	37.1	37.1	36.0	34.5	33.9	35.1	35.5	35.7	35.3	35.1	32.9



- [ ] Ranking at each section and finish
- .-.- No data available at this section
- NA No data available



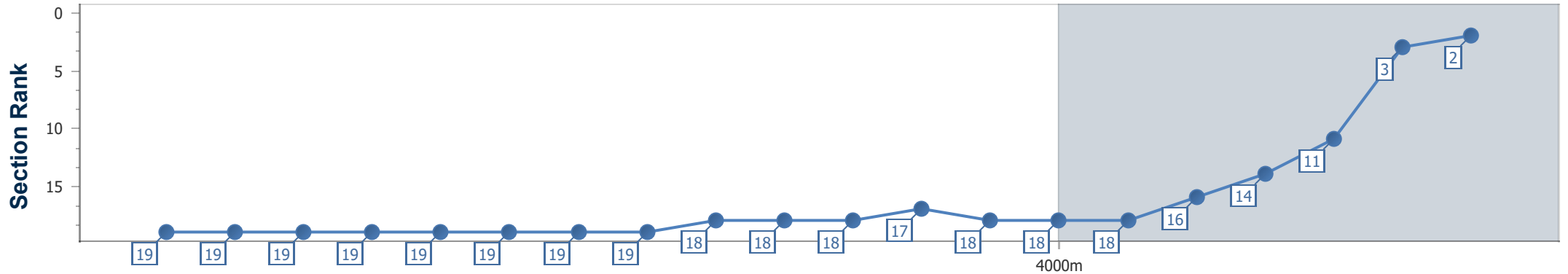
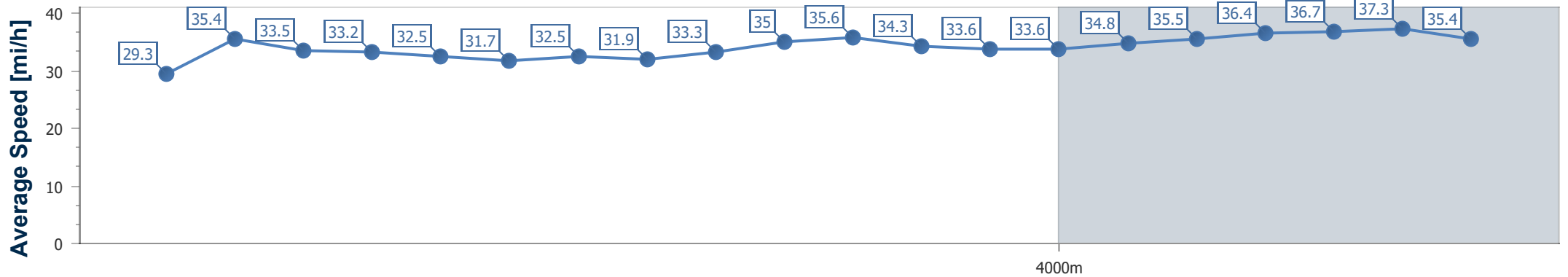
Horse Name	Buildmeupbuttercup
Finish Rank	2
Fastest Section Time (Section)	0:12.12 (18fur)
Top Speed [mi/h] (Section)	37.7 (19fur)
Race State	Finished



Royal Ascot Day  
 Race 5: Ascot Stakes - 2M 3F 210Y  
 18 June 2019 - 18:00  
 Track Rating: Firm, Weather: Showery, Rail Position: +11 yards



Distance To Go	8fur	9fur	10fur	11fur	12fur	13fur	14fur	15fur	16fur	17fur	18fur	19fur	Finish
Section Times	1:53.35 [19] (0:14.46)	2:06.64 [18] (0:13.29)	2:19.15 [18] (0:12.51)	2:32.19 [18] (0:13.04)	2:45.54 [17] (0:13.35)	2:59.47 [18] (0:13.93)	3:13.08 [18] (0:13.61)	3:25.91 [18] (0:12.83)	3:38.31 [16] (0:12.40)	3:51.24 [14] (0:12.93)	4:03.36 [11] (0:12.12)	4:15.71 [3] (0:12.35)	4:28.55 [2] (0:12.84)
Average Speed [mi/h]	31.9	33.3	35.0	35.6	34.3	33.6	33.6	34.8	35.5	36.4	36.7	37.3	35.4
Top Speed [mi/h]	32.5	34.3	36.3	36.5	34.4	33.9	33.8	35.3	36.4	36.6	37.7	37.7	36.4



- [ ] Ranking at each section and finish
- .-.- No data available at this section
- NA No data available



Horse Name	Fun Mac
Finish Rank	4
Fastest Section Time (Section)	0:12.29 (18fur)
Top Speed [mi/h] (Section)	37.1 (19fur)
Race State	Finished

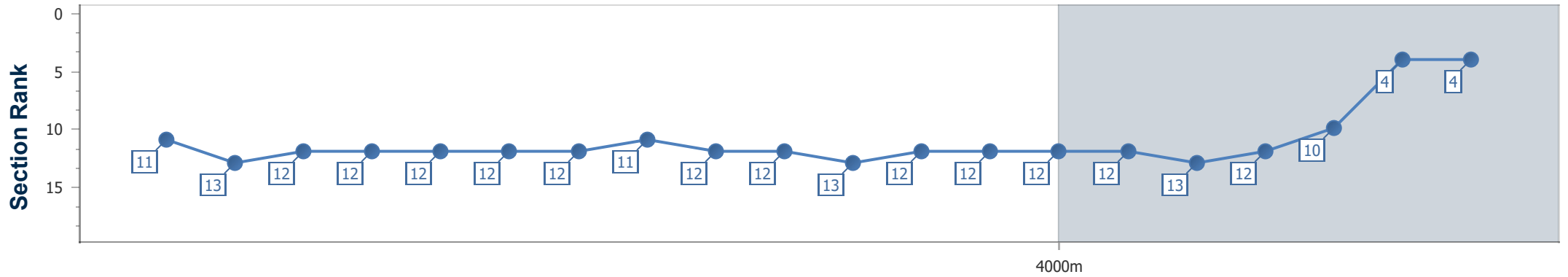
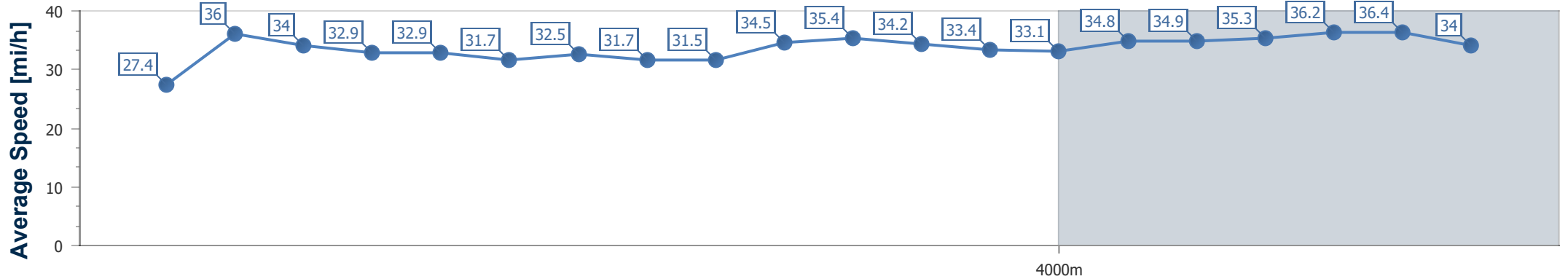


Royal Ascot Day  
 Race 5: Ascot Stakes - 2M 3F 210Y  
 18 June 2019 - 18:00



Track Rating: Firm, Weather: Showery, Rail Position: +11 yards

Distance To Go	8fur	9fur	10fur	11fur	12fur	13fur	14fur	15fur	16fur	17fur	18fur	19fur	Finish
Section Times	1:52.17 [11] (0:14.34)	2:05.96 [12] (0:13.79)	2:18.59 [12] (0:12.63)	2:31.58 [13] (0:12.99)	2:44.97 [12] (0:13.39)	2:58.76 [12] (0:13.79)	3:12.30 [12] (0:13.54)	3:25.23 [12] (0:12.93)	3:38.04 [13] (0:12.81)	3:50.96 [12] (0:12.92)	4:03.25 [10] (0:12.29)	4:15.88 [4] (0:12.63)	4:29.54 [4] (0:13.66)
Average Speed [mi/h]	31.7	31.5	34.5	35.4	34.2	33.4	33.1	34.8	34.9	35.3	36.2	36.4	34.0
Top Speed [mi/h]	32.0	32.9	36.0	36.1	34.6	33.6	33.8	35.1	35.3	35.4	37.0	37.1	35.6



- [ ] Ranking at each section and finish
- .-.- No data available at this section
- NA No data available



Horse Name	Percy Street
Finish Rank	14
Fastest Section Time (Section)	0:12.58 (16fur)
Top Speed [mi/h] (Section)	37.2 (2fur)
Race State	Finished

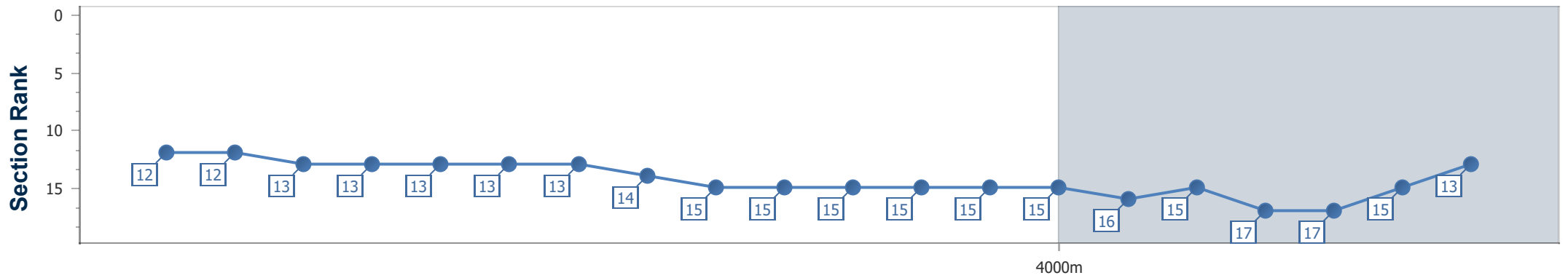
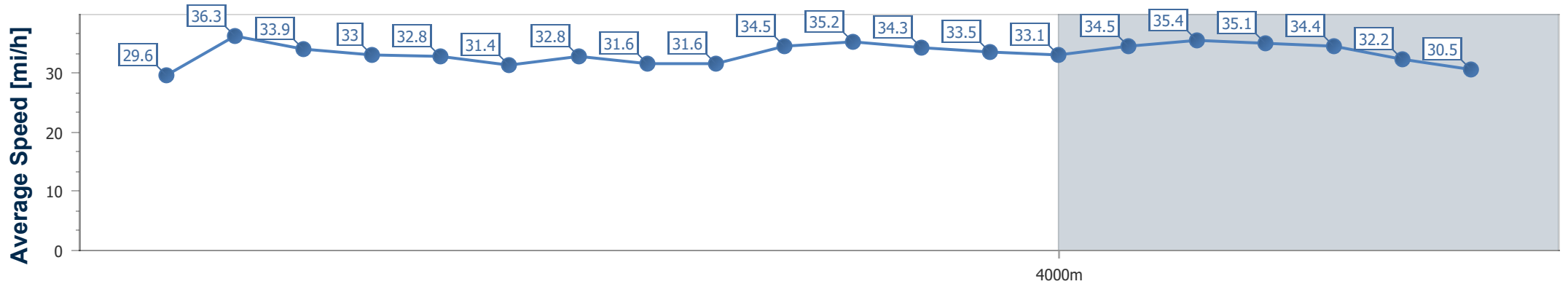


Royal Ascot Day  
 Race 5: Ascot Stakes - 2M 3F 210Y  
 18 June 2019 - 18:00



Track Rating: Firm, Weather: Showery, Rail Position: +11 yards

Distance To Go	8fur	9fur	10fur	11fur	12fur	13fur	14fur	15fur	16fur	17fur	18fur	19fur	Finish
Section Times	1:52.46 [14] (0:14.53)	2:06.18 [15] (0:13.72)	2:18.89 [15] (0:12.71)	2:31.86 [15] (0:12.97)	2:45.28 [15] (0:13.42)	2:59.04 [15] (0:13.76)	3:12.65 [15] (0:13.61)	3:25.61 [16] (0:12.96)	3:38.19 [15] (0:12.58)	3:51.48 [17] (0:13.29)	4:04.77 [17] (0:13.29)	4:19.25 [15] (0:14.48)	4:34.06 [13] (0:14.81)
Average Speed [mi/h]	31.6	31.6	34.5	35.2	34.3	33.5	33.1	34.5	35.4	35.1	34.4	32.2	30.5
Top Speed [mi/h]	32.0	33.2	36.0	36.0	34.8	33.7	33.5	34.8	35.9	35.9	34.6	34.0	30.7



- [ ] Ranking at each section and finish
- .-.- No data available at this section
- NA No data available



Horse Name	Coeur De Lion
Finish Rank	5
Fastest Section Time (Section)	0:12.64 (18fur)
Top Speed [mi/h] (Section)	38.8 (2fur)
Race State	Finished

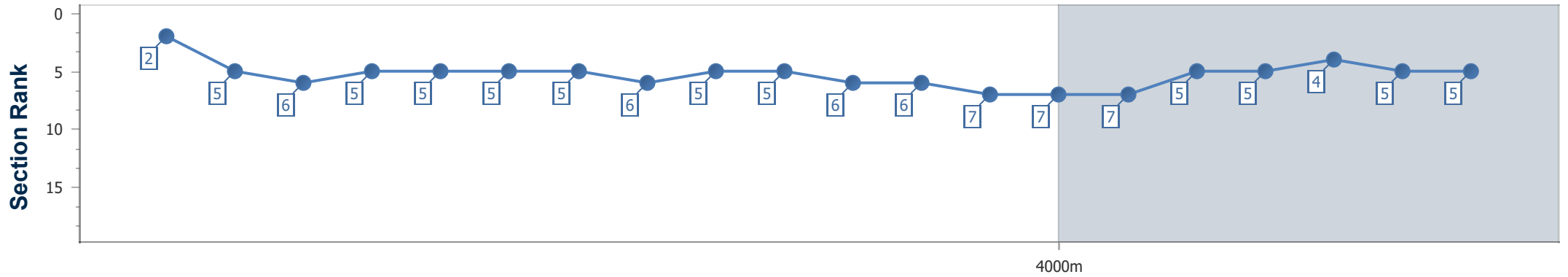
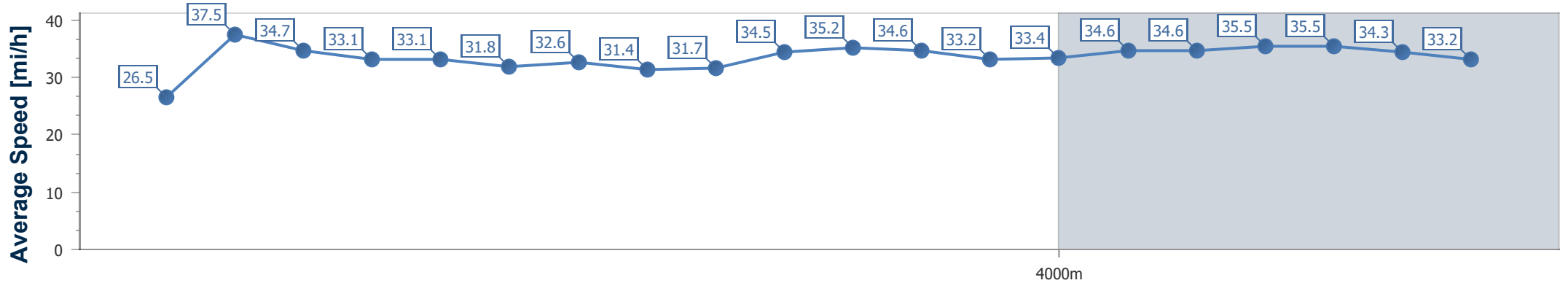


Royal Ascot Day  
Race 5: Ascot Stakes - 2M 3F 210Y  
18 June 2019 - 18:00



Track Rating: Firm, Weather: Showery, Rail Position: +11 yards

Distance To Go	8fur	9fur	10fur	11fur	12fur	13fur	14fur	15fur	16fur	17fur	18fur	19fur	Finish
Section Times	1:51.39 [6] (0:14.80)	2:05.08 [5] (0:13.69)	2:17.79 [5] (0:12.71)	2:30.74 [6] (0:12.95)	2:44.00 [6] (0:13.26)	2:58.03 [7] (0:14.03)	3:11.47 [7] (0:13.44)	3:24.54 [7] (0:13.07)	3:37.28 [5] (0:12.74)	3:50.16 [5] (0:12.88)	4:02.80 [4] (0:12.64)	4:16.23 [5] (0:13.43)	4:29.70 [5] (0:13.47)
Average Speed [mi/h]	31.4	31.7	34.5	35.2	34.6	33.2	33.4	34.6	34.6	35.5	35.5	34.3	33.2
Top Speed [mi/h]	32.3	33.1	35.7	35.7	34.7	34.1	34.1	34.9	35.5	35.6	35.9	35.8	33.5



- [ ] Ranking at each section and finish
- .-.- No data available at this section
- NA No data available



Horse Name	Cosmelli
Finish Rank	17
Fastest Section Time (Section)	0:12.80 (10fur)
Top Speed [mi/h] (Section)	36.8 (2fur)
Race State	Finished

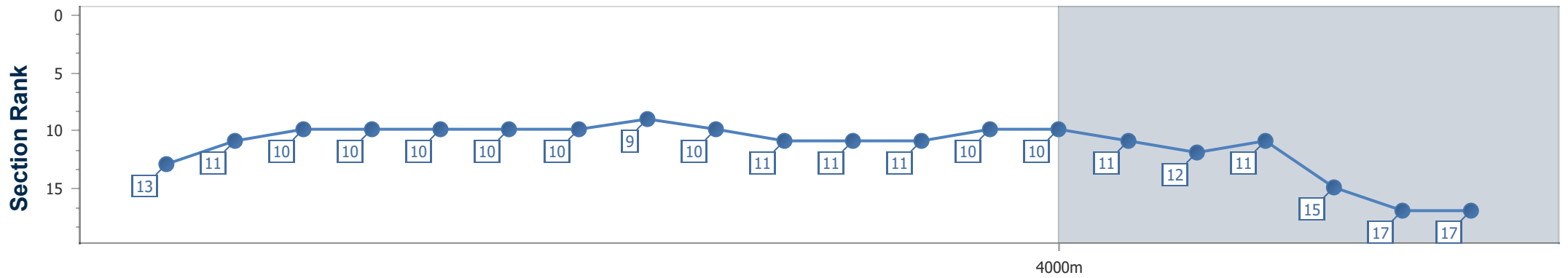
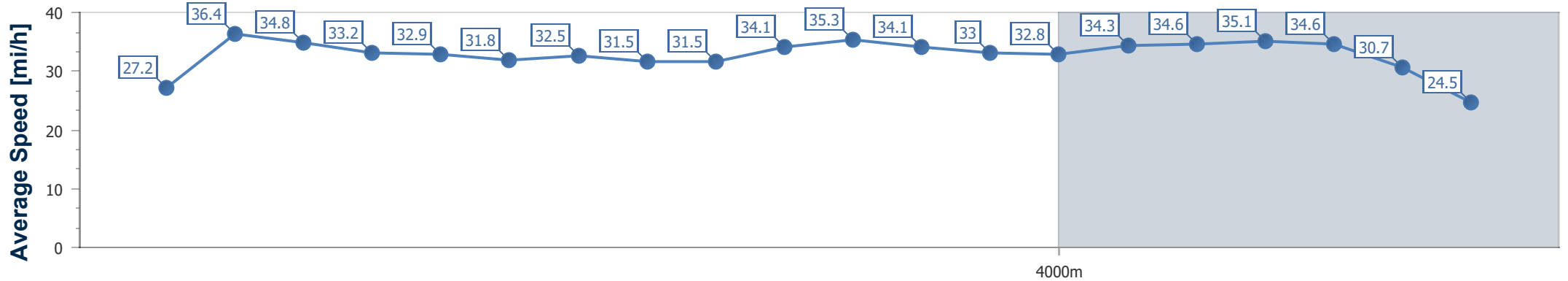


Royal Ascot Day  
Race 5: Ascot Stakes - 2M 3F 210Y  
18 June 2019 - 18:00



Track Rating: Firm, Weather: Showery, Rail Position: +11 yards

Distance To Go	8fur	9fur	10fur	11fur	12fur	13fur	14fur	15fur	16fur	17fur	18fur	19fur	Finish
Section Times	1:51.84 [9] (0:14.46)	2:05.69 [10] (0:13.85)	2:18.49 [11] (0:12.80)	2:31.39 [11] (0:12.90)	2:44.78 [11] (0:13.39)	2:58.48 [10] (0:13.70)	3:11.98 [10] (0:13.50)	3:25.04 [11] (0:13.06)	3:37.96 [12] (0:12.92)	3:50.92 [11] (0:12.96)	4:04.18 [15] (0:13.26)	4:19.90 [17] (0:15.72)	4:39.04 [17] (0:19.14)
Average Speed [mi/h]	31.5	31.5	34.1	35.3	34.1	33.0	32.8	34.3	34.6	35.1	34.6	30.7	24.5
Top Speed [mi/h]	31.9	32.8	35.5	35.5	34.8	33.5	33.2	34.7	35.0	35.2	34.8	33.9	27.3



- [ ] Ranking at each section and finish
- .-.- No data available at this section
- NA No data available





Horse Name	Mancini
Finish Rank	7
Fastest Section Time (Section)	0:12.70 (16fur)
Top Speed [mi/h] (Section)	37.9 (2fur)
Race State	Finished

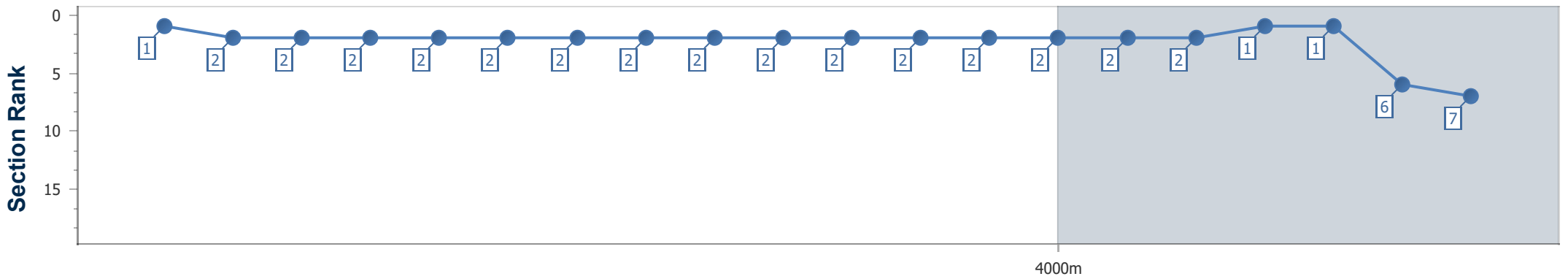
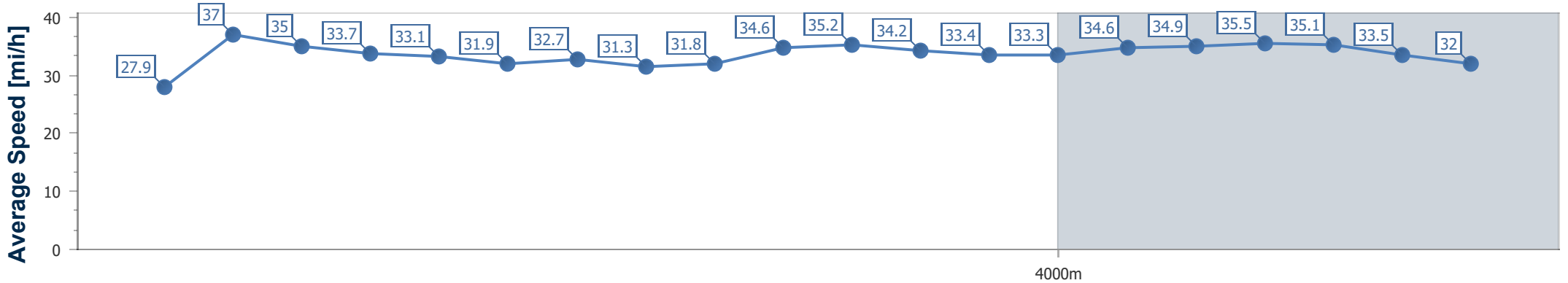


Royal Ascot Day  
 Race 5: Ascot Stakes - 2M 3F 210Y  
 18 June 2019 - 18:00



Track Rating: Firm, Weather: Showery, Rail Position: +11 yards

Distance To Go	8fur	9fur	10fur	11fur	12fur	13fur	14fur	15fur	16fur	17fur	18fur	19fur	Finish
Section Times	1:50.87 [2] (0:14.83)	2:04.54 [2] (0:13.67)	2:17.25 [2] (0:12.71)	2:30.28 [2] (0:13.03)	2:43.57 [2] (0:13.29)	2:57.45 [2] (0:13.88)	3:10.89 [2] (0:13.44)	3:23.93 [2] (0:13.04)	3:36.63 [2] (0:12.70)	3:49.61 [1] (0:12.98)	4:02.50 [1] (0:12.89)	4:16.24 [6] (0:13.74)	4:30.30 [7] (0:14.06)
Average Speed [mi/h]	31.3	31.8	34.6	35.2	34.2	33.4	33.3	34.6	34.9	35.5	35.1	33.5	32.0
Top Speed [mi/h]	32.3	33.2	35.7	35.7	34.4	33.9	33.9	34.9	35.6	35.7	35.2	35.0	32.5



- [ ] Ranking at each section and finish
- .-.- No data available at this section
- NA No data available